

# ANTICANCER RESEARCH

International Journal of Cancer Research and Treatment  
ISSN (print): 0250-7005; ISSN (online): 1791-7530

VOLUME 34  
2014

## Editorial Board

<b>P.A. Abrahamsson</b>	Department of Urology, Skåne University Hospital, Lund University, Malmö, Sweden
<b>B. B. Aggarwal</b>	Cytokine Research Laboratory, Department of Experimental Therapeutics, University of Texas M.D. Anderson Cancer Center, Houston, TX, USA
<b>T. Akimoto</b>	Division of Partical Therapy and Department of Radiation Oncology, National Cancer Center East, Kashiwa, Chiba, Japan
<b>A. Argiris</b>	Division of Hematology/Oncology, UT Health Science Center at San Antonio, San Antonio, TX, USA
<b>J. P. Armand</b>	Institut Claudius Regaud, Toulouse, France
<b>V. I. Avramis</b>	Division of Hematology/Oncology, Childrens Hospital, Los Angeles, CA, USA
<b>R. C. Bast</b>	Department of Translational Research, University of Texas M.D. Anderson Cancer Center, Houston, TX, USA
<b>G. Bauer</b>	Abteilung Virologie, Institut für Medizinische Mikrobiologie und Hygiene, Universität Freiburg, Germany
<b>E. E. Baulieu</b>	INSERM U488 and College de France, Le Kremlin-Bicetre, France
<b>Y. Becker</b>	Department of Biochemistry, Faculty of Medicine, Hebrew University of Jerusalem, Ein Kerem, Jerusalem, Israel
<b>E. J. Benz, Jr.</b>	Dana-Farber Cancer Institute, Boston, MA, USA
<b>J. Bergh</b>	Department of Clinical and Molecular Medicine, Radiumhemmet, Karolinska Institute, Stockholm, Sweden
<b>D. D. Bigner</b>	Department of Pathology, Duke University Medical Center, Durham, NC, USA
<b>A. Böcking</b>	Institute for Cytopathology, University of Düsseldorf, Germany
<b>G. Bonadonna</b>	Istituto Nazionale per lo Studio e la Cura dei Tumori, Milano, Italy
<b>F. T. Bosman</b>	Institute of Pathology, University of Lausanne, Switzerland
<b>G. Broich</b>	Gruppo Policlinico di Monza, Monza, Italy
<b>J. M. Brown</b>	Department of Radiation Oncology, Stanford Medical Center, Stanford, CA, USA
<b>Ø. S. Bruland</b>	Department of Medical Oncology-Radiotherapy, Norwegian Radium Hospital, Oslo, Norway
<b>M. M. Burger</b>	Novartis, Basel, Switzerland
<b>M. Carbone</b>	Cancer Research Center of Hawaii, Honolulu, HI, USA
<b>C. Carlberg</b>	Institute of Biomedicine, University of Eastern Finland, Kuopio, Finland
<b>J. Carlsson</b>	Department of Biomedical Radiation Sciences, Uppsala University, Sweden
<b>A. F. Chambers</b>	Department of Oncology, London Regional Cancer Center, London, Ontario, Canada
<b>P. Chandra</b>	Abt. für Molekularbiologie, Klinikum Wolfgang Goethe-Universität, Frankfurt am Main, Germany
<b>L. Cheng</b>	Department of Pathology, Indiana University School of Medicine, Indianapolis, IN, USA
<b>J.-G. Chung</b>	Department of Biological Science and Technology, China Medical University, Taichung, Taiwan, ROC
<b>E. De Clercq</b>	Rega Institute for Medical Research, Katholieke Universiteit Leuven, Belgium
<b>W. De Loecker</b>	Department of Biochemistry, Katholieke Universiteit Leuven, Belgium
<b>W. Den Otter</b>	VUMC, Department of Urology, Amsterdam, The Netherlands
<b>E. P. Diamandis</b>	Department of Pathology and Laboratory Medicine, Mount Sinai Hospital, Toronto, Ontario, Canada
<b>G. Th. Diamandopoulos</b>	Department of Pathology, Harvard Medical School, Boston, MA, USA
<b>D.W. Felsher</b>	Division of Oncology, Stanford University School of Medicine, Stanford, CA, USA
<b>J. A. Fernandez-Pol</b>	Metalloproteomics, LLC, Chesterfield, MO, USA
<b>I. J. Fidler</b>	Department of Cancer Biology, University of Texas M.D. Anderson Cancer Center, Houston, TX, USA
<b>A.P. Fields</b>	Department of Cancer Biology, College of Medicine, Mayo Clinic, Jacksonville, FL, USA
<b>B. Fuchs</b>	Balgrist University Hospital, Zurich, Switzerland
<b>G. Gabbiani</b>	Department of Pathology, University of Geneva, Switzerland
<b>R. Ganapathi</b>	Levine Cancer Institute, Carolinas HealthCare System, Charlotte, NC, USA
<b>A. F. Gazdar</b>	Hamon Center for Therapeutic Oncology Research, University of Texas Southeastern Medical Center, Dallas, TX, USA
<b>J.H. Geschwind</b>	Interventional Radiology Center, Johns Hopkins University School of Medicine, Baltimore, MD, USA
<b>A. Giordano</b>	Sbarro Institute for Cancer Research, Temple University, Philadelphia, PA, USA
<b>G. Gitsch</b>	Department of Gynecology and Obstetrics, University of Freiburg, Germany
<b>R. H. Goldfarb</b>	Trudeau Institute, Saranac Lake, NY, USA

- S. Hammarström** Department of Immunology, University of Umeå, Sweden
- I. Hellström** Harborview Medical Center, Seattle, WA, USA
- L. Helson** Sign Path Pharma, Inc., Quakertown, PA, USA
- R. M. Hoffman** Department of Surgery, University of California, San Diego, CA, USA
- K.-S. Jeong** Department of Pathology, College of Veterinary Medicine, Kyungpook National University, Daegu, South Korea
- S. C. Jhanwar** Laboratory of Solid Tumor Genetics, Department of Medicine, Memorial Sloan-Kettering Cancer Center, New York, NY, USA
- J. V. Johannessen** Department of Pathology, The Norwegian Radium Hospital, Oslo, Norway
- B. Kaina** Institute of Toxicology, University of Mainz, Germany
- P. -L. Kellokumpu-Lehtinen** Department of Oncology and Radiotherapy, Tampere University Hospital, Tampere, Finland
- B. K. Keppler** School of Medicine, University of Vienna, Austria
- D. G. Kieback** Klinikum Vest, Standort Marl, Marl, Germany
- R. Klapdor** Medical Clinic, University of Hamburg, Germany
- U. R. Kleeborg** Hämatologisch - Onkologisch - Praxis Altona, Hamburg, Germany
- P. Kleihues** Department of Pathology, University Hospital Zürich, Switzerland
- E. Klein** Department of Tumor Biology, Karolinska Institute, Stockholm, Sweden
- S. D. Kottaridis** Department of Virology, Hellenic Anticancer Institute, Athens, Greece
- G. R. F. Krueger** Center of Anatomy II, University of Cologne Medical School, Cologne, Germany
- D. W. Kufe** Division of Medicine, Dana-Farber Cancer Institute, Boston, MA, USA
- Pat M. Kumar** Department of Biological Sciences, Manchester Metropolitan University, Manchester, UK
- Shant Kumar** Department Pathology, University of Manchester Medical School, Manchester, UK
- M. Kuroki** Department of Biochemistry, Fukuoka University School of Medicine, Fukuoka, Japan
- O. D. Laerum** Department of Pathology, The Gade Institute, University of Bergen, Norway
- F. J. Lejeune** Fondation du Centre Pluridisciplinaire d' Oncologie, CHUV, Lausanne, Switzerland
- L. F. Liu** Department of Pharmacology, UMD of New Jersey, Piscataway, NJ, USA
- D. M. Lopez** Department of Microbiology and Immunology, University of Miami School of Medicine, Miami, FL, USA
- E. Lundgren** Unit of Applied Cell and Molecular Biology, University of Umeå, Sweden
- H. T. Lynch** Department of Preventive Medicine and Public Health, Creighton University, Omaha, NE, USA
- Y. Maehara** Department of Surgery and Science, Graduate School of Medical Sciences, Kyushu University, Fukuoka, Japan
- J. Maher** Department of Research Oncology, Division of Cancer Studies, King's College London School of Medicine, Guy's Hospital Campus, London, UK
- J. Marescaux** IRCAD, University of Strasbourg, France
- J. Mark** Department of Pathology, Kärnshjukhuset, Skövde, Sweden
- S. Mitra** The Methodist Hospital Research Institute (TMHRI), Houston, TX, USA
- M. Mueller** Hochschule Furtwangen University, Villingen-Schwenningen, Germany
- F. M. Muggia** New York University Cancer Institute, School of Medicine, NY, USA
- M. J. Murphy, Jr.** Hipple Cancer Research Center, Dayton, OH, USA
- M. Namiki** Department of Integrative Cancer Therapy and Urology, Kanazawa University Graduate School of Medical Science, Kanazawa City, Ishikawa, Japan
- R. Narayanan** Department of Biological Sciences, Florida Atlantic University, Boca Raton, FL, USA
- K. Nilsson** Rudbeck Laboratory, Department of Genetics and Pathology, Uppsala University Hospital, Sweden
- S. Pathak** Department of Cell Biology, University of Texas, Houston, TX, USA
- J.L. Persson** Section for Experimental Cancer Research, Clinical Research Center, Lund University, Malmö, Sweden
- S. Pestka** Department of Molecular Genetics and Microbiology, University of Medicine and Dentistry of New Jersey, Piscataway, NJ, USA
- G. J. Pilkington** Department of Cellular and Molecules Neurooncology, School of Pharmacy and Biomedical Sciences, University of Portsmouth, UK
- C. D. Platsoucas** College of Sciences, Old Dominion University, Norfolk, VA, USA
- F. Podo** Laboratory of Cell Biology, Istituto Superiore di Sanità, Rome, Italy

<b>A. Polliack</b>	Department of Haematology, Hadassah University Hospital and Medical School, Jerusalem, Israel
<b>G. Rebel</b>	IRCAD, Hopitaux Universitaires, Strasbourg, France
<b>M. Rigaud</b>	Laboratory Biochimie et Génétique Molecules, Faculté de Médecine de Limoges, France
<b>U. Ringborg</b>	Department of General Oncology, Karolinska Hospital, Stockholm, Sweden
<b>M. Roselli</b>	Department of Medical Oncology, University of Rome "Tor Vergata", Italy
<b>A. Schauer</b>	Zentrum Pathologie, Georg-August Universität, Göttingen, Germany
<b>M. Schneider</b>	Department of Organic Chemistry, Bergische University, Wuppertal, Germany
<b>A. Seth</b>	Laboratory of Molecular Pathology, Sunnybrook Research Institute and University of Toronto, Ontario, Canada
<b>G. V. Sherbet</b>	Cancer Research Unit, University of Newcastle-upon-Tyne, UK
<b>G.-I. Soma</b>	Department of Integrated and Holistic Immunology, Faculty of Medicine, Kagawa University, Kagawa, Japan
<b>G. S. Stein</b>	Department of Biochemistry, College of Medicine, University of Vermont, Burlington, VT, USA
<b>T. Stigbrand</b>	Department of Immunology, Umeå University, Umeå, Sweden
<b>T. M. Theophanides</b>	Department of Chemistry, Technical University of Athens, Greece
<b>B. Toth</b>	The Eppley Institute for Research in Cancer and Allied Diseases, Omaha, NE, USA
<b>P. M. Ueland</b>	Clinical Pharmacology Unit, Department of Pharmacology, University of Bergen, Norway
<b>H. Van Vlierberghe</b>	Department of Gastroenterology and Hepatology, Ghent University Hospital, Ghent, Belgium
<b>R.G. Vile</b>	Department of Immunology, Mayo Clinic, Rochester, MN, USA
<b>M. Weller</b>	Department of Neurology, University Hospital Zurich, Zurich, Switzerland
<b>B. Westermark</b>	Rudbecklaboratoriet, Department of Genetics and Pathology, University of Uppsala, Sweden
<b>Y. Yen</b>	Department of Molecular Pharmacology, City of Hope, Duarte, CA, USA
<b>M.R.I. Young</b>	Ralph H. Johnson VA Medical Center, Medical University of South Carolina, Charleston, SC, USA
<b>B. Zumoff</b>	Division of Endocrinology and Metabolism, Beth Israel Medical Center, New York, NY, USA

## Acknowledgements

The IAR appreciates the support of the following Foundations, Institutions, Organizations and Universities for the works published in Anticancer Research, Volume 34, 2014.

- A.P. Møller Fonden, Copenhagen, Denmark  
 AbbVie, North Chicago, IL, U.S.A.  
 Academic Medical Organization of Southwestern Ontario (AMOSO), London, ON, Canada  
 Academy of Finland, Helsinki, Finland  
 Agence de Développement Economique de la Corse, Ajaccio, France  
 Agilent Technologies, Santa Clara, CA, U.S.A.  
 Agriculture and Food Agency, Council of Agriculture, Executive Yuan, Taipei, Taiwan, R.O.C.  
 Aid for Cancer Research, Brighton, MA, U.S.A.  
 Albert Hung Foundation, Hong Kong, P.R. China  
 Alexander S. Onassis Public Benefit Foundation, Athens, Greece  
 Ali's Dream, Brain Tumor Research, London, U.K.  
 Alma and Hal Reagan Fellowship, College of Graduate Health Sciences, University of Tennessee Health Science Center, Memphis, TN, U.S.A.  
 American Institute of Cancer Research, Washington, DC, U.S.A.  
 Analysis Center of Life Science, Hiroshima University, Hiroshima, Japan  
 Asan Medical Cancer, Seoul, Republic of Korea  
 Asia University, Taichung, Taiwan, R.O.C.  
 Associação Portuguesa de Urologia, Lisbon, Portugal  
 Associazione Italiana Contro le Leucemie (AIL) - Linfomi e Mieloma (Sezione Francesca Lanzone), La Spezia, Italy  
 Associazione Toscana Ricerche e Cure Oncologiche, Florence, Italy  
 Asta and Peter Gøtz-Petersens Foundation, Denmark  
 Astellas Foundation for Research on Metabolic Disorders, Astellas Pharma Inc., Tokyo, Japan  
 AstraZeneca, London, U.K.  
 Augustinus Foundation, Copenhagen, Denmark  
 Australian Breast Cancer Research, Woodville, SA, Australia  
 Austrian Science Fund (FWF), Vienna, Austria  
 Avon Foundation, New York, NY, U.S.A.  
 Axencia Galega de Innovación, Santiago de Compostela, Spain
- B. V. Patel Pharmaceutical Education and Research Development (PERD) Centre, Ahmedabad, India
- BAGUI Scholar Program, Guangxi, P.R. China  
 Bakhsh Hospital, Jeddah, Saudi Arabia  
 Bayer HealthCare Pharmaceuticals, Montville, NJ, U.S.A.  
 Baystate Health Foundation-Rays of Hope, Springfield, MA, U.S.A.  
 Beckett Fonden, Copenhagen, Denmark  
 Beckman Coulter India Pvt, Ltd., Mumbai, India  
 Beijing Natural Science Foundation, Beijing, P.R. China  
 Belgian Volition SA., Namur, Belgium  
 Bent Bøgh and Wife Inge Bøghs Foundation, Denmark  
 Bilateral Cooperation Romania-Moldova Grant, Ministry of National Education, Bucharest, Romania  
 Biobank of the CIO Cologne/Bonn, Germany  
 Biomedical Science Cancer Research Donation Fund, Lidcombe, NSW, Australia  
 Biomedical Science Research Initiative Grant, Lidcombe, NSW, Australia  
 Biomedicum Helsinki Foundation, Helsinki, Finland  
 Biotechnology and Biomedicine Centre of the Academy of Sciences and Charles University in Vestec (BIOCEV), Prague, Czech Republic  
 BK21 Program for Veterinary Science, Seoul National University, Seoul, Republic of Korea  
 Brain Tumour Foundation of Canada, London, ON, Canada  
 Breast Cancer Research Trust, Bognor Regis, U.K.  
 Brødrene Hartmanns Fond, Copenhagen, Denmark  
 Buddhist Dalin Tzu Chi General Hospital, Hualien City, Taiwan, R.O.C.  
 Bundesverband Neurofibromatose, Hamburg, Germany
- C.I. Parhon Institute of Endocrinology, Bucharest, Romania  
 Can Misses Hospital, Ibiza, Balearic Islands, Spain  
 Canadian Cancer Society, Toronto, ON, Canada  
 Canadian Institute of Health Research, Ottawa, ON, Canada  
 Cancer Center, University of Eastern Finland, Kuopio, Finland  
 Cancer Research Development Fund, National Cancer Center Hospital, Tokyo, Japan  
 Cancer Research Wales, Wales, U.K.  
 Cancer Society in Stockholm, Stockholm, Sweden  
 Cancer Society of Finland, Helsinki, Finland  
 Carl Zeiss India, Bangalore, India  
 Carlsberg Foundation, Copenhagen, Denmark

- Catholic Medical Center Research Foundation, The Catholic University of Korea, Seoul, Republic of Korea
- Celgene Corporation, Summit, NJ, U.S.A.
- Cell-Based Drug and Health Products Development Research Unit, Chulalongkorn University, Bangkok, Thailand
- Centenary Academic Development Project, Faculty of Pharmaceutical Sciences, Chulalongkorn University, Bangkok, Thailand
- Center of Excellence in Genomic Medicine Research (CEGMR), King Abdulaziz University, Jeddah, Saudi Arabia
- Chang Gung Medical Foundation, Kaohsiung Chang Gung Memorial Hospital, Kaohsiung, Taiwan, R.O.C.
- Chang Gung Memorial Hospital, Taipei, Taiwan, R.O.C.
- Changhua Christian Hospital, Changhua, Taiwan, R.O.C.
- Charles University in Prague, Prague, Czech Republic
- Chemical Methodologies and Library Development, University of Kansas, Lawrence, KS, U.S.A.
- Chemotherapy Foundation, New York, NY, U.S.A.
- Chia-Nan University of Pharmacy and Science, Tainan, Taiwan, R.O.C.
- Chiba University, Chiba, Japan
- China Medical Scholarship, Cardiff University, Wales, U.K.
- China Medical University Hospital, Taichung, Taiwan, R.O.C.
- China Medical University, Taichung, Taiwan, R.O.C.
- Chinese National Science Foundation, Beijing, P.R. China
- Chong Kun Dang Pharmaceutical Corporation, Seoul, South Korea
- Chonnam University Research Institute of Medical Sciences, Gwangju, Republic of Korea
- Chosun University, Gwangju, Republic of Korea
- Chugai Pharma France, Puteaux, France
- Chugai Pharmaceutical Co., Ltd., Tokyo, Japan
- Chulabhorn Research Institute, Bangkok, Thailand
- Chulalongkorn University, Bangkok, Thailand
- CIRRO, The Lundbeck Foundation Centre for Interventional Research in Radiation Oncology, Aarhus, Denmark
- Clinical Research Support Center Kyushu (CRoS Kyushu), Kyushu, Japan
- Clinical Trial and Research Center of Excellence, Ministry of Health and Welfare, Taipei, Taiwan, R.O.C.
- Clinical Trial Team, Department of Urology, Taichung Veterans General Hospital, Taichung, Taiwan, R.O.C.
- Collaboration Center of Health Information Application (CCHIA), National Taiwan University, Taipei, Taiwan, R.O.C.
- College of Engineering, University of Washington, Seattle, WA, U.S.A.
- College of Pharmacy, University of Tennessee Health Science Center, Memphis, TN, U.S.A.
- Collegium Medicum Nicolaus, Copernicus University, Toruń, Poland
- Comisión de Investigaciones de la Provincia de Buenos Aires (CIC), Buenos Aires, Argentina
- Comitato Assistenza Malati e Lotta Contro i Tumori, Sarzana, Italy
- Consejo Nacional De Ciencia y Tecnología (CONACyT), México, D.F., Mexico
- Consejo Nacional de Investigaciones Científicas y Técnicas (CONICET), Buenos Aires, Argentina
- Conselho Nacional de Desenvolvimento Científico e Tecnológico (CNPq), Brasilia, Brazil
- Consellería de Cultura, Educación e Ordenación Universitaria, Xunta de Galicia, Spain
- Converging Research Center Program, Intelligent Systems Research Institute, Sungkyunkwan University, Suwon, Republic of Korea
- Coordenação de Aperfeiçoamento de Pessoal de Nível Superior (CAPES), Brasilia, Brazil
- Copenhagen Cluster of Immunology (CCI), Copenhagen, Denmark
- CORDIS, European Commission, Brussels, Belgium
- CORECT Registry, Brno, Czech Republic
- Cornell University Prostate Cancer Research Group, Ithaca, NY, U.S.A.
- Council of Agriculture, Taipei, Taiwan, R.O.C.
- CREST, Tokyo, Japan
- CSIR, India
- Cytological and Pathological Institute, Erlangen University Hospital, Erlangen, Germany
- Dagmar Marshalls Fond, Copenhagen, Denmark
- Daiichi Sankyo Co., Ltd., Tokyo, Japan
- Daiwa Pharmaceutical Co., Ltd., Tokyo, Japan
- Danish Cancer Society, Copenhagen, Denmark
- Danish Gynaecological Cancer Database, Copenhagen, Denmark
- Danish National Advanced Technology Foundation, Copenhagen, Denmark
- Danish Research Councils, Copenhagen, Denmark
- Dansk CancerBiobank, Herlev, Denmark
- Dansk Kræftforsknings Fond, Copenhagen, Denmark
- Deanship of Scientific Research, King Saud University, Riyadh, Saudi Arabia
- Delhi State Cancer Institute, Delhi, India

- Dental Research Center, Nihon University School of Dentistry, Tokyo, Japan
- Department of Surgery, Paul Strauss Cancer Centre, Strasbourg, France
- Department of Anatomic Pathology, Pathological Science, Graduate School of Medical Sciences, Kyushu University, Fukuoka, Japan
- Department of Biochemistry, Fukuoka University School of Medicine, Fukuoka, Japan
- Department of Bioengineering, University of Washington, Seattle, WA, U.S.A.
- Department of Biology and Biotechnology “Lazzaro Spallanzani”, University of Pavia, Pavia, Italy
- Department of Clinical Epidemiology and Biostatistics, University of Ulsan College of Medicine, Asan Medical Center, Seoul, Republic of Korea
- Department of Clinical Radiology, Graduate School of Medical Sciences, Kyushu University, Fukuoka, Japan
- Department of Defense (DoD), Arlington County, VA, U.S.A.
- Department of Experimental Medicine, University of Copenhagen, Copenhagen, Denmark
- Department of Hematology and Oncology, University Hospital of Jena, Jena, Germany
- Department of Hematology/Oncology, Case Western Reserve University, Cleveland, OH, U.S.A.
- Department of Histology and Embryology, Wrocław Medical University, Wrocław, Poland
- Department of Oncology and Paediatrics, Johns Hopkins University, Baltimore, MD, U.S.A.
- Department of Orofacial Sciences, University of California San Francisco, San Francisco, CA, U.S.A.
- Department of Pathology, Graduate School of Medicine, Tohoku University, Sendai, Japan
- Department of Pathology, Medical School, University of Ioannina, Ioannina, Greece
- Department of Pharmaceutical Sciences, North Dakota State University, Fargo, ND, U.S.A.
- Department of Physiological Chemistry, University Medical Center Utrecht (UMCU), Utrecht, Netherlands
- Department of Radiology, Kyoto Prefectural University of Medicine, Kyoto, Japan
- Department of Radiology, Osaka Medical College, Osaka, Japan
- Department of Solid State Physics, University of Debrecen, Debrecen, Hungary
- Department of Surgery, Clinical Sciences Lund, Lund University, Skåne University Hospital, Lund, Sweden
- Department of Surgery, Institute of Health Biosciences, University of Tokushima, Tokushima, Japan
- Department of the Navy (DoN), Arlington County, VA, U.S.A.
- Departments of Radiation Oncology, Medical Physics, Biometry and Statistics, IRCCS Policlinico S. Matteo Foundation, Pavia, Italy
- Dermatopathology Fellowship, University of Tennessee Health Science Center, Memphis, TN, U.S.A.
- Des Moines University, Des Moines, IA, U.S.A.
- Deutsche Atemwegsliga e.V., Bad Lippspringe, Germany
- Deutsche Forschungsgemeinschaft (DFG), Bonn, Germany
- Deutsche Krebshilfe, Bonn, Germany
- Deutsche Lungenstiftung e.V., Langenhagen, Germany
- Directorate of Research, Walter Sisulu University, Mthatha, South Africa
- Division of Biomedical Radiation Sciences, Rudbeck Laboratory, Uppsala University, Uppsala, Sweden
- Drug Discovery Centre, Forest Research Institute Malaysia (FRIM), Kuala Lumpur, Malaysia
- Duodecim Foundation, Helsinki, Finland
- Elekta, Gurgaon, India
- ELK-Foundation, Scotland, U.K.
- Emil Aaltonen Foundation, Tampere, Finland
- enago™, Tokyo, Japan
- Enfant-Jésus-St-Sacrement Hospitals Foundation, Quebec, QC, Canada
- Epidemiological and Clinical Research Information Network (ECRIN), Kyoto, Japan
- ERA-Net PathoGenoMics, Jülich, Germany
- European Association of Cancer Research (EACR), Nottingham, U.K.
- European Federation of Pharmaceutical Industries and Associations (EFPIA), Brussels, Belgium
- European Regional Development Fund (ERDF), Brussels, Belgium
- European School of Oncology, Milan, Italy
- European Social Fund (ESF), European Commission, Brussels, Belgium
- European Synchrotron Radiation Facility, Grenoble, France
- Exiqon A/S., Vedbæk, Denmark
- Expression Project for Oncology (expO), International Genomics Consortium (IGC), Phoenix, AZ, U.S.A.
- F. Hoffmann-La Roche, Ltd., Basel, Switzerland
- Fabrikant Einar Willumsens Mindelegat, Brøndby, Denmark
- Fabrikant Vilhelm Pedersen og Hustrus Mindelegat, Høng, Denmark
- Faculty Hospital in Plzen, University Hospital Pilsen, Pilsen, Czech Republic

- Faculty of Health Sciences, Ben-Gurion University of the Negev, Beersheba, Israel
- Faculty of Medicine, Prince of Songkla University, Songkhla, Thailand
- Federal Ministry for Economic Affairs and Energy, Berlin, Germany
- Federal Ministry of Education and Research, Bonn, Germany
- Federal University of Pará, Belém, Brazil
- Finnish Academy, Helsinki, Finland
- Finnish Anti-Tuberculosis Foundation, Finland
- Finnish Breast Cancer Group, Turku, Finland
- Finnish Cancer Foundation, Helsinki, Finland
- Finnish Cancer Institute, Helsinki, Finland
- Finnish Cancer Organisation, Helsinki, Finland
- Finnish Cultural Foundation, Helsinki, Finland
- Finnish Dental Society Apollonia, Helsinki, Finland
- Finnish Ministry of Education and Culture, Helsinki, Finland
- Finska Läkaresällskapet, Helsinki, Finland
- First Tec International, Ltd., Hong Kong, P.R. China
- Florida A&M University, Tallahassee, FL, U.S.A.
- Fondazione Banca del Monte di Lombardia (FBML), Pavia, Italy
- Fondo Nacional de Desarrollo Científico y Tecnológico (FONDECYT), Santiago, Chile
- Fonds de Recherche du Québec - Santé (FRQS), Montreal, Canada
- Foundation for Promotion of Cancer Research, Tokyo, Japan
- Foundation of Clinical Cancer Research, Jönköping, Sweden
- Foundation of Department of Education, University of Heilongjiang, Harbin, P.R. China
- Fukuoka University Central Research Institute, Fukuoka, Japan
- Fundação Carlos Chagas Filho de Amparo à Pesquisa do Estado do Rio de Janeiro (FAPERJ), Rio de Janeiro, Brazil
- Fundação de Amparo à Pesquisa do Estado da Bahia (FAPESB), Salvador, Bahia, Brazil
- Fundação de Amparo a Pesquisa do Estado de Minas Gerais (FAPEMIG), Ipatinga, Brazil
- Fundação de Amparo à Pesquisa do Estado de São Paulo (FAPESP) São Paulo, Brazil
- Fundação para a Ciência e a Tecnologia (FCT), Ministério da Ciência e Ensino Superior, Portugal
- Funding Program for Next Generation World-Leading Researchers, Tokyo, Japan
- Futurum the Academy of Healthcare, County Council of Jönköping, Jönköping, Sweden
- GE Wipro Healthcare, Bengaluru, India
- Gene Research Centre, Yamaguchi University, Yamaguchi, Japan
- General Drugs House Co., Ltd., Bangkok, Thailand
- Gift of Life and Breath Research Grant, University of Colorado Cancer Center, Aurora, CO, U.S.A.
- GLIOMA- Interreg, Brussels, Belgium
- Global Oncology Program, MD Anderson Cancer Center, Houston, TX, U.S.A.
- GlycoHIT, Galway, Ireland
- GLYCOPHARM- ITN Network, Madrid, Spain
- Golden LEAF Foundation, Rocky Mount, NC, U.S.A.
- Golden Seed Project, Beijing, P.R. China
- Gout Research Foundation, Japan
- Govan Mbeki Research and Development Centre, University of Fort Hare, Alice, South Africa
- Grant Agency of the Czech Republic, Prague, Czech Republic
- Grants-in-Aid for Scientific Research (KAKENHI), Japan
- Society for the Promotion of Science, Tokyo, Japan
- Grants-in-Aid for the 21st Century Center of Excellence (COE) Program, Japan Society for the Promotion of Science(JSPS), Tokyo, Japan
- Greek State Scholarships Foundation, Athens, Greece
- Gunma Prefectural Cancer Center, Gunma, Japan
- Gyllenbergs Foundation, Helsinki, Finland
- Hallym University, Chuncheon, Republic of Korea
- Harboe Foundation, Glostrup, Denmark
- Health and Labour Sciences Research Grant for Clinical Cancer, Ministry of Health, Labour and Welfare, Tokyo, Japan
- Helander Foundation, Helsinki, Finland
- Hellenic Anticancer Institute, Athens, Greece
- Hellenic Society of Medical Oncology (HeSMO), Athens, Greece
- HelseNord, Bodø, Norway
- Helsinki University Central Hospital Research Foundation, Helsinki, Finland
- Henning and Ida Perssons Research Foundation, Stockholm, Sweden
- Henry M. Jackson Foundation, Bethesda, MD, U.S.A.
- Highly Specialized Medicine (HSM) for Musculoskeletal Oncology Program, Canton of Zürich, Zurich, Switzerland
- Historically Black Colleges and Universities, National Science Foundation, Arlington, VA, U.S.A.



- Hollings Cancer Center, Medical University of South Carolina (MUSC), Charleston, SC, U.S.A.  
 Hospital Bellvitge, Barcelona, Spain  
 Hospital Research Foundation, Adelaide, SA, Australia  
 Hospital Universitari Vall d'Hebron, Barcelona, Spain  
 Hungarian National Development Agency, Budapest, Hungary  
 Hungarian Scientific Research Fund, Budapest, Hungary
- Ibaraki Prefectural Central Hospital, Koibuchi, Japan  
 ICT & Future Planning (MSIP), Ministry of Science, Republic of Korea  
 Imperial Life Sciences, Gurgaon, India  
 Incyte Corp, Wilmington, DE, U.S.A.  
 Indiana Genomics Initiative (INGEN), IU School of Medicine, Indianapolis, IN, U.S.A.  
 Indiana University Melvin and Bren Simon Cancer Center (IUSCC), Indianapolis, IN, U.S.A.  
 Indiana University Simon Cancer Center Flow Cytometry Core, Indianapolis, IN, U.S.A.  
 Industrial Technology Research Institute, Hsinchu, Taiwan, R.O.C.  
 Innovation Promotion Program, New Energy and Industrial Technology Development Organization (NEDO), Kawasaki, Japan  
 Innovative Medicines Initiative, Brussels, Belgium  
 Institute of Biology, Medicinal Chemistry and Biotechnology, National Hellenic Research Foundation, Athens, Greece  
 Institute of Cancer Research, London, U.K.  
 Institute of Health Biosciences, University of Tokushima Graduate School, Tokushima, Japan  
 Institute of Molecular Pathology and Immunology of the University of Porto (IPATIMUP), Porto, Portugal  
 Instituto Nacional de Ciência e Tecnologia para Inovação Farmacêutica (INCT-IF/CNPq), Brazil  
 Instrument Center of the Chung Shan Medical University, Taichung, Taiwan, R.O.C.  
 Instrument Technology Research Center, Taichung Veterans General Hospital, Taichung, Taiwan, R.O.C.  
 Integrated Research Institute, Tokyo Institute of Technology, Yokohama, Japan  
 Interdisciplinary Center for Clinical Research (IZKF), Aachen, Germany  
 International Atomic Energy Agency (IAEA), Vienna, Austria  
 International Medical Communications Center, Tokyo Medical University, Tokyo, Japan  
 International Neuroscience Institute (INI), Hannover, Germany
- International Research-Intensive Centers of Excellence in Taiwan, National Science Council of Taiwan, Taipei, Taiwan, R.O.C.  
 IPSEN Pharma GmbH, Ettlingen, Germany  
 Irish Cancer Society Postdoctoral Fellowship, Dublin, Ireland  
 Irish Research Council Postgraduate Scholarship Programme  
 Israel Cancer Association, Giv'atayim, Israel  
 Italian Ministry of Health, Rome, Italy  
 Italian Trials in Medical Oncology (ITMO), Monza, Italy  
 Iuliu Hatieganu University of Medicine and Pharmacy, Cluj-Napoca, Romania
- Jagiellonian University Medical College, Kraków, Poland  
 Japan Brain Foundation, Japan  
 Japan Radioisotope Association, Tokyo, Japan  
 Japan Science and Technology Agency (JST), Kawaguchi, Japan  
 Japan Society for the Promotion of Science, (JSPS), Tokyo, Japan  
 Japan Students' Services Organization (JASSO), Yokohama, Japan  
 Japanese Council of PET Imaging, Japan  
 Japanese Society of Clinical Pharmacology and Therapeutics, Japan  
 Jeanne and J.-Louis Lévesque Foundation, Laval, Canada  
 Jiang-Su SOPO (Group) CO., Ltd., Zhenjiang, P.R. China  
 Joint Usage/Research Center for Science-based Natural Medicine, Institute of Natural Medicine, University of Toyama, Toyama, Japan  
 Jugendliche und Junge Erwachsene, Wien, Austria  
 Juntendo University, Tokyo, Japan
- Kagawa University Hospital, Miki, Kagawa, Japan  
 Kagoshima University, Kagoshima, Japan  
 Kanazawa Medical Association, Kanazawa, Japan  
 Kangwon National University, Chuncheon-si, Republic of Korea  
 Kansas State University, Manhattan, KS, U.S.A.  
 Kaohsiung Chang Gung Memorial Hospital, College of Medicine, Chang Gung University, Kaohsiung, Taiwan R.O.C.  
 Kaohsiung Medical University Hospital, Kaohsiung, Taiwan R.O.C.  
 Karl Stroz, Tuttlingen, Germany  
 Karl-Olga Hospital, Stuttgart, Germany  
 Karolinska Institute, Stockholm, Sweden  
 Katharinen Hospital, Stuttgart, Germany

- Keimyung University Medical Center, Daegu,  
Republic of Korea
- King Abdulaziz University Hospital, Riyadh, Saudi Arabia
- King Abdullah City for Science and Technology (KACST),  
Riyadh, Saudi Arabia
- King Faisal Specialist Hospital & Research Center, Riyadh,  
Saudi Arabia
- King Gustav V Jubilee Fund, Stockholm
- Kinki Central Hospital, Itami, Japan
- KINOMEScan Group, San Diego, CA, U.S.A.
- Kitakyushu General Hospital, Kitakyushu, Japan
- Kleinsmed Svend Helge Arvid Schrøders Fond, Denmark
- Klinikum Stuttgart, Stuttgart, Germany
- Konkuk University, Gwangjin-gu, Republic of Korea
- Korea Forest Service (KFS), Daejeon,  
Republic of Korea
- Korea Health Technology R&D Project, Ministry of Health  
& Welfare, Seoul, Republic of Korea
- Korea Science and Engineering Foundation (KOSEF),  
Ministry of Education, Science and Technology, Seoul,  
Republic of Korea
- Korea University, Seoul, Republic of Korea
- Korean Urological Oncology Society, Republic of Korea
- Kuopio University Hospital, Kuopio, Finland
- Kurt and Doris Palanders Foundation for Medical  
Research, Helsinki, Finland
- Kyorin University School of Medicine, Tokyo, Japan
- Kyoto First Red Cross Hospital, Kyoto, Japan
- La Ligue Contre le Cancer, Paris, France
- Laboratory of Molecular Medicine, Human Genome  
Center, Institute of Medical Science, University of  
Tokyo, Tokyo, Japan
- LCGC Life Sciences, Calcutta, India
- Lee Smith Foundation, Wembley, U.K.
- LEO Pharma A/S, Ballerup, Denmark
- Lilly Endowment, Inc., Indianapolis, IN, U.S.A.
- Lions Foundation in Umeå, Umeå, Sweden
- Louisiana Campuses Research Initiative (LACRI), Monroe,  
LA, U.S.A.
- Louisiana Cancer Foundation, Monroe, LA, U.S.A.
- Lumenis India, Gurgaon, India
- Lundbeck Foundation, Copenhagen, Denmark
- Maria Rossi Ascoli Foundation, Israeli Ministry of Health,  
Jerusalem, Israel
- Marienhospital, Stuttgart, Germany
- Mary Babb Randolph Cancer Center, Morgantown, WV,  
U.S.A.
- Mary Johnston Chair in Melanoma Research, Edmonton,  
Canada
- Mateu Orfila Hospital, Maó, Balearic Islands, Spain
- Matsunami General Hospital, Kasamatsu, Gifu, Japan
- MD Anderson Cancer Center Sheikh Khalifa Bin Zayed Al  
Nahyan Institute for Personalized Cancer Therapy,  
Houston, TX, U.S.A.
- MD Anderson's Cancer Center, Houston, TX, U.S.A.
- Medexis SA, Athens, Greece
- Medical Faculty, Ruhr University Bochum, Bochum,  
Germany
- Medical Faculty, University of Tübingen, Tübingen,  
Germany
- Medical University of Lublin, Lublin, Poland
- Melatonin Research Group, Khon Kaen University, Khon  
Kaen, Thailand
- Merck & Co. Inc., West Point, PA, USA
- Ministerio De Ciencia, Tecnología e Innovación Productiva,  
Buenos Aires, Argentina
- Ministerio de Economía y Competitividad, Madrid, Spain
- Ministerio de Educación, Madrid, Spain
- Ministry of Agriculture, Food and Rural Affairs (MAFRA),  
Sejong City, South Korea
- Ministry of Economic Affairs, Taipei, Taiwan, R.O.C.
- Ministry of Education, Culture, Sports, Science, and  
Technology, Tokyo, Japan
- Ministry of Education, Science, Research, and Sport,  
Bratislava, Slovak Republic
- Ministry of Education, Taipei, Taiwan, R.O.C.
- Ministry of Health and Welfare, Executive Yuan, Taipei,  
Taiwan, R.O.C.
- Ministry of Health of the Czech Republic, Prague, Czech  
Republic
- Ministry of Health, Labor and Welfare, Tokyo, Japan
- Ministry of Health, Prague, Czech Republic
- Ministry of Health, Rome, Italy
- Ministry of Higher Education, Putrajaya, Malaysia
- Ministry of Oceans and Fisheries (MOF), Sejong City,  
Republic of Korea
- Ministry of Science and Higher Education, Warsaw,  
Poland
- Ministry of Science and Technology, Beijing, P.R. China
- Ministry of Science and Technology, Ha Noi, Vietnam
- Ministry of Science, Education and Sports, Zagreb,  
Republic of Croatia
- Ministry of Science, ICT and Future Planning (MSIP),  
Republic of Korea
- Ministry of Science, Technology and Innovation, Putrajaya,  
Malaysia

- Misrock Foundation, New York, NY, U.S.A.  
Mitsui Life Social Welfare Foundation, Tokyo, Japan  
Molecular and Cell Biology Program, Russian Academy of Sciences, Moscow, Russia  
Molecular Medicine Core Facility, West Virginia University, Morgantown, WV, U.S.A.  
Monica Boscolo Research Grant, Italy  
Multipark, Cellomics and Flow Cytometry Core Facility, Lund University, Lund, Sweden
- NAP-CatSinQ (Research Core in Catalysis and Chemical Synthesis), Brazil  
Napoleao Laureano Hospital, João Pessoa, PB, Brazil  
Naprod Life Sciences, Pvt. Ltd., Mumbai, India  
National Agency for Science and Technology Promotion (ANPCyT), Buenos Aires, Argentina  
National Basic Research Program of China, P.R. China  
National Breast Cancer Foundation (NBCF), Sydney, NSW, Australia  
National Cancer Center Hospital, Tokyo, Japan  
National Cancer Center Research and Development Fund, Tokyo, Japan  
National Cancer Institute (NCI), Paris, France  
National Cancer Institute, National Institutes of Health, Bethesda, MD, U.S.A.  
National Center for Global Health and Medicine, Tokyo, Japan  
National Center for Research Resources, NIH, Bethesda, MD, U.S.A.  
National Clinical Trials and Research Center, Taipei, Taiwan, R.O.C.  
National Health and Medical Research Council (NHMRC), Canberra, Australia  
National Heart Lung and Blood Institute (NHLBI), NIH, Bethesda, MD, U.S.A.  
National Hospital Organization Osaka National Hospital, Osaka, Japan  
National Institute for Health Research (NIHR) Royal Marsden (RM)/ Institute of Cancer Research (ICR) Biomedical Research Centre, London, U.K.  
National Institute for Health Research, London, U.K.  
National Institute of Arthritis and Musculoskeletal and Skin Diseases, NIH, Bethesda, MD, U.S.A.  
National Institute of Minority Health and Health Disparities (NIMHD), NIH, Bethesda, MD, U.S.A.  
National Institutes of Health, Department of Health and Human Services, Bethesda, MD, U.S.A.  
National Lottery Charities Board (Community Fund), London, U.K.
- National Natural Science Foundation of China, Guangdong, P.R. China  
National Research Foundation of Korea (NRF), Ministry of Education, Science and Technology, Seoul, Republic of Korea  
National Research Foundation, Pretoria, South Africa  
National Research University Project, Thailand  
National Science Centre (NCN), Krakow, Poland  
National Science Council of Taiwan, Taipei, Taiwan, R.O.C.  
National Spanish R&D Programme CENIT, Spanish Ministry of Science and Technology, Spain  
National Strategic Reference Framework (NSRF), European Commission, Brussels, Belgium  
National Taiwan University Hospital, Yunlin, Taiwan, R.O.C.  
National Taiwan University, Taipei, Taiwan, R.O.C.  
National University of Quilmes, Buenos Aires, Argentina  
Natural Science Foundation of Guangxi, Guangxi, P.R. China  
Natural Sciences and Engineering Research Council (NSERC), Ottawa, ON, Canada  
Network Enabled Drug Design (NEDD), Milan, Italy  
New York University (NYU), New York, NY, U.S.A.  
Neye Foundation, Copenhagen, Denmark  
Nice University Hospital, Nice, France  
NIH Physical Sciences in Oncology Center at Cornell, Bethesda, MD, U.S.A.  
Nihon University, Chiyoda, Tokyo, Japan  
NJ State Commission on Cancer Research, Trenton, NJ, U.S.A.  
Nordic Nanovector AS, Oslo, Norway  
North Dakota Experimental Program to Stimulate Competitive Research (ND EPSCoR), Fargo, ND, U.S.A.  
North Savo Cancer Society, North Savo Regional Fund, Finnish Cultural Foundation, Helsinki, Finland  
Northern Savo Cancer Society, Kuopio, Finland  
Norwegian Cancer Society, Oslo, Norway  
Norwegian Radium Hospital Animal Facility, Oslo, Norway  
Norwegian Radium Hospital Research Foundation, Lysaker, Norway  
Novartis International AG, Basel, Switzerland  
Novo Nordic Foundation, Bagsvaerd, Denmark
- Oak Ridge Institute for Science and Education (ORISE), Oak Ridge, TN, U.S.A.  
Office of Higher Education Commission, Thailand  
Okayama University Graduate School of Medicine, Dentistry and Pharmaceutical Sciences, Okayama, Japan

- Osaka City University Graduate School of Medicine,  
Osaka, Japan
- Osaka Gastrointestinal Cancer Chemotherapy Study Group  
(OGSG), Osaka, Japan
- Ovarian SPORE, National Cancer Institute, NIH, Bethesda,  
MD, U.S.A.
- Paavo Koistinen Foundation, Vuorela, Finland
- Pancreatic Cancer Research Fund, London, U.K.
- Paulo Foundation, Espoo, Finland
- Penn State Cancer Institute of the Milton S. Hershey  
Medical Center, Hershey, PA, U.S.A.
- PET Cancer Screening Research Group, Yokohama City  
University, Yokohama, Japan
- Peter MacCallum Cancer Centre, East Melbourne, VIC,  
Australia
- Pfizer Limited, Mumbai, India
- Pharma Mar, S.A. Sociedad Unipersonal, Madrid, Spain
- Pharmaceutical Research Instrument Center, Faculty of  
Pharmaceutical Sciences, Chulalongkorn University,  
Bangkok, Thailand
- Pirkanmaa Hospital District's Science Centre, Tampere,  
Finland
- Pirkanmaa Research Foundation, Finland
- Polaris Pharmaceuticals, Inc., San Diego, CA, U.S.A.
- Polymun Scientific GmbH, Vienna, Austria
- Program for Promotion of Fundamental Studies in Health  
Sciences, National Institute of Biomedical Innovation  
(NIBIO), Ibaraki, Japan
- Programma Operativo Fondo Europeo di Sviluppo  
Regionale (PO FESR), Regione Puglia, Bari, Italy
- Project of Henan Province Youth Science, P.R. China
- Prostate Cancer Research Program, Department of Defense,  
Fort Detrick, MD, U.S.A.
- Proteogenomic Research Program, Ministry of Science,  
ICT and Future Planning, Gwacheon, Republic of Korea
- Proteomics Lab, Faculty of Medicine, University Malaya,  
Kuala Lumpur, Malaysia
- Qiagen India Pvt., Ltd., New Delhi, India
- Queen Mary, University of London, London, U.K.
- Quest Diagnostics India, Gurgaon, India
- Rachadapisaek Sompote Post-Doctoral Fund,  
Chulalongkorn University, Bangkok, Thailand
- Ratchadaphiseksomphot Endowment Fund, Chulalongkorn  
University, Bangkok, Thailand
- Regional Anticancer Oncology Hospital of Athens "St.  
Savvas", Athens, Greece
- Research Center Program of Institute for Basic Science  
(IBS), Daejeon, Republic of Korea
- Research Centre for Charged Particle Therapy and HIMAC,  
NIRS, Chiba, Japan
- Research Committee, University of Zululand, Richards  
Bay, South Africa
- Research Council of Lithuania, Vilnius, Lithuania
- Research Council of Norway, Lysaker, Norway
- Research Council, Rigshospitalet, Copenhagen, Denmark
- Research Council, Lillebaelt Hospital, Odense, Denmark
- Research Foundation, Kuopio University Hospital, Kuopio,  
Finland
- Research Grant for Promotion of Occupational Health,  
University of Occupational and Environmental Health,  
Fukuoka, Japan
- Research Institute for Veterinary Science, Seoul National  
University, Seoul, Republic of Korea
- Research Institute, Åbo Akademi University, Åbo, Finland
- Research Project Biomedreg, Olomouc, Czech Republic
- Research Unit in Vila Real, Vila Real, Portugal
- Rexahn Pharmaceuticals, Inc., Rockville, MD, U.S.A.
- Ricerca Sanitaria Regione Liguria, Genoa, Italy
- Robert Bosch Stiftung, Stuttgart, Germany
- Robert H. McCooley Sr. Cancer Research Fund, New York,  
NY, U.S.A.
- Roche Finland, Turku, Finland
- Roche Hungary, Budapest, Hungary
- RONPAKU Program, Japan Society of the Promotion of  
Science, Tokyo, Japan
- Royal Golden Jubilee Ph.D. Program, Thailand Research  
Fund, Bangkok, Thailand
- Royal Marsden NHS Foundation Trust, London, U.K.
- Rural Development Administration (RDA), Jeonju,  
Republic of Korea
- Russian Foundation for Basic Research (RFBR), Moscow,  
Russia
- Rutgers Cancer Institute of New Jersey, New Brunswick,  
NJ, U.S.A.
- Sabine-Döriges-Stiftung für krebskranke Kinder u.  
Jugendliche Ludwigsburg e.V., Möglingen, Germany
- Saiki Laboratory, Kyoto, Japan
- Samantha Dickson Brain Tumor Trust, Farnborough, U.K.
- Samsung Biomedical Research Institute, Seoul, Republic of  
Korea
- Samsung Medical Center, Seoul, Republic of Korea
- Sanofi-Aventis Canada, Laval, QC, Canada
- School of Chemistry, University of Sydney, Sydney,  
Australia

- School of Medicine, China Medical University, Taichung, Taiwan, R.O.C.
- School of Pharmacy, University of Louisiana at Monroe, Monroe, LA, U.S.A.
- Schweizerischer Verein Balgrist, Zürich, Switzerland
- Science and Technology Development Funds (STDF), Cairo, Egypt
- Science and Technology Planning Project of Inner Mongolia Autonomous Region, Hohhot, Inner Mongolia Autonomous Region (IMAR)
- Science Foundation Ireland (SFI), Dublin, Ireland
- Scientific Instrument Center of Academia Sinica, Taipei, Taiwan, R.O.C.
- Scientific Research Center Program Grant, Republic of Korea
- Scientific Research Foundation for the Returned Overseas Chinese Scholars, Hangzhou, P.R. China
- Scientific Research Projects Coordination Unit of Istanbul University, Istanbul, Turkey
- Sconce Global, Noida, India
- Secretaría de Ciencia y Tecnología, Universidad Nacional de Córdoba, Córdoba, Argentina
- Seeds for Advanced Medicine, University of Fukui, Fukui, Japan
- Seneca Foundation, Coordination Research Centre of the Region of Murcia, Murcia, Spain
- Seoul National University Hospital, Seoul, Republic of Korea
- Serena Talarico Association, Rome, Italy
- Seventh Framework Programme - CORDIS, European Commission, Brussels, Belgium
- Siemens, Munich, Germany
- SignPath Pharma, Inc., Quakertown, PA, U.S.A.
- Sigrid Juselius Foundation, Helsinki, Finland
- Social Insurance Institution of Finland, Helsinki, Finland
- Society of Translational Cancer Research, Kerala, India
- Son Espases University Hospital, Palma de Mallorca, Balearic Islands, Spain
- South African Medical Research Council, Pretoria, South Africa
- South Swedish Regional Hospitals, Sweden
- South Texas Accelerated Research Therapeutics, San Antonio, TX, U.S.A.
- Spanish Society of Medical Oncology, Madrid, Spain
- Special Government Funding (EVO), Kuopio University Hospital, Kuopio, Finland
- Special Government Funding (EVO), Vaasa Central Hospital, Vaasa, Finland
- Special Government Grant for Health Science Research, Finland
- Spinco Biotech Pvt, Ltd., Hyderabad, India
- St. Savvas Regional Anticancer Oncology Hospital of Athens, Athens, Greece
- Statistical Analyses Laboratory, Department of Internal Medicine, Kaohsiung Medical University Hospital, Kaohsiung, Taiwan, R.O.C.
- Stem Cell Research Center, K-STEMCELL Co., Ltd, Seoul, Republic of Korea
- Stichting Nationaal Fonds Tegen Kanker (SNFK), Amsterdam, Netherlands
- Stockholm Cancer Society, Stockholm, Sweden
- Stockholm City Council, Stockholm, Sweden
- Stockholm County ALF, Stockholm, Sweden
- Sukuseura Lindgren, Oulu, Finland
- Sun Yat-Sen University, Guangzhou, P.R. China
- SUNY Upstate Medical University, Syracuse, NY, U.S.A.
- Swedish Cancer and Allergy Foundation, Stockholm, Sweden
- Swedish Cancer Research Council, Stockholm, Sweden
- Swedish Cancer Society, Stockholm, Sweden
- Swedish Medical Research Council, Stockholm, Sweden
- Swiss National Science Foundation (SNF), Bern, Switzerland
- Syracuse University, Syracuse, NY, U.S.A.
- Taichung Armed Forces General Hospital, Taichung, Taiwan, R.O.C.
- Taihe Hospital Foundation, Hubei, P.R. China
- Taiho Pharmaceutical Co., Ltd., Tokyo, Japan
- Taipei Medical University, Taipei, Taiwan, R.O.C.
- Takeda Science Foundation, Japan
- Társadalmi Megújulás Operatív Program (TÁMOP), Hungary
- Technological Sector Research, Strand III, Dublin, Ireland
- Terry Fox Cancer Research Foundation, Taipei, Taiwan, R.O.C.
- Teva Pharmaceuticals Industries, Ltd., Petah Tikva, Israel
- Texas A&M Health Science Center Cancer Research Council Seed Grant, Round Rock, TX, U.S.A.
- Thailand Research Fund, Bangkok, Thailand
- Tissue Bank, China Medical University, Taichung, Taiwan, R.O.C.
- Tokyo Biochemical Research Foundation, Tokyo, Japan
- Tomorrow Medicine Foundation, Taiwan, R.O.C.
- Torben and Alice Frimodts Foundation, Græsted, Denmark
- Translational Core of the Greenebaum Cancer Center, School of Medicine, University of Maryland, Baltimore, MD, U.S.A.
- Tzu Chi Hospital, Taichung, Taiwan, R.O.C.
- Tzu-Chi University, Hualian City, Taiwan, R.O.C.

- U.S. Department of Energy, Washington, D.C., DC, U.S.A.  
 Union Régionale des Professions de Santé - Médecine Libérale (URPS-ML), Corsica, France  
 Universidad Nacional de Córdoba, Córdoba, Argentina  
 Universidad Nacional de La Plata, Buenos Aires, Argentina  
 University College of Health Sciences, Jönköping, Sweden  
 University Hospital Pilsen, Pilsen, Czech Republic  
 University of Buenos Aires, Buenos Aires, Argentina  
 University of Campinas, Campinas, Brazil  
 University of Chile, Santiago, Chile  
 University of Copenhagen, Copenhagen, Denmark  
 University of Firenze, Florence, Italy  
 University of KwaZulu-Natal, Durban, South Africa  
 University of Milano – Bicocca, Milan, Italy  
 University of Minho, Braga, Portugal  
 University of Nebraska Medical Center, Omaha, NE, U.S.A.  
 University of Nottingham, Nottingham, U.K.  
 University of Reading, Reading, U.K.  
 University of São Paulo, São Paulo, Brazil  
 University of Sydney, Sydney, NSW, Australia  
 University of Szeged, Szeged, Hungary  
 University of Texas MD Anderson Cancer Center, Houston, TX, U.S.A.  
 University of Tokushima, Tokushima, Japan  
 University of Tokyo, Tokyo, Japan  
 University of Torino, Turin, Italy  
 University of Toyama, Toyama, Japan  
 University of Umeå, Umeå, Sweden  
 University of Washington, Seattle, WA, U.S.A.  
 University of Western Australia, Crawley WA, Australia  
 University of Zurich, Zurich, Switzerland  
 US Military Cancer Institute, Washington, D.C., DC, U.S.A.  
 US Navy Bureau of Medicine and Surgery, Falls Church, VA, U.S.A.  
 Uttam Air Products, Faridabad, India  
 Vaccine Business Unit, Sanofi Pasteur MSD, Lyon, France  
 Varian Medical Systems, Palo Alto, CA, U.S.A.  
 Vianex SA, Athens, Greece  
 Walter L. & Johanna Wolf Foundation, Zurich, Switzerland  
 Werner and Klara Kreitz Foundation, Bad Segeberg, Germany  
 Werner-Otto-Stiftung e.V., Hamburg, Germany  
 West Clinic Cancer Foundation, Memphis, TN, U.S.A.  
 West Virginia University, Morgantown, WV, U.S.A.  
 Wonju College of Medicine, Yonsei University, Seoul, Republic of Korea  
 Wroclaw Medical University, Wroclaw, Poland  
 Yamazaki Spice Promotion Foundation, Japan  
 Yeastern Biotech Co., Ltd., Taipei, Taiwan, R.O.C.  
 Yodogawa Christian's Hospital, Osaka, Japan  
 Yokohama City University, Yokohama, Japan  
 Yokohama Clinical Oncology Group, Yokohama, Japan  
 Zürcher Krebsliga, Zurich, Switzerland

## Contents, Volume 34, 2014

### Number 1A

#### Reviews

- The Interaction Between DAPI and Autophagy in the Context of Human Carcinogenesis. U. WAZIR, Z.S. KHANZADA, W.G. JIANG, A.K. SHARMA, A. KASEM, K. MOKBEL (*London; Cardiff, Wales, UK*) ..... 1
- Nutrition and Pancreatic Cancer. M. PERICLEOUS, R.E. ROSSI, D. MANDAIR, T. WHYAND, M.E. CAPLIN (*London, UK; Milan, Italy*) ..... 9
- The Key Role of Bisphosphonates in the Supportive Care of Cancer Patients. M. TOLIA, A. ZYGOIANNI, J.R. KOUVARIS, C. MERISTOUDIS, N. MARGARI, P. KARAKITSOS, I. KOKAKIS, D. KARDAMAKIS, C. PAPANIMITRIOU, K. MYSTAKIDOU, N. TSOUKALAS, G. KYRGIAS, B. ARMONIS, D.K. FILIPPIADIS, A.D. KELEKIS, N. KELEKIS, V. KOULOULIAS (*Athens; Patras; Larissa, Greece*) ..... 23
- Counseling Patients on Cancer Diets: A Review of the Literature and Recommendations for Clinical Practice. J. HUEBNER, S. MARIENFELD, C. ABBENHARDT, C. ULRICH, K. MUENSTEDT, O. MICKE, R. MUECKE, C. LOESER (*Frankfurt am Main; Heidelberg; Gießen; Bielefeld; Bochum; Kassel, Germany*) ..... 39

#### Experimental Studies

- Tumor-specific Localization of Self-assembled Nanoparticle PET/MR Modalities. I. HAJDU, G. TRENCSENYI, M. BODNÁR, M. EMRI, G. BÁNFALVI, J. SIKULA, T. MÁRIÁN, J. KOLLÁR, G. VÁMOSI, J. BORBÉLY (*Debrecen, Hungary*) ..... 49
- Wilms' Tumor 1 Is Involved in Tumorigenicity of Glioblastoma by Regulating Cell Proliferation and Apoptosis. N. KIJIMA, N. HOSEN, N. KAGAWA, N. HASHIMOTO, M. KINOSHITA, Y. OJI, H. SUGIYAMA, T. YOSHIMINE (*Osaka, Japan*) ..... 61
- NOTCH4 Is a Potential Therapeutic Target for Triple-negative Breast Cancer. I. NAGAMATSU, H. ONISHI, S. MATSUSHITA, M. KUBO, M. KAI, A. IMAIZUMI, K. NAKANO, M. HATTORI, Y. ODA, M. TANAKA, M. KATANO (*Fukuoka; Tokyo, Japan*) ..... 69
- Modified Arabinoxylan from Rice Bran, MGN-3/Biobran, Sensitizes Metastatic Breast Cancer Cells to Paclitaxel *In Vitro*. M. GHONEUM, N.K. BADR EL-DIN, D.A. ALI, M. A. EL-DEIN (*Los Angeles, CA, USA; Mansoura, Egypt*) ..... 81
- The Therapeutic Potential of a Novel PSMA Antibody and its IL-2 Conjugate in Prostate Cancer. Y. SUGIMOTO, M. HIROTA, K. YOSHIKAWA, M. SUMITOMO, K. NAKAMURA, R. UEDA, R. NIWA, T. SUZAWA, M. YAMASAKI, K. SHITARA, T. KATO, K. NAKAMURA (*Tokyo; Nagakute, Aichi; Takasaki, Gunma, Japan*) ..... 89
- Hypersensitivity and Growth Adaptation of Oestrogen-deprived MCF-7 Human Breast Cancer Cells. P.D. DARBRE (*Reading, UK*) ..... 99
- ERCC1 Expression and Chemosensitivity in Uterine Cervical Adenocarcinoma Cells. Y. TORII, R. KATO, Y. MINAMI, K. HASEGAWA, T. FUJII, Y. UDAGAWA (*Toyoake, Nagoya, Aichi; Tokyo; Tochigi, Japan*) ..... 107
- A Novel Approach for Enriching Cancer Stem Cells from the Human SW-13 Adrenocortical Carcinoma Cell Line. W. ZENG, X. CHEN, Y. MA, Z. HUANG, Y. QIN, F. WU, L. WU, X. LIANG, Y. QIN, J. ZHOU, D. LU, X. KUANG, Q.Q. LI, Z. LUO (*Nanning, PR China; Bethesda, MD, USA*) ..... 117

Pregnancy Stimulates Tumor Angiogenesis in Breast Carcinoma. A.-S. GENIN, M. ANTOINE, S. ARACTINGI, R. ROUZIER ( <i>Creteil; Paris; Versailles, France</i> ) .....	125
Demethylation of <i>RUNX3</i> by Vincristine in Colorectal Adenocarcinoma Cells. J.W. MOON, S.K. LEE, J.O. LEE, J.H. KIM, N. KIM, J. KIM, H.S. KIM, S.-H. PARK ( <i>Seoul, South Korea</i> ) .....	133
Active Hexose-correlated Compound Down-regulates HSP27 of Pancreatic Cancer Cells, and Helps the Cytotoxic Effect of Gemcitabine. S. SUENAGA, Y. KURAMITSU, S. KAINO, S.-I. MAEHARA, Y. MAEHARA, I. SAKAIDA, K. NAKAMURA ( <i>Ube, Yamaguchi; Fukuoka, Japan</i> ) .....	141
<i>Clinical Studies</i>	
Novel and Differential Accumulation of Mitochondrial DNA Deletions in Swedish and Vietnamese Patients with Colorectal Cancer. J. DIMBERG, T.T. HONG, M. SKARSTEDT, S. LÖFGREN, N. ZAR, A. MATUSSEK ( <i>Jönköping Sweden; Hanoi, Vietnam</i> ) .....	147
Touch Imprint Cytology of Core Needle Biopsy Specimens for the Breast and Quick Stain Procedure for Immediate Diagnosis. S. KEHL, C. MECHLER, S. MENTON, C. WEISS, S. WASGINDT, M. SÜTTERLIN, M. TRUNK ( <i>Mannheim; Erlangen; Tübingen, Germany</i> ) .....	153
Expression of Cytokeratin 20 Indicates Invasive Histological Phenotype in Poorly Differentiated Colorectal Adenocarcinoma. Y. IMAI, H. YAMAGISHI, K. FUKUDA, T. OKAMURA, Y. ONO, S. BAN, T. INOUE, Y. UEDA ( <i>Saitama; Tokyo, Japan</i> ).....	159
Gene Expression Analysis Using a Highly Sensitive DNA Microarray for Colorectal Cancer Screening. Y. KOGA, N. YAMAZAKI, S. TAKIZAWA, J. KAWAUCHI, O. NOMURA, S. YAMAMOTO, N. SAITO, Y. KAKUGAWA, Y. OTAKE, M. MATSUMOTO, Y. MATSUMURA ( <i>Kashiwa; Kamakura; Tokyo, Japan</i> ).....	169
Cytokeratin 7 as a Predictive Factor for Response to Concomitant Radiochemotherapy for Locally Advanced Cervical Cancer: A Preliminary Study. E. LAMBAUDIE, E. CHÉREAU, N. POUGET, J. THOMASSIN, M. MINSAT, E. CHARAFE-JAUFFRET, J. JACQUEMIER, G. HOUVENAEGHEL ( <i>Marseille, France</i> ) .....	177
Detection of Lung Cancer by FDG-PET Cancer Screening Program: A Nationwide Japanese Survey. R. MINAMIMOTO, M. SENDA, S. JINNOUCHI, T. TERAUCHI, T. YOSHIDA, K. UNO, T. IINUMA, T. MURANO, R. NAKASHIMA, T. INOUE ( <i>Tokyo; Kobe; Kagoshima; Kurume; Chiba; Kumamoto; Yokohama, Japan</i> ).....	183
Usefulness of Monthly Chemotherapy for Patients with Unresectable Metastatic Colorectal Cancer. M. TOMODA, H. KAWAHARA, K. WATANABE, H. ENOMOTO, T. AKIBA, K. YANAGA ( <i>Chiba; Tokyo, Japan</i> ).....	191
Prospective Phase II Trial of Second-line FOLFIRI in Patients with Advanced Colorectal Cancer Including Analysis of <i>UGT1A1</i> Polymorphisms: FLIGHT 2 Study. K. HIRATA, N. NAGATA, T. KATO, Y. OKUYAMA, H. ANDOH, K. TAKAHASHI, K. OBA, J. SAKAMOTO, S. HAZAMA, H. MISHIMA ( <i>Fukuoka; Kitakyushu; Hyogo; Kyoto; Akita; Aomori; Sapporo; Gifu; Yamaguchi; Aichi, Japan</i> ).....	195
Multimodal Treatment for T1-2 Supraglottic Cancer: The Impact of Tumor Location. G. SUZUKI, H. YAMAZAKI, E. OGO, T. ABE, N. HAYABUCHI, H. UMENO, T. NAKASHIMA, S. NAKAMURA, K. YOSHIDA ( <i>Kurume, Fukuoka; Kamigyo, Kyoto; Takatsuki, Osaka, Japan</i> ) .....	203
A Phase I Study of Concurrent Chemoradiotherapy Using Oral S-1 for Head and Neck Cancer. Y. FUJIMOTO, S. KATO, Y. ITOH, S. NAGANAWA, T. NAKASHIMA ( <i>Nagoya, Aichi, Japan</i> ) .....	209



Pemetrexed Combined with Platinum-based Chemotherapy for Advanced Malignant Peritoneal Mesothelioma: Retrospective Analysis of Six Cases. M. NAKANO, H. KUSABA, A. MAKIYAMA, H. ARIYAMA, S. ARITA, H. ODA, T. ESAKI, K. TAKAYOSHI, K. UCHINO, S. TAMURA, H. KUMAGAI, E. IWAMA, T. SHIRAKAWA, K. MITSUGI, S. TAKAISHI, K. AKASHI, E. BABA ( <i>Fukuoka, Japan</i> ) ...	215
Early Predictive Value of Non-response to Docetaxel in Neoadjuvant Chemotherapy in Breast Cancer Using <sup>18</sup> F-FDG-PET. T. HIRAKATA, Y. YANAGITA, T. FUJISAWA, T. FUJII, T. KINOSHITA, H. HORIKOSHI, N. OYA, T. AKIYOSHI, M. IJIMA, T. MIYAMOTO, H. KUWANO ( <i>Ota; Maebashi; Isesaki, Gunma, Japan</i> ) .....	221
Hypertension as a Predictive Marker for Bevacizumab in Metastatic Breast Cancer: Results from a Retrospective Matched-pair Analysis. S.P. GAMPENRIEDER, F. ROMEDER, C. MUß, M. PIRCHER, S. RESSLER, G. RINNERHALER, R. BARTSCH, C. SATTLBERGER, B. MLINERITSCH, R. GREIL ( <i>Salzburg; Vienna; Vöcklabruck, Austria</i> ) .....	227
Lack of Evidence for Predictive and Prognostic Value of Cyclin D1 Gene Polymorphism <i>CCND1</i> G870A for Oral Squamous Cell Carcinoma. A. ATAC, B. RIECKE, A.T. ASSAF, A. GRÖBE, R.E. FRIEDRICH, M. HEILAND, J.R. IZBICKI, L. KLUWE, M. BLESSMANN ( <i>Hamburg, Germany</i> ) .....	235
Anaplastic Pelvic Carcinoma Secondary to Low-grade Endometrial Carcinoma. R. WATROWSKI, J. MÖCKEL, T. VENZKE, C. JÄGER, T. BAUKNECHT ( <i>Freiburg, Germany</i> ) .....	239
Initial Experience with Oropharynx-targeted Radiation Therapy for Metastatic Squamous Cell Carcinoma of Unknown Primary of the Head and Neck. W.F. MOURAD, K.S. HU, D. SHASHA, C. CONCERT, D. ISHIHARA, W. LIN, R.A. SHOURBAJI, M. RYNIAC, J.J. LUKENS, Z. LI, B.E. CULLINEY, A.S. KHORSANDI, T. TRAN, A. JACOBSON, S. MANOLIDIS, S. SCHANTZ, M. URKEN, M.S. PERSKY, L.B. HARRISON ( <i>New York, NY, U.S.A</i> ) .....	243
Is Endometrial Cancer Really a Neurophobic Tumor? A Case Report and Review of the Literature. M. NASSIR, A. ROTH, K. GASIMLI, E.I. BRAICU, C. FOTOPOULOU, C. MAWRIN, H. BADAQSHI, J.-P. WARNKE, J. SEHOULI ( <i>Berlin; Zwickau; Magdeburg, Germany; London, UK</i> ) .....	249
Prognostic Significance of Ki-67 in Chemotherapy-naïve Breast Cancer Patients with 10-year Follow-up. H. NISHIMIYA, Y. KOSAKA, K. YAMASHITA, N. MINATANI, M. KIKUCHI, A. EMA, K. NAKAMURA, M. WARAYA, N. SENGOKU, H. TANINO, M. KURANAMI, M. WATANABE ( <i>Sagamihara, Kanagawa, Japan</i> ) .....	259
Association Between Tumor Size and Immunohistochemical Expression of Ki-67, p53 and BCL2 in a Node-negative Breast Cancer Population Selected from a Breast Cancer Screening Program. A. GONZÁLEZ-SISTAL, A. BALTASAR SÁNCHEZ, C. DEL RIO, J.I. ARIAS, M. HERRANZ, Á. RUIBAL ( <i>Barcelona; A Coruña; Oviedo; Madrid, Spain</i> ) .....	269
Bevacizumab plus Weekly Paclitaxel With or Without Carboplatin for Previously-treated Non-squamous Non-Small Cell Lung Cancer. A. HATA, N. KATAKAMI, K. TANAKA, J. TAKESHITA, T. MATSUMOTO, K. MONDEN, K. NAGATA, K. MASAGO, R. KAJI, S. FUJITA, R. TACHIKAWA, K. OTSUKA, K. OTSUKA, K. TOMII ( <i>Kobe, Japan</i> ) .....	275
Effectiveness of FDG-PET in Screening of Synchronous Cancer of Other Organs in Patients with Esophageal Cancer. T. MIYAZAKI, M. SOHDA, T. HIGUCHI, N. TANAKA, S. SUZUKI, M. SAKAI, T. YOKOBORI, M. NAKAJIMA, M. FUKUCHI, Y. TSUSHIMA, H. KATO, H. KUWANO ( <i>Gunma; Tochigi, Japan</i> ) .....	283
Safety and Preliminary Efficacy of Ultrasound-guided Percutaneous Irreversible Electroporation for Treatment of Localized Pancreatic Cancer. C. MÅNSSON, M. BERGENFELDT, R. BRAHMSTAEDT, B.-M. KARLSON, P. NYGREN, A. NILSSON ( <i>Uppsala; Lund, Sweden</i> ) .....	289

Zinc Supplementation Improves Anticancer Activity of Monocytes in Type-2 Diabetic Patients with Metabolic Syndrome. K. MEKSAWAN, U. SERMSRI, P. CHANVORACHOTE ( <i>Bangkok, Thailand</i> ) .....	295
Successful Use of Trastuzumab with Anthracycline-based Chemotherapy Followed by Trastuzumab Maintenance in Patients with Advanced HER2-positive Gastric Cancer. S. PALACIO, A. LOAIZA-BONILLA, M. KITTANEH, C. KYRIAKOPOULOS, R.E. OCHOA, M. ESCOBAR, B. ARANGO, M.H. RESTREPO, J.R. MERCHAN, C.M.S. ROCHA LIMA, P.J. HOSEIN ( <i>Miami, FL; Philadelphia, PA; Detroit, MI; Cleveland, OH, USA</i> ) .....	301
Latent Hypothyreosis as a Clinical Biomarker for Therapy Response Under Abiraterone Acetate Therapy. I. HEIDEGGER, U. NAGELE, A. PIRCHER, R. PICHLER, W. HORNINGER, J. BEKTIC ( <i>Innsbruck; Holl in Tyrol, Austria</i> ) .....	307
Predictive Scoring System Assessing the Need for Intraoperative Blood Transfusions During Hepatectomy for Hepatocellular Carcinoma. Y. YAMAMOTO, H. IKOMA, R. MORIMURA, H. KONISHI, Y. MURAYAMA, S. KOMATSU, A. SHIOZAKI, Y. KURIU, T. KUBOTA, M. NAKANISHI, D. ICHIKAWA, H. FUJIWARA, K. OKAMOTO, C. SAKAKURA, T. OCHIAI, E. OTSUJI ( <i>Kyoto, Japan</i> ) .....	313
Complete Metabolic Remission with Gefitinib in a Hemodialysis Patient with Bone Metastases from Non-small Cell Lung Cancer. A. DEL CONTE, E. MINATEL, D. SCHINELLA, T. BAREVIC, S.M.M. BASSO, F. LUMACHI ( <i>Pordenone; Aviano; Padova, Italy</i> ).....	319
Survival and Prognostic Factors in Children with Brain Tumors: Long-term Follow-up Single Center Study in Poland. M. POGORZALA, J. STYCZYNSKI, M. WYSOCKI ( <i>Bydgoszcz, Poland</i> ) .....	323
CA125 and HE4 levels in a Czech Female Population Diagnosed with Endometrial Cancer in Preoperative Management. J. PRESL, Z. NOVOTNY, O. TOPOLCAN, P. VLASAK, R. KUCERA, R. FUCHSOVA, J. VRZALOVA, L. BETINCOVA, S. SVOBODOVA ( <i>Pilsen; Prague, Czech Republic</i> ).....	327
Adjuvant Radiotherapy for Stage III/IV Urothelial Carcinoma of the Upper Tract. E. JWA, Y.S. KIM, H. AHN, C.-S. KIM, J.-L. LEE, S.O. KIM, S.D. AHN ( <i>Seoul, Republic of Korea</i> ) .....	333
Prognostic Value of Erythrocyte Sedimentation Rate and C-Reactive Protein in the Blood of Patients with Glioma. T. STROJNIK, T. ŠMIGOC, T.T. LAH ( <i>Maribor; Ljubljana, Slovenia</i> ) .....	339
Characteristics and Natural History of Patients with Colorectal Cancer Complicated by Infectious Endocarditis. Case Control Study of 25 Patients. M. OUAÏSSI, A.-S. STUDER, D. MEGE, F. THUNY, L. BOIRON, A. LOUNDOU, N. PIRRÒ, S. HAMED, C. FRASCONI, G. HABIB, P.-E. FOURNIER, F. COLLART, I. SIELEZNEFF, B. SASTRE ( <i>Marseille, France</i> ) .....	349
Long-term Statin Therapy Improves Oncological Outcome After Radical Gastrectomy for Stage II and III Gastric Cancer. D.H. NAM, HYUK LEE, J.C. PARK, S.K. SHIN, S.K. LEE, W.J. HYUNG, Y.C. LEE, M.W. KANG, S.H. NOH ( <i>Seoul, Republic of Korea</i> ) .....	355
Esophageal Stenosis: A Differential Diagnosis Between Esophageal Cancer and Metastasis from Other Neoplasia. I. PARIS, A. PRELAJ, C.E. ONESTI, A. BALDONI, M.R. GIOVAGNOLI, M. BASSANELLI, S. LAURO, P. MARCHETTI ( <i>Rome, Italy</i> ) .....	363
Over-Expression of the Overexpressed in Lung Cancer-1 Is Associated With Poor Prognosis in Colorectal Cancer. J. LIU, H. SONG, L. YAO, Y. LIU, Y. ZHANG, H. ZHAO, H. JI, Y. WANG ( <i>Harbin, P.R. China</i> ) .....	367
<b>Current Aspects and Future Direction in Gynaecological Oncology. 17-20 April 2013, Berlin, Germany - Selected Articles Presented at the 7th International Charité-Mayo Conference. Edited by J. Sehouli, W. Lichtenegger</b> .....	373-416

TNF- $\alpha$ 308 G/A Polymorphism and Cervical Intraepithelial Neoplasia. I.C. ROTAR, D. MUREȘAN, P. RADU, F. PETRIȘOR, S. APOSTOL, T. MARIANA, C. BUTUZA, F. STAMATIAN ( <i>Cluj Napoca, Romania</i> ).....	373
Association Between Visceral Fat, IL-8 and Endometrial Cancer. R. CIORTEA, D. MIHU, C.M. MIHU ( <i>Cluj-Napoca, Romania</i> ) .....	379
Role of serum VEGFA, TIMP2, MMP2 and MMP9 in Monitoring Response to Adjuvant Radiochemotherapy in Patients with Primary Cervical Cancer – Results of a Companion Protocol of the Randomized NOGGO-AGO Phase III Clinical Trial. E.I. BRAICU, K. GASIMLI, R. RICHTER, M. NASSIR, S. KÜMMEL, J.-U. BLOHMER, I. YALCINKAYA, R. CHEKEROV, I. IGNAT, A. IONESCU, M. MENTZE, C. FOTOPOULOU, C. POP, W. LICHTENEGGER, J. SEHOULI, German North Eastern Society for Gynecological Oncology (NOGGO), Tumor Bank Ovarian Cancer (TOC) ( <i>Berlin; Essen, Germany; Cluj-Napoca, Romania</i> ) .....	385
ERCC1 Expression As a Predictor of Resistance to Platinum-based Chemotherapy in Primary Ovarian Cancer. M.Z. MUALLEM, I. BRAICU, M. NASSIR, R. RICHTER, J. SEHOULI, R. ARSENIC ( <i>Berlin, Germany</i> ).....	393
ERCC1 Expression As a Predictive Marker of Cervical Cancer Treated with Cisplatin-based Chemoradiation. M.Z. MUALLEM, S. MARNITZ, R. RICHTER, C. KÖHLER, J. SEHOULI, R. ARSENIC ( <i>Berlin, Germany</i> ).....	401
A Case of Primary Peritoneal Carcinoma: Evidence for a Precursor in the Fallopian Tube. S. NASSER, R. ARSENIC, P. LOHNEIS, P. KOSIAN, J. SEHOULI ( <i>Berlin, Germany</i> ).....	407
The Role of Inhibitor of DNA-binding 1 (ID-1) Protein and Angiogenesis in Serous Ovarian Cancer. M.-P. KUBELAC, B. FETICA, I.-C. VLAD, A. FULOP, A. POPA, P. ACHIMAȘ-CADARIU ( <i>Cluj-Napoca, Romania; Berlin, Germany</i> ) .....	413
9th International Conference of Anticancer Research, 6-10 October 2014, Porto Carras, Sithonia, Greece. Information.	

## Number 1B

### Proceedings of the XI International Symposium of Platinum Coordination Compounds in Cancer Chemotherapy, 11-14 October 2012, Verona, Italy. Edited by F. Muggia, R. Leone, A. Bonetti.

Preface: Platinum and Other Heavy Metal Coordinating Compounds in Cancer Chemotherapy: Overview of Verona ISPCX XI. F. MUGGIA, R. LEONE, A. BONETTI (*New York, NY, USA; Verona, Legnago, Italy*).

Biography of Professor Barnett Rosenberg: A Tribute to His Life and His Achievements. J.D. HOESCHELE ( <i>Ypsilanti, MI, USA</i> ) .....	417
------------------------------------------------------------------------------------------------------------------------------------------	-----

Review: Targeted Agents and Oxaliplatin-containing Regimens for the Treatment of Colon Cancer. A. BONETTI, J. GIULIANI, F. MUGGIA ( <i>Legnago, Italy; New York, NY, USA</i> ).....	423
-------------------------------------------------------------------------------------------------------------------------------------------------------------------------------------	-----

* Review: Predictive Role of Repair Enzymes in the Efficacy of Cisplatin Combinations in Pancreatic and Lung Cancer. G.J. PETERS, A. AVAN, M. GALLEGOS-RUIZ, V. ORSINI, A. AVAN, E. GIOVANNETTI, E.F. SMIT ( <i>Amsterdam, Netherlands; Mashhad, Iran</i> ) .....	435
-------------------------------------------------------------------------------------------------------------------------------------------------------------------------------------------------------------------------------------------------------------------	-----

* Review: New Use of Metals as Nanosized Radioenhancers. A. POTTIER, E. BORGHI, L. LEVY ( <i>Paris, France</i> ) .....	443
------------------------------------------------------------------------------------------------------------------------	-----

* Review: Dicycloplatin, a Novel Platinum Analog in Chemotherapy: Synthesis of Chinese Pre-clinical and Clinical Profile and Emerging Mechanistic Studies. J.J. YU, X. YANG, Q. SONG, M.D. MUELLER, S.C. REMICK ( <i>Morgantown, WV, USA; Beijing/Jiang-Su, PR China</i> ) .....	455
* Review: Standardization of Chemotherapy and Individual Dosing of Platinum Compounds. F. PUISSET, A. SCHMITT, E. CHATELUT ( <i>Toulouse; Dijon, France</i> ) .....	465
* Review: Understanding and Improving Platinum Anticancer Drugs – Phenanthriplatin. T. C. JOHNSTONE, G.Y. PARK, S.J. LIPPARD ( <i>Cambridge, MA, USA</i> ) .....	471
* Review: From Platinum Compounds to Targeted Therapies in Advanced Thoracic Malignancies. M. JAKOPOVIC, A. THOMAS, A. LOPEZ-CHAVEZ ( <i>Zagreb, Croatia; Bethesda, MD; Portland, OR, USA</i> ).....	477
* Short Review: Neuronal Drug Transporters in Platinum Drugs-induced Peripheral Neurotoxicity. G. CAVALETTI, C. CERESA, G. NICOLINI, P. MARMIROL ( <i>Monza, Italy</i> ) .....	483
* Review: Beyond Platins: Gold Complexes as Anticancer Agents. C. NARDON, G. BOSCUCCI, D. FREGONA ( <i>Padova, Italy</i> ) .....	487
* Review: Platinum Drugs and DNA Repair Mechanisms in Lung Cancer. L. BONANNO, A. FAVARETTO, R. ROSELL ( <i>Padova, Italy; Barcelona, Spain</i> ) .....	493
Collateral Sensitivity to Cisplatin in KB-8-5-11 Drug-resistant Cancer Cells. B. DOHERTY, D. LAWLOR, J.-P. GILLET, M. GOTTESMAN, J.J. O’LEARY, B. STORDAL ( <i>Dublin, Ireland; Bethesda, MD, USA</i> ) .....	503
Antidepressants and Platinum Drugs. B.J. ENGELMANN, J.J. RYAN, N.P. FARRELL ( <i>Richmond, VA, USA</i> ) .....	509
Characterization of and Protection from Neurotoxicity Induced by Oxaliplatin, Bortezomib and Epothilone-B. C. CERESA, A. AVAN, E. GIOVANNETTI, A.A. GELDOF, A. AVAN, G. CAVALETTI, G.J. PETERS ( <i>Monza, Italy; Amsterdam, Netherlands; Mashhad, Iran</i> ) .....	517
How Liposomal Cisplatin Overcomes Chemoresistance in Ovarian Tumour Cells. D.P. STÖLTING, M. BORRMANN, M. KOCH, M. WIESE, H.-D. ROYER, G. BENDAS ( <i>Bonn; Düsseldorf, Germany</i> ) .....	525
Oxoglucine-Lanthanide Complexes: Synthesis, Crystal Structure and Cytotoxicity. Y.-C. LIU, Z.-F. CHEN, Y.-F. SHI, K.-B. HUANG, B. GENG, H. LIANG ( <i>Guilin, P.R. China</i> ) .....	531
Skin Test Protocol for the Prevention of Hypersensitivity Reactions to Oxaliplatin. M. PAGANI, P. BONADONNA ( <i>Mantova; Verona, Italy</i> ) .....	537
Combinations of Platins and Selected Phytochemicals as a Means of Overcoming Resistance in Ovarian Cancer. F. HUQ, J.Q. YU, P. BEALE, C. CHAN, L. ARZUMAN, M.U. NESSA, M.E.H. MAZUMDER ( <i>Sydney; Concord, NSW, Australia</i> ).....	541
Short Review; Membrane Transporters as Mediators of Cisplatin Side-effects. G. CIARIMBOLI ( <i>Münster, Germany</i> ).....	547
9th International Conference of Anticancer Research, 6-10 October 2014, Porto Carras, Sithonia, Greece. Information.	
Reviews (pages 423, 435, 443, 455, 465, 471, 477, 483, 487, 547)	

**Number 2***Reviews*

- 'BRCAness' and Its Implications for Platinum Action in Gynecologic Cancer. F. MUGGIA, T. SAFRA (New York, NY, USA; Tel Aviv, Israel) ..... 551
- MicroRNAs in Diffuse Large B-Cell Lymphoma: Implications for Pathogenesis, Diagnosis, Prognosis and Therapy. K. TROPAN, K. WENZL, A. DEUTSCH, H. LING, P. NEUMEISTER, M. PICHLER (Graz, Austria; Houston, TX, USA) ..... 577
- Fighting Fire with Fire: The Revival of Thermotherapy for Gliomas. W.L. TITSWORTH, G.J.A. MURAD, B.L. HOH, M. RAHMAN (Gainesville, FL, USA) ..... 565
- Chemoembolization in Colorectal Liver Metastases: The Rebirth. G. FIORENTINI, C. ALIBERTI, L. MULAZZANI, P. COSCHIERA, V. CATALANO, D. ROSSI, P. GIORDANI, S. RICCI (Pesaro; Padova; Ancona, Italy) ..... 575
- Application of FDG-PET in Cervical Cancer and Endometrial Cancer: Utility and Future Prospects. Y. NOGAMI, M. IIDA, K. BANNO, I. KISU, M. ADACHI, K. NAKAMURA, K. UMENE, K. MASUDA, E. TOMINAGA, K. TANAKA, D. AOKI (Tokyo, Japan) ..... 585
- Histidine Rich Glycoprotein and Cancer: A Multi-faceted Relationship. L.D.S. JOHNSON, H.A. GOUBRAN, R.R. KOTB (Victoria; Vancouver, BC; Saskatoon, SK, Canada) ..... 593
- Hypoxic Condition and Prognosis in Oral Squamous Cell Carcinoma. P.O. DE LIMA, C.C. JORGE, D.T. OLIVEIRA, M.C. PEREIRA (Divinópolis, Minas Gerais; Bauru, São Paulo, Brazil) ..... 605

*Experimental Studies*

- Melting Curve Analysis for Mutations of *EGFR* and *KRAS*. K. FURUGAKI, H. YASUNO, T. IWAI, Y. MORIYA, N. HARADA, K. FUJIMOTO-OUCHI (Kamakura, Kanagawa, Japan) ..... 613
- Expression of PDGFR- $\alpha$ , EGFR and c-MET in Spinal Chordoma: A Series of 52 Patients. R. AKHAVAN-SIGARI, M.R. GAAB, V. ROHDE, M. ABILI, H. OSTERTAG (Göttingen; Hannover, Germany; Mashhad, Iran) ..... 623
- Role of Autophagy in Apoptotic Regulation by Akt in Pancreatic Cancer. D. MUILENBURG, C. PARSONS, J. COATES, S. VIRUDACHALAM, R.J. BOLD (Sacramento, CA, USA) ..... 631
- DNA from Human Polyomaviruses, TSPyV, WHPyV, HPyV6, 7 and 9 Was Not Detected in Primary Mucosal Melanomas. T. RAMQVIST, C. NORDFORS, T. DALIANIS, B. RAGNARSSON-OLDING (Stockholm, Sweden) ..... 639
- Peptides Against Mac-1 Do Not Sufficiently Target Leukemia or Lymphoma *In Vivo*. J. SUOJANEN, J. REUNANEN, T.-M. RANTA, O. PEÑATE-MEDINA, T. SALO, P. SARIS, T. SORSA (Helsinki; Oulu, Finland; Kiel, Germany) ..... 645
- The Prognostic Significance of Eukaryotic Elongation Factor 1 Alpha-2 in Non-small Cell Lung Cancer. M. KAWAMURA, C. ENDO, A. SAKURADA, F. HOSHI, H. NOTSUDA, T. KONDO (Sendai, Miyagi, Japan) ..... 651
- The Cytoplasmic Extension of the Integrin  $\beta 6$  Subunit Regulates Epithelial-to-Mesenchymal Transition. C. LEE, C. LEE, S. LEE, A. SIU, D.M. RAMOS (San Francisco, CA; San Antonio, TX, USA) ..... 659
- Serum microRNAs as Biomarkers in Patients Undergoing Prostate Biopsy: Results from a Prospective Multi-Center Study. A.M. WESTERMANN, D. SCHMIDT, S. HOLDENRIEDER, R. MORITZ, A. SEMJONOW, M. SCHMIDT, G. KRISTIANSEN, S.C. MÜLLER, J. ELLINGER (Bonn; Muenster, Germany) ..... 665

Differential Expression of Vascular Endothelial Growth Factor in High- and Low-Metastasis Cell Lines of Salivary Gland Adenoid Cystic Carcinoma. S. KONDO, Y. MUKUDAI, D. SOGA, T. NISHIDA, M. TAKIGAWA, T. SHIROTA ( <i>Tokyo; Okayama, Japan</i> ) .....	671
Biomarkers for Predicting Complete Debulking in Ovarian Cancer: Lessons to Be Learned. C.L. FAGÖ-OLSEN, B. OTTESEN, I.J. CHRISTENSEN, E. HØGDALL, L. LUNDVALL, L. NEDERGAARD, S.-A. ENGELHOLM, S.L. ANTONSEN, M. LYDOLPH, C. HØGDALL ( <i>Copenhagen; Herlev, Denmark</i> ) .....	679
Chemoprevention by Lipid-soluble Tea Polyphenols in Diethylnitrosamine/Phenobarbital-induced Hepatic Pre-cancerous Lesions. T. SHEN, S.C. KHOR, F. ZHOU, T. DUAN, Y.-Y. XU, Y.-F. ZHENG, S. HSU, J. DE STEFANO, J. YANG, L.-H. XU, X.-Q. ZHU ( <i>Hangzhou, Zhejiang; Shanghai, PR China; Augusta, GA, USA</i> ) .....	683
Accumulation of FGF9 in Prostate Cancer Correlates with Epithelial-to-Mesenchymal Transition and Induction of VEGF-A Expression. J. TEISHIMA, S. YANO, K. SHOJI, T. HAYASHI, K. GOTO, H. KITANO, K. OKA, H. NAGAMATSU, A. MATSUBARA ( <i>Hiroshima, Japan</i> ) .....	695
Myricetin Induces Cell Death of Human Colon Cancer Cells via BAX/BCL2-Dependent Pathway. M.E. KIM, T.K. HA, J.H. YOON, J.S. LEE ( <i>Gwangju; Busan, Republic of Korea</i> ) .....	701
Assessment of Intratumoral Heterogeneity of Oncogenic Driver Mutations in Surgically-resected Lung Adenocarcinoma: Implications of Percutaneous Biopsy-based Molecular Assay for Target-directed Therapy. H.K. KIM, H.Y. LEE, Y.-L. CHOI, S.-J. CHOI, H. CHOI, J. LEE, J. HAN, M.-J. AHN, K.S. LEE, J. KIM ( <i>Seoul, Republic of Korea</i> ) .....	707
Vascular Endothelial Growth Inhibitor 174 Is a Negative Regulator of Aggressiveness and Microvascular Density in Human Clear Cell Renal Cell Carcinoma. L. WU, X. LI, L. YE, D. SHAYIREMU, X. DENG, X. ZHANG, W. JIANG, Y. YANG, K. GONG, N. ZHANG ( <i>Beijing; Hami; Karamay, Xinjiang Uygur Autonomous Region, PR China; Cardiff, UK</i> ) .....	715
ESR1 Promoter Methylation in Squamous Cell Cervical Cancer. V. KIRN, I. ZAHARIEVA, S. HEUBLEIN, F. THANGARAJAH, K. FRIESE, D. MAYR, U. JESCHKE ( <i>Cologne; Munich, Germany</i> ) .....	723
TRAIL-engineered Bone Marrow-derived Mesenchymal Stem Cells: TRAIL Expression and Cytotoxic Effects on C6 Glioma Cells. X.-J. TANG, J.-T. LU, H.-J. TU, K.-M. HUANG, R. FU, G. CAO, M. HUANG, L.-H. CHENG, L.-J. DAI, L. ZHANG ( <i>Shiyan; Hubei, PR China; Vancouver, BC, Canada</i> ) .....	729
Patient-derived Sialyl-Tn-positive Invasive Bladder Cancer Xenografts in Nude Mice: An Exploratory Model Study. C. BERNARDO, C. COSTA, T. AMARO, M. GONÇALVES, P. LOPES, R. FREITAS, F. GÄRTNER, F. AMADO, J.A. FERREIRA, L. SANTOS ( <i>Porto; Matosinhos; Aveiro, Portugal</i> ) .....	735
Distinct Expression and Localization of TNF System in Ovarian Carcinoma Tissues: Possible Involvement of TNF- $\alpha$ in Morphological Changes of Ovarian Cancerous Cells. B. PIURA, L. MEDINA, A. RABINOVICH, V. DYOMIN, R.S. LEVY, M. HULEIHEL ( <i>Beer-Sheva, Israel</i> ) .....	745
The Significance of <i>HSP90AA1</i> , <i>HSP90AB1</i> and <i>HSP90B1</i> Gene Polymorphisms in a Turkish Population with Non-small Cell Lung Cancer. E. COSKUNPINAR, N. AKKAYA, P. YILDIZ, Y.M. OLTULU, E. AYNACI, T. ISBIR, I. YAYLIM ( <i>Istanbul, Turkey</i> ) .....	753
3'-Deoxy-3'-[ <sup>18</sup> F]Fluorothymidine Positron Emission Tomography Imaging of Thymidine Kinase 1 Activity After 5-Fluorouracil Treatment in a Mouse Tumor Model. I.K. HONG, S.Y. KIM, J.H. CHUNG, S.J. LEE, S.J. OH, S.J. LEE, J. OH, J.-S. RYU, T.W. KIM, D.Y. KIM, D.H. MOON ( <i>Seoul; Incheon, Republic of Korea</i> ) .....	759

### Clinical Studies

Factors Predictive of Survival After Stapler Hepatectomy of Hepatocellular Carcinoma: A Multivariate, Single-center Analysis. K. HOFFMANN, V. MÜLLER-BÜTOW, C. FRANZ, U. HINZ, T. LONGERICH, M.W. BÜCHLER, P. SCHEMMER ( <i>Heidelberg, Germany</i> ) .....	767
-------------------------------------------------------------------------------------------------------------------------------------------------------------------------------------------------------------------------------------------------------------	-----

Diagnosis, Treatment and Survival of 65 Patients with Malignant Peripheral Nerve Sheath Tumors. O. GOERTZ, S. LANGER, D. UTHOFF, A. RING, I. STRICKER, A. TANNAPFEL, H.-U. STEINAU ( <i>Bochum, Germany</i> ) .....	777
Hodgkin's Variant of Richter Transformation in Chronic Lymphocytic Leukemia; A Retrospective Study from the Israeli CLL Study Group. T. TADMOR, L. SHVIDEL, N. GOLDSCHMIDT, R. RUCHLEMER, R. FINEMAN, O. BAIREY, N. RAHIMI-LEVENE, Y. HERISHANU, M. YUKLEA, A. ARAD, A. AVIV, A. POLLIACK ( <i>Haifa; Rehovot; Jerusalem; Petah-Tikva; Zerifin; Kfar-Saba; Natanya; Afula, Israel</i> ) .....	785
<sup>18</sup> F-DOPA PET/CT and MRI: Description of 12 Histologicallyverified Pheochromocytomas. S. MAGNALDI, M.E. MAYERHOEFER, A. KHAMENEH, M. SCHUETZ, D. JAVOR, M. MITTERHAUSER, R. DUDCZAK, M. HACKER, G. KARANIKAS ( <i>Vienna, Austria</i> ) .....	791
Self-estimation or Phototest Measurement of Skin UV Sensitivity and its Association with People's Attitudes Towards Sun Exposure. M. FALK ( <i>Linköping, Sweden</i> ) .....	797
Use of Maximum Standardized Uptake Value on Fluorodeoxyglucose Positron-emission Tomography in Predicting Lymph Node Involvement in Patients with Primary Non-small Cell Lung Cancer. J. MUTO, Y. HIDA, K. KAGA, K. OHTAKA, S. OKAMOTO, N. TAMAKI, R. NAKADA-KUBOTA, S. HIRANO, Y. MATSUI ( <i>Sapporo, Japan</i> ) .....	805
Activation of <i>YAP1</i> Is Associated with Poor Prognosis and Response to Taxanes in Ovarian Cancer. W. JEONG, S.-B. KIM, B.H. SOHN, Y.-Y. PARK, E.S. PARK, S.C. KIM, S.S. KIM, R.L. JOHNSON, M. BIRRER, D.S.L. BOWTELL, G.B. MILLS, A. SOOD, J-S. LEE ( <i>Seoul, Republic of Korea; Houston, TX; Boston, MA, USA; Melbourne, VIC, Australia</i> ) .....	811
A Case Report of an Ependymoblastoma in the Rectovaginal Space and a Review of the Literature. E. SMOLLE, M. SMOLLE, F. RONAGHI, H. ROGATSCH, F. MOINFAR, J. HAYBAECK ( <i>Graz; St. Veit/Glan; Klagenfurt/Wörthersee, Austria</i> ) .....	819
Health Utilities in Gynecological Oncology and Mastology in Germany. T. HILDEBRANDT, F.C. THIEL, P.A. FASCHING, C. GRAF, M.R. BANI, C.R. LOEHLBERG, M.G. SCHRAUDER, S.M. JUD, C.C. HACK, M.W. BECKMANN, M.P. LUX ( <i>Erlangen, Germany</i> ) .....	829
Late Oral Mucosa Alterations After Radiotherapy for Head and Neck Cancer Assessed by Exfoliative Cytology. P. MASSARO, F. CORBELLA, R. DI LIBERTO, A. PAOLINI, F. PASI, C. TINELLI, A. DE SILVESTRI, R. NANO ( <i>Pavia, Italy</i> ) .....	837
Gemcitabine and Capecitabine for Heavily Pre-treated Metastatic Colorectal Cancer Patients – A Phase II and Translational Research Study. K.-L. G. SPINDLER, N. PALLISGAARD, R.F. ANDERSEN, J. PLOEN, A. JAKOBSEN ( <i>Vejle, Denmark</i> ) .....	845
Randomized Phase II Trial of S-1 plus Irinotecan Versus S-1 plus Paclitaxel as First-line Treatment for Advanced Gastric Cancer (OGSG0402). N. SUGIMOTO, K. FUJITANI, H. IMAMURA, N. UEDO, S. IJIMA, M. IMANO, T. SHIMOKAWA, Y. KUROKAWA, H. FURUKAWA, M. GOTO ( <i>Osaka; Yamanashi, Japan</i> ) .....	851
Aldehyde Dehydrogenase-1 Predicts Favorable Prognosis in Patients with Vulvar Squamous Cell Carcinoma. Q. WU, H. SHI, R. HOLM, X. LI, C. TROPE, J.M. NESLAND, Z. SUO ( <i>Zhengzhou, China; Oslo, Norway</i> ) ....	859
HER2-positive Gastric Cancer with Paraaortic Nodal Metastasis Successfully Resected After Chemotherapy with Trastuzumab: A Case Report. N. IKARI, G. NAKAJIMA, K. TANIGUCHI, T. SASAGAWA, K. NARUMIYA, T. YAMADA, K. KUDO, Y. KITAMURA, K. HAYASHI, T. NISHIKAWA, M. YAMAMOTO ( <i>Tokyo, Japan</i> ) .....	867
Treatment of Periocular Basal Cell Carcinoma Using an Advanced Stereotactic Device. A. PONTORIERO, G. IATÌ, A. CONTI, F. MINUTOLI, A. BOTTARI, S. PERGOLIZZI, C. DE RENZIS ( <i>Messina, Italy</i> )....	873

Development and Validation of a Model Predicting Short Survival (Death Within 30 Days) After Palliative Radiotherapy. K. ANGELO, J. NORUM, A. DALHAUG, A. PAWINSKI, G. AANDAHL, E. HAUKLAND, K. ENGLJÄHRINGER, C. NIEDER ( <i>Tromsø; Bodø, Norway</i> ) .....	877
Tumor Marker Score for Prognostication of Early-stage Squamous Cell Cervical Cancer. D. HELLBERG, T. TOT ( <i>Uppsala; Falun, Sweden</i> ) .....	887
Molecular Typing of Human Herpesvirus 8 Isolates from Patients with Kaposi's Sarcoma in Hungary. R. ÖTVÖS, A. JUHASZ, E. SZALAI, D. UJVARI, K. ÖTVÖS, K. SZABO, E. REMENYIK, L. SZEKELY, L. GERGELY, J. KONYA ( <i>Debrecen; Kaposvár; Budapest, Hungary; Stockholm, Sweden</i> ) .....	893
Successful Resection of Esophageal Carcinoma with Aberrant Right Subclavian Artery Using Video-assisted Thoracoscopic Surgery: Report of Two Cases. H. KASASHIMA, N. KUBO, M. OHIRA, K. SAKURAI, T. TOYOKAWA, H. TANAKA, K. MUGURUMA, M. SHIBUTANI, S. YAMAZOE, K. KIMURA, H. NAGAHARA, R. AMANO, H. OHTANI, M. YASHIRO, K. MAEDA, K. HIRAKAWA ( <i>Osaka, Japan</i> )....	899
Complete Pathological Response in Advanced Extra-gastrointestinal Stromal Tumor After Imatinib Mesylate Therapy: A Case Report. M. REDITI, E. PELLEGRINI, E. MOLINARA, C. CERULLO, C. FONTE, A. LUNGI, A. IORI, B. NERI ( <i>Florence, Italy</i> ) .....	905
L-[3- <sup>18</sup> F]- $\alpha$ -Methyltyrosine Accumulation as a Definitive Chemoradiotherapy Response Predictor in Patients with Esophageal Cancer. M. SOHDA, H. HONJYO, K. HARA, D. OZAWA, S. SUZUKI, N. TANAKA, A. SANO, M. SAKAI, T. YOKOBORI, T. INOSE, T. MIYAZAKI, H. OJIMA, T. HIGUCHI, Y. TSUSHIMA, H. KUWANO ( <i>Maebashi, Gunma, Japan</i> ).....	909
Is Gastric Tube Reconstruction the Optimal Surgical Procedure for Siewert Type II Esophagogastric Junction Carcinoma? M. FUKUCHI, E. MOCHIKI, O. SUZUKI, T. ISHIGURO, J. SOBAJIMA, K. SAITO, H. NAITOH, Y. KUMAGAI, H. BABA, K. ISHIBASHI, H. ISHIDA ( <i>Saitama; Maebashi, Gunma, Japan</i> )....	915
External Validation of TNM-C Score in Three Community Hospital Cohorts for Clear Cell Renal Cell Carcinoma. T. NAKAYAMA, K. SAITO, J. ISHIOKA, K. KAWANO, S. MORIMOTO, Y. MATSUOKA, T. OKUNO, S. MORIYAMA, H. TAKESHITA, A. NORO, Y. FUJII, K. KIHARA ( <i>Tokyo; Tsuchiura; Toride; Saitama, Japan</i> ) .....	921
Split-dose Cisplatin and Vinorelbine as Adjuvant Chemotherapy for Completely Resected Non-small Cell Lung Cancer. F. HIRAI, T. SETO, M. SHIMOKAWA, E. INAMASU, R. TOYOZAWA, G. TOYOKAWA, T. YOSHIDA, Y. SHIRAIISHI, T. TAKENAKA, M. YAMAGUCHI, M. TAKENOYAMA, Y. ICHINOSE ( <i>Fukuoka, Japan</i> ).....	927
Role of High-sensitivity C-reactive Protein in the Differentiation of Benign and Malignant Soft Tissue Tumors. T. NAKAMURA, A. MATSUMINE, T. IINO, T. MATSUBARA, K. ASANUMA, A. UCHIDA, A. SUDO ( <i>Tsu, Mie, Japan</i> ) .....	933
PSA Nadir and Outcome in 100 Patients with pT3b Prostate Cancer. P. PEPE, G. IMPROTA, F. FRAGGETTA, C. EMMANUELE, V. SIMEON, G. DIBENEDETTO, M. COLECCHIA, F. ARAGONA ( <i>Catania; Rionero in Vulture; Milan, Italy</i> ) .....	937
User Rate of Complementary and Alternative Medicine (CAM) of Patients Visiting a Counseling Facility for CAM of a German Comprehensive Cancer Center. J. HUEBNER, O. MICKE, R. MUECKE, J. BUENTZEL, F.J. PROTT, U. KLEEBERG, B. SENF, K. MUENSTEDT, ON BEHALF OF PRIO (WORKING GROUP PREVENTION AND INTEGRATIVE ONCOLOGY OF THE GERMAN CANCER SOCIETY) ( <i>Frankfurt; Bielefeld; Lemgo; Nordhausen; Wiesbaden; Hamburg; Gießen, Germany</i> ) .....	943
Efficacy and Toxicity of Bevacizumab on Combination with Chemotherapy in Different Lines of Treatment for Metastatic Colorectal Carcinoma. I. KISS, Z. BORTLICEK, B. MELICHAR, A. POPRACH, J. HALAMKOVA, R. VYZULA, L. DUSEK, T. BUCHLER ( <i>Brno; Olomouc; Prague, Czech Republic</i> ).....	949



High UBCH10 Protein Expression as a Marker of Poor Prognosis in Esophageal Squamous Cell Carcinoma. A. MATSUMOTO, Y. ISHIBASHI, M. URASHIMA, N. OMURA, K. NAKADA, K. NISHIKAWA, A. SHIDA, K. TAKADA, H. KASHIWAGI, K. YANAGA ( <i>Tokyo, Japan</i> ).....	955
Symptomatic Intraosseous Lipoma in the Calcaneus. K. MURAMATSU, Y. TOMINAGA, T. HASHIMOTO, T. TAGUCHI ( <i>Ube, Yamaguchi, Japan</i> ) .....	963
Electrochemotherapy and Its Controversial Results in Patients with Head and Neck Cancer. V. SECCIA, L. MUSCATELLO, I. DALLAN, A. BAJRAKTARI, T. BRIGANTI, S. URSINO, L. GALLI, A. FALCONE, S. SELLARI-FRANCESCHINI ( <i>Pisa, Italy</i> ) .....	967
Metabolic Treatment of Cancer: Intermediate Results of a Prospective Case Series. L. SCHWARTZ, L. BUHLER, P. ICARD, H. LINCET, J.-M. STEYAERT ( <i>Palaiseau; Paris; Lille; Côte de Nacre; Caen, France</i> ) .....	973
Postoperative Bleeding After Surgery in Patients with Lung Cancer. H. URAMOTO, H. SHIMOKAWA, F. TANAKA ( <i>Kitakyushu, Japan</i> ) .....	981
The Role of Lymphadenectomy in Uterine Sarcoma: A Clinical Practical Approach Based on Retrospective Analysis. F. HOELLEN, A. WALDMANN, S. BENTHIN, L. HANKER, A. RODY, D. FISCHER ( <i>Luebeck, Germany</i> ).....	985
The Role of Activation-induced Cytidine Deaminase Expression in Gastric Adenocarcinoma. B.-E. BATSAIKHAN, N. KURITA, T. IWATA, H. SATO, K. YOSHIKAWA, C. TAKASU, H. KASHIHARA, N. MATSUMOTO, H. ISHIBASHI, M. SHIMADA ( <i>Tokushima, Japan</i> ) .....	995
A Long-term Follow-up Study of 91 Cases with Ovarian Granulosa Cell Tumors. S.-H. SHIM, S.J. LEE, D.-Y. KIM, J. KIM, S.-N. KIM, S.-B. KANG, J.-H. KIM, Y.-M. KIM, Y.-T. KIM, J.-H. NAM ( <i>Seoul, Republic of Korea</i> ) .....	1001
Management of Painful Bone Metastases: Our Experience According to Scientific Evidence on Palliative Radiotherapy. R. DI FRANCO, S. FALIVENE, V. RAVO, M. MAMMUCARI, E. SARLI, S. BAFFINI, G. DE PALMA, A. PEPE, M. TRAETTINO, M. MUTO, S. CAPPABIANCA, P. MUTO ( <i>Naples; Rome; Florence, Italy</i> ).....	1011
Active Anticancer Treatment During the Final Month of Life in Patients with Non-small Cell Lung Cancer. C. NIEDER, T. TOLLÅLI, A. DALHAUG, E. HAUKLAND, G. AANDAHL, A. PAWINSKI, J. NORUM ( <i>Bodø; Tromsø, Norway</i> ) .....	1015
Prevalence and Expression of Human Papillomavirus in 53 Patients with Oral Tongue Squamous Cell Carcinoma. E. TSIMPLAKI, E. ARGYRI, D. XESFYNGI, D. DASKALOPOULOU, D.J. STRAVOPODIS, E. PANOTOPOULOU ( <i>Athens, Greece</i> ) .....	1021
Treatment of Collecting Duct Carcinoma: Current Status and Future Perspectives. G. PROCOPIO, I. TESTA, R. IACOVELLI, P. GRASSI, E. VERZONI, E. GARANZINI, M. COLECCHIA, T. TORELLI, F. DE BRAUD ( <i>Milan, Italy</i> ) .....	1027
Does a Venous Tumor Thrombus Exclude Renal Transitional Cell Carcinoma? Implications for Neo-Adjuvant Treatment Strategies. J. HUBER, D. TEBER, G. HATIBOGLU, V. POPENECIU, H. JAKOBI, P. HALLSCHEIDT, S. PAHERNIK, M. HOHENFELLNER ( <i>Heidelberg, Germany</i> ) .....	1031
Prognostic Factor Analysis in Core-Binding Factor-positive Acute Myeloid Leukemia. H.A. JUNG, C.H. MAENG, S. PARK, S.J. KIM, K. KIM, J.H. JANG, C.W. JUNG ( <i>Seoul, Republic of Korea</i> ) .....	1037
Clinical Characteristics of Advanced Hepatocellular Carcinoma Patients with Prolonged Survival in the Era of Anti-angiogenic Targeted-therapy. L.-C. LU, Y.-Y. SHAO, S.-Y. CHAN, C.-H. HSU, A.-L. CHENG ( <i>Taipei; Yunlin, Taiwan, ROC</i> ).....	1047

The Feasibility of a Short Bevacizumab Infusion in Patients with Metastatic Colorectal Cancer. T. TERAZAWA, H. NISHITANI, K. KATO, H. HASHIMOTO, K. AKIYOSHI, S. IWASA, T.E. NAKAJIMA, T. HAMAGUCHI, Y. YAMADA, Y. SHIMADA ( <i>Tokyo; Takatuki, Osaka; Kawasaki, Kanagawa, Japan</i> )...	1053
Large Synovial Osteochondromatosis Arising from the Interphalangeal Joint of the Thumb: A Case Report and Review of the Literature. K. MURAMATSU, T. HASHIMOTO, Y. TOMINAGA, T. TAGUCHI ( <i>Ube, Yamaguchi, Japan</i> ).....	1057
Errata .....	1061
Book Reviews .....	1063
Announcements .....	1069

### Number 3

#### Special Issue on Breast Cancer Experimental and Clinical Research

##### Reviews

Genetic and Epigenetic Aspects of Breast Cancer Progression and Therapy. S. BYLER, S. GOLDFAR, S. HEERBOTH, M. LEARY, G. HOUSMAN, K. MOULTON, S. SARKAR ( <i>Boston, MA, USA</i> ) .....	1071
Glycodelin A – A Famous Lipocalin and its Role in Breast Cancer. A.C. KÖLBL, U. JESCHKE, D. DIAN, K. FRIESE, U. ANDERGASSEN ( <i>Munich, Germany</i> ) .....	1079
Clinical Utility of Ultrasound-Needle Biopsy for Preoperative Staging of the Axilla in Invasive Breast Cancer. N. HOUSSAMI, S.C.E. DIEPSTRATEN, H.S. CODY III, R.M. TURNER, A.R. SEVER ( <i>Sydney, NSW, Australia; Utrecht, Netherlands; New York, NY, USA; Maidstone, UK</i> ).....	1087
Current Approaches to Managing Partial Breast Defects: The Role of Conservative Breast Surgery Reconstruction. A.M. MUNHOZ, E. MONTAG, J.R. FILASSI, R. GEMPERLI ( <i>São Paulo, Brazil</i> ) .....	1099
Predictive and Prognostic Significance of Tumor-infiltrating Lymphocytes in Patients with Breast Cancer Treated with Neoadjuvant Systemic Therapy. B. MELICHAR, H. ŠTUDENTOVÁ, H. KALÁBOVÁ, D. VITÁSKOVÁ, P. ČERMÁKOVÁ, H. HORNYCHOVÁ, A. RYŠKA ( <i>Olomouc; Hradec Králové, Czech Republic</i> ) .....	1115
Mapping Oxidative Changes in Breast Cancer: Understanding the Basic to Reach the Clinics. A. MENCALHA, V.J. VICTORINO, R. CECCHINI, C. PANIS ( <i>Rio de Janeiro; São Paulo; Londrina, Brazil</i> ) .....	1127
The Management of Screen-detected Breast Cancer. M. AHMED, M. DOUEK ( <i>London, UK</i> ) .....	1141
Endothelial Dysfunction as a Determinant of Trastuzumab-mediated Cardiotoxicity in Patients with Breast Cancer. A. SANDOO, G.D. KITAS, A.R. CARMICHAEL ( <i>Dudley, West Midlands, UK</i> ) .....	1147

##### Clinical Studies

Plasma Plasminogen Activator Inhibitor-1 (PAI-1) Levels in Breast Cancer – Relationship with Clinical Outcome. P. FERRONI, M. ROSELLI, I. PORTARENA, V. FORMICA, S. RIONDINO, F. LA FARINA, L. COSTARELLI, A. MELINO, G. MASSIMIANI, F. CAVALIERE, R. PALMIROTTA, F. GUADAGNI ( <i>Rome; Ceglie Messapica, Italy</i> ) .....	1153
Meta-analysis of Vitamin D Sufficiency for Improving Survival of Patients with Breast Cancer. S.B. MOHR, E.D. GORHAM, J. KIM, H. HOFFLICH, C.F. GARLAND ( <i>San Diego; La Jolla, CA, USA</i> ) .....	1163

Plasma Free Serotonin as a Marker for Early Detection of Breast Cancer Recurrence. A. FRÖBE, L. ČIČIN-ŠAIN, G. JONES, Ž. SOLDIĆ, J. LUKAČ, A. BOLANČA, Z. KUSIĆ ( <i>Zagreb, Croatia; Mississauga, ON, Canada</i> ) .....	1167
Morphometric and Fractal Dimension Analysis Identifies Early Neoplastic Changes in Mammary Epithelium of MMTV-cNeu Mice. J.W. FUSELER, J.P. ROBICHAUX, H.I. ATIYAH, A.F. RAMSDELL ( <i>Columbia; Charleston, SC, USA</i> ) .....	1171
Pemetrexed-induced Radiation Recall Dermatitis of the Breast. S. BOESMANS, L. DECOSTER, D. SCHALLIER ( <i>Brussels, Belgium</i> ) .....	1179
Characteristics Associated with Upgrading to Invasiveness After Surgery of a DCIS Diagnosed Using Percutaneous Biopsy. J.-C. HOGUE, L. MORAIS, L. PROVENCHER, C. DESBIENS, B. POIRIER, É. POIRIER, S. JACOB, C. DIORIO ( <i>Quebec City, QC, Canada</i> ) .....	1183
Experiences of Breast Cancer Survivors Participating in a Tailored Exercise Intervention –A Qualitative Study. M.-L. LUOMA, L. HAKAMIES-BLOMQVIST, C. BLOMQVIST, R. NIKANDER, M. GUSTAVSSON-LILIUS, T. SAARTO ( <i>Helsinki; Tampere, Finland</i> ) .....	1193
Quality of Life of Recently Treated Patients with Breast Cancer. H. PENTTINEN, M. RAUTALIN, R. ROINE, T. JAHKOLA, P.-L. KELLOKUMPU-LEHTINEN, R. HUOVINEN, H. KAUTIAINEN, S. JÄRVENPÄÄ, L. HAKAMIES-BLOMQVIST, C. BLOMQVIST, T. SAARTO ( <i>Helsinki; Tampere; Turku; Jyväskylä; Äänekoski, Finland</i> ) .....	1201
Human Epidermal Growth Factor Receptor-2 Positivity Predicts Loco-regional Recurrence in Patients with T1-T2 Breast Cancer. G.A. CEFARO, D. GENOVESI, M. TRIGNANI, M. DI NICOLA ( <i>Chieti, Italy</i> ) ....	1207
Adjuvant Chemotherapy in Node-negative Breast Cancer: UPA/PAI-1 Determinations for 163 Cases. L. VÉNAT-BOUVET, V. FERMEAUX, S. LEOBON, N. SAIDI, J. MONTEIL, J. MOLLARD, Y. AUBARD, I. JAMMET, N. TUBIANA-MATHIEU ( <i>Limoges, France</i> ) .....	1213
Accuracy of Mammography, Digital Breast Tomosynthesis, Ultrasound and MR Imaging in Preoperative Assessment of Breast Cancer. G. MARISCOTTI, N. HOUSSAMI, M. DURANDO, L. BERGAMASCO, P.P. CAMPANINO, C. RUGGIERI, E. REGINI, A. LUPARIA, R. BUSSONE, A. SAPINO, P. FONIO, G. GANDINI ( <i>Turin, Italy; Sydney, NSW, Australia; Brussels, Belgium</i> ) .....	1219
Low Protein Expression of MET in ER-positive and HER2-positive Breast Cancer. F. ZAGOURI, A. BRANDSTETTER, D. MOUSSIOLIS, D. CHRYSIKOS, C. DIMITRAKAKIS, A. TSIGGINOU, S. MARINOPOULOS, G.C. ZOGRAFOS, T.N. SERGENTANIS, M.-A. DIMOPOULOS, M. FILIPITS ( <i>Vienna, Austria; Athens, Greece</i> ) .....	1227
Hypofractionated Breast Cancer Radiotherapy. Helical Tomotherapy in Supine Position or Classic 3D-Conformal Radiotherapy in Prone Position: Which Is Better? F. CAMMAROTA, F.M. GIUGLIANO, L. IADANZA, L. CUTILLO, M. MUTO, D. TOLEDO, V. RAVO, S. FALIVENE, P. MUTO ( <i>Naples, Italy</i> ) .....	1233
An Evaluation of Fatty Acid-CoA Ligase 4 in Breast Cancer. C.-H. TSAI, S.-M. SHEEN-CHEN, C.-Y. HUANG, Y.-J. CHEN, S.-Y. CHI, S. KO, Y.-W. LEE, J.-L. LIANG, H.-W. HSU, E.-Y. HUANG, H.-C. CHEN, C. HUANG, K.-M. RAU, R.-P. TANG ( <i>Kaohsiung; Taoyuan, Taiwan</i> ) .....	1239
Bisphosphonate-related Atypical Femoral Fracture with Bone Metastasis of Breast Cancer: Case Report and Review. K. HAYASHI, M. AONO, K. SHINTANI, K. KAZUKI ( <i>Osaka, Japan</i> ) .....	1245
Nuclear Survivin Expression in Stromal Cells of Phyllodes Tumors and Fibroadenomas of the Breast. H. HIRANO, K. MATSUSHITA, A. OKIMURA, T. YOSHIDA, T. KIZAKI, T. ITO ( <i>Himeji; Hyogo; Sanda, Hyogo; Toyonaka, Osaka, Japan</i> ) .....	1251

Impact of the Prognostic Value of Vascular Invasion, but Not Lymphatic Invasion, of the Primary Tumor in Patients with Breast Cancer. T. FUJII, R. YAJIMA, T. HIRAKATA, T. MIYAMOTO, T. FUJISAWA, S. TSUTSUMI, Y. YNAGITA, M. IJIMA, H. KUWANO ( <i>Maebashi; Ota, Gunma, Japan</i> ) .....	1255
Overexpression of Androgen Receptor and Forkhead-box A1 Protein in Apocrine Breast Carcinoma. M. SASAHARA, A. MATSUI, Y. ICHIMURA, Y. HIRAKATA, Y. MURATA, E. MARUI ( <i>Tokyo, Japan</i> ) .....	1261
Contribution of Emotional Distance and Reserve in Patient– Physician Communication in Healthy Study Patients, and in Patients with Benign Breast Disease and Breast Cancer: A Prospective Case–Control Study in Finland. M. ESKELINEN, P. OLLONEN ( <i>Kuopio, Finland</i> ) .....	1269
First-line Bevacizumab–Paclitaxel in 220 Patients with Metastatic Breast Cancer: Results from the AVAREG Study. M. DANK, L. BUDI, B. PIKO, L. MANGEL, J. ERFAN, J. CSEH, A. RUZSA, L. LANDHERR ( <i>Budapest; Miskolc; Gyula; Pécs; Nyíregyháza; Székesfehérvár; Zalaegerszeg, Hungary</i> ) .....	1275
Surgery for Breast Cancer Liver Metastases – Factors Determining Results. V. TRESKA, M. CERNA, V. LISKA, I. TRESKOVA, A. NARSANSKA, J. BRUHA ( <i>Pilsen, Czech Republic</i> ) .....	1281
Therapeutic Activity of Testosterone in Metastatic Breast Cancer. C. BONI, M. PAGANO, M. PANEBIANCO, A. BOLOGNA, N.M.A. SIERRA, R. GNONI, D. FORMISANO, G. BISAGNI ( <i>Reggio Emilia, Italy</i> ) .....	1287
Risk Factors, Pathological and Phenotypic Features of Male Breast Cancer in Greece. N. TSOUKALAS, E. MOIROGIORGOU, M. TOLIA, N. PISTAMALTZIAN, E. BOURNAKIS, K. PAPADIMITRIOU, S. DEMIRI, C. PANOPOULOS, G. KOUMAKIS, A. EFREMIDIS ( <i>Athens, Greece; New York, NY, USA</i> ).....	1291
T1-T2 Breast Cancer with Nodal Metastasis: Characteristics of pN2 or Higher Disease Compared to pN1 Disease. M.Y. KIM, N. CHOI, J.-H. YANG, Y.B. YOO, K.S. PARK, W.S. KIM ( <i>Seoul, Republic of Korea</i> ).....	1295
Identification of Patients with Node-negative, Triple-negative Breast Cancer who Benefit from Adjuvant Cyclophosphamide, Methotrexate, and 5-Fluorouracil Chemotherapy. C.-E. WU, S.-C. CHEN, Y.-C. LIN, Y.-F. LO, S. HSUEH, H.-K. CHANG ( <i>Taoyuan, Taiwan, ROC</i> ).....	1301
<i>Experimental Studies</i>	
Cell Identity Disruption in Breast Cancer Precursors. D. CORADINI, P. BORACCHI, S. ORIANA, E. BIGANZOLI, F. AMBROGI ( <i>Milan, Italy</i> ) .....	1307
Propofol and Bupivacaine in Breast Cancer Cell Function <i>In Vitro</i> – Role of the <i>NET1</i> Gene. P. ECIMOVIC, D. MURRAY, P. DORAN, D.J. BUGGY ( <i>Dublin, Ireland; Cleveland, OH, USA</i> ) .....	1321
Correlation of Wilms’ Tumor 1 Isoforms with HER2 and ER- $\alpha$ and its Oncogenic Role in Breast Cancer. T. NASOMYON, S. SAMPHAO, S. SANGKHATHAT, S. MAHATTANOBON, P. GRAIDIST ( <i>Hat-Yai, Songkhla, Thailand</i> ) .....	1333
Effect of Cytochrome C and Vitamin C on the Survival of MCF-7 Cancer Cells Under $\gamma$ -Ray Treatment. G. WALDER, N. GETOFF ( <i>Vienna, Austria</i> ) .....	1343
Human Chorionic Gonadotropin Suppresses Human Breast Cancer Cell Growth Directly <i>via</i> p53-mediated Mitochondrial Apoptotic Pathway and Indirectly <i>via</i> Ovarian Steroid Secretion. T. YURI, Y. KINOSHITA, Y. EMOTO, K. YOSHIZAWA, A. TSUBURA ( <i>Hirakata, Osaka, Japan</i> ) .....	1347
Expression of Matrix Metalloproteinases (MMPs) in Primary Human Breast Cancer: MMP-9 as a Potential Biomarker for Cancer Invasion and Metastasis. A. MERDAD, S. KARIM, H.-J. SCHULTEN, A. DALLLOL, A. BUHMEIDA, F. AL-THUBAITY, M.A. GARI, A.G. CHAUDHARY, A.M. ABUZENADAH, M.H. AL-QAHTANI ( <i>Jeddah, Saudi Arabia</i> ) .....	1355

<i>In Vitro</i> and <i>In Vivo</i> Efficacy of a Novel Quinuclidinone Derivative Against Breast Cancer. A. MALKI, E.S. EL ASHRY (Doha, Qatar; Alexandria, Egypt) .....	1367
Lycopene and Beta-carotene Induce Cell-Cycle Arrest and Apoptosis in Human Breast Cancer Cell Lines. N.F GLORIA, N. SOARES, C. BRAND, F.L OLIVEIRA, R. BOROJEVIC, A.J. TEODORO (Rio de Janeiro; Petrópolis, Rio de Janeiro, Brazil) .....	1377
Tumor Suppressor PTEN in Breast Cancer: Heterozygosity, Mutations and Protein Expression. P. KECHAGIOGLOU, R.M. PAPI, X. PROVATOPOULOU, E. KALOGERA, E. PAPADIMITRIOU, P. GRIGOROPOULOS, A. NONNI, G. ZOGRAFOS, D.A. KYRIAKIDIS, A. GOUNARIS (Thessaloniki; Athens, Greece) .....	1387
Kiss-1/GPR54 Protein Expression in Breast Cancer. E. PAPAICONOMOU, M. LYMPERI, C. PETRAKI, A. PHILIPPOU, P. MSAOUEL, F. MICHALOPOULOU, G. KAFIRI, G. VASSILAKOS, G. ZOGRAFOS, M. KOUTSILIERIS (Athens, Greece) .....	1401
Prolyl-isomerase Pin1 Impairs Trastuzumab Sensitivity by Up-regulating Fatty Acid Synthase Expression. H.J. YUN, J.Y. KIM, G. KIM, H.S. CHOI (Gwangju, Republic of Korea) .....	1409
Expression of Breast Cancer Metastasis Suppressor-1, BRMS-1, in Human Breast Cancer and the Biological Impact of BRMS-1 on the Migration of Breast Cancer Cells. Y. ZHANG, L. YE, Y. TAN, P. SUN, K. JI, W.G. JIANG (Cardiff, UK; Jinan; Zibo City, Shandong Province, China).....	1417
Co-expression of Stem Cell Markers ALDH1 and CD44 in Non-malignant and Neoplastic Lesions of the Breast. A. DA CRUZ PAULA, O. MARQUES, A.M. ROSA, M.F. FARIA, A. RÊMA, C. LOPES (Porto, Portugal) .....	1427
Hormone Receptors and HER2 Expression in Primary Breast Carcinoma and Corresponding Lymph Node Metastasis: Do we Need Both? M. RAICA, A.M. CÎMPEAN, R.A. CEAUȘU, V. FULGA, C. NICA, L. RUDICO, L. SAPTEFRATI (Timisoara, Romania; Chișinău, Republic of Moldavia) .....	1435
Modulation of ABCC1 and ABCG2 Proteins by Ouabain in Human Breast Cancer Cells. V.A. DA SILVA, K.A. PEREIRA DA SILVA, J.M. DELOU, L.M. DA FONSECA, A.G. LOPES, M.A. CAPELLA (Rio de Janeiro, Brazil) .....	1441
Autophagy Inhibition Can Overcome Radioresistance in Breast Cancer Cells Through Suppression of TAK1 Activation. M.W. HAN, J.C. LEE, J.-Y. CHOI, G.C. KIM, H.W. CHANG, H.Y. NAM, S.W. KIM, S.Y. KIM (Ulsan; Seoul, Republic of Korea) .....	1449
Erratum .....	1457

## Number 4

### Special Issue on New Anticancer Agents

#### Reviews

Family of Peptides Synthesized in the Human Body Have Anticancer Effects. D.L. VESELY (Tampa, FL, USA) ..	1459
Targeting Extracellular ROS Signaling of Tumor Cells. G. BAUER (Freiburg, Germany) .....	1467
Pertuzumab: Development Beyond Breast Cancer. P. BARTHÉLÉMY, J. LEBLANC, V. GOLDBARG, F. WENDLING, J.-E. KURTZ (Strasbourg, France) .....	1483

New Developments in the Treatment of Metastatic Melanoma: Immune Checkpoint Inhibitors and Targeted Therapies. K. AZIJLI, E. STELLOO, G.J. PETERS, A.J.M. VAN DEN EERTWEGH ( <i>Amsterdam, Netherlands</i> ) .....	1493
Treatment of Acute Promyelocytic Leukemia. E. ELBAHESH, N. PATEL, I.A. TABBARA ( <i>Washington, DC, USA</i> ) .....	1507
Targeted Treatment of Ovarian Cancer - The Multiple - Kinase - Inhibitor Sorafenib as a Potential Option. E. SMOLLE, V. TAUCHER, E. PETRU, J. HAYBAECK ( <i>Graz, Austria</i> ) .....	1519
Molecular Basis of 5-Fluorouracil-related Toxicity: Lessons from Clinical Practice. P. PAPANASTASOPOULOS, J. STEBBING ( <i>London, UK</i> ) .....	1531
The Use of Bevacizumab in Non-Small Cell Lung Cancer: An Update. S. LAURO, C.E. ONESTI, R. RIGHINI, P. MARCHETTI ( <i>Rome, Italy</i> ) .....	1537
Effective Targeting of the Epidermal Growth Factor Receptor (EGFR) for Treating Oral Cancer: A Promising Approach. F.A. RIBEIRO, J. NOGUTI, C.T. OSHIMA, D.A. RIBEIRO ( <i>Santos, SP, Brazil</i> ) .....	1547
Malignant Ascites in Ovarian Cancer and the Role of Targeted Therapeutics. E. SMOLLE, V. TAUCHER, J. HAYBAECK ( <i>Graz, Austria</i> ) .....	1553
New Possibilities in Hepatocellular Carcinoma Treatment. M. RASOOL, S. RASHID, M. AROOJ, S.A. ANSARI, K.M. KHAN, A. MALIK, M.I. NASEER, S. ZAHID, A. MANAN, M. ASIF, Z. RAZZAQ, S. ASHRAF, M.H. QAZI, Z. IQBAL, S.H. GAN, M.A. KAMAL, I.A. SHEIKH ( <i>Jeddah; Riyadh, Saudi Arabia; Lahore; Quetta, Pakistan; Kelantan, Malaysia</i> ) .....	1563
New Anticancer Agents: Role of Clinical Pharmacy Services. D. LEVEQUE, A. DELPEUCH, B. GOURIEUX ( <i>Strasbourg, France</i> ) .....	1573
Subcutaneous Administration of Anticancer Agents. D. LEVEQUE ( <i>Strasbourg, France</i> ) .....	1579
New Treatment Paradigm for Patients with Anaplastic Oligodendroglial Tumors. J. POLIVKA JR., J. POLIVKA, V. ROHAN, O. TOPOLCAN ( <i>Plzen, Czech Republic</i> ) .....	1587
Targeting Tropomyosin-receptor Kinase Fused Gene in Cancer. Y. CHEN, S.-H. TSENG ( <i>New Taipei; Taoyuan; Taipei, Taiwan, ROC</i> ) .....	1595
<i>Experimental Studies</i>	
Cytotoxic Activity of <i>N, N'</i> -Bis (2-hydroxybenzyl) ethylenediamine Derivatives in Human Cancer Cell Lines. M.A. MUSA, V.L.D. BADISA, L.M. LATINWO ( <i>Tallahassee, FL, USA</i> ) .....	1601
The Addition of a Pregnenolone Pendant Group Enhances the Anticancer Properties of Titanocene Dichloride in a MCF-7 Xenograft Model. G. RAMOS, Y. LOPERENA, G. ORTIZ, F. REYES, A. SZETO, J. VERA, J. VELEZ, J. MORALES, D. MORRERO, L. CASTILLO, S. DHARMAWARDHANE, E. MELENDEZ, A.V. WASHINGTON ( <i>Bayamón; Mayagüez; San Juan, PR, USA</i> ) .....	1609
Ascorbic Acid Induces either Differentiation or Apoptosis in MG-63 Osteosarcoma Lineage. M.T. VALENTI, M. ZANATTA, L. DONATELLI, G. VIVIANO, C. CAVALLINI, M.T. SCUPOLI, L.D. CARBONARE ( <i>Verona, Italy</i> ) .....	1617
Bosutinib Reduces the Efficacy of Dasatinib in Triple-negative Breast Cancer Cell Lines. M. TARPLEY, T.T. ABDISSA, G.L. JOHNSON, J.E. SCOTT ( <i>Durham; Chapel Hill, NC, USA</i> ) .....	1629

Specific RSK Kinase Inhibition by Dibenzyl Trisulfide and Implication for Therapeutic Treatment of Cancer. H.I.C. LOWE, C.O.B. FACEY, N.J. TOYANG, J.L. BRYANT ( <i>Kingston, Jamaica, West Indies; Wellington, FL; Baltimore, MD, USA</i> ) .....	1637
Mechanisms by which Synthetic 6,7-Annulated-4-substituted Indole Compounds with Anti-proliferative Activity Disrupt Mitosis and Block Cytokinesis in Human HL-60 Tumor Cells <i>In Vitro</i> . J.-P.H. PERCHELLET, E.M. PERCHELLET, C.R. SINGH, M.T. MONNETT, E.R. STUDER, P.D. THORNTON, N. BROWN, D. HILL, B. NEUENSWANDER, G.H. LUSHINGTON, C. SANTINI, K.R. BUSZEK ( <i>Manhattan; Lawrence, KS; Kansas City, MO, USA</i> ) .....	1643
Cytarabine-resistant Leukemia Cells Are Moderately Sensitive to Clofarabine <i>In Vitro</i> . T. YAMAUCHI, K. UZUI, R. NISHI, H. SHIGEMI, T. UEDA ( <i>Eiheiji, Fukui, Japan</i> ) .....	1657
Inhibitory Effect of Orally-administered Sulfated Polysaccharide Ascophyllan Isolated from <i>Ascophyllum nodosum</i> on the Growth of Sarcoma-180 Solid Tumor in Mice. Z. JIANG, R. ABU, S. ISAKA, S. NAKAZONO, M. UENO, T. OKIMURA, K. YAMAGUCHI, T. ODA ( <i>Nagasaki, Japan; Shimonoseki, Yamaguchi, Japan</i> ) .....	1663
Anticancer Activity of Novel Pyrido[2,3- <i>b</i> ]indolizine Derivatives: The Relevance of Phenolic Substituents. A. BOOT, AL. BRITO, T. VAN WEZEL, H. MORREAU, M. COSTA, F. PROENÇA ( <i>Leiden, Netherlands; Braga, Portugal</i> ) .....	1673
Uptake and Efflux of Rhenium in Cells Exposed to Rhenium Diseleno-Ether and Tissue Distribution of Rhenium and Selenium After Rhenium Diseleno-Ether Treatment in Mice. P. COLLERY, G. BASTIAN, F. SANTONI, A. MOHSEN, M. WEI, T. COLLERY, A. TOMAS, D. DESMAELE, J. D'ANGELO ( <i>Algajola; Paris; Bastia; Chatenay-Malabry; Maisons Alfort, France</i> ) .....	1679
Quercetin-3- <i>O</i> -glucoside Induces Human DNA Topoisomerase II Inhibition, Cell Cycle Arrest and Apoptosis in Hepatocellular Carcinoma Cells. S. SUDAN, H.P. VASANTHA RUPASINGHE ( <i>Truro, NS, Canada</i> ) .....	1691
Sodium Butyrate, a Histone Deacetylase Inhibitor, Regulates Lymphangiogenic Factors in Oral Cancer Cell Line HSC-3. T. YAMAMURA, N. MATSUMOTO, Y. MATSUE, M. OKUDERA, Y. NISHIKAWA, Y. ABIKO, K. KOMIYAMA ( <i>Tokyo; Matsudo, Chiba, Japan</i> ) .....	1701
Synergistic Inhibition of HCC and Liver Cancer Stem Cell Proliferation by Targeting RAS/RAF/MAPK and WNT/ $\beta$ -Catenin Pathways. R. GALUPPO, E. MAYNARD, M. SHAH, M.F. DAILY, C. CHEN, B.T. SPEAR, R. GEDALY ( <i>Lexington, KY, USA</i> ) .....	1709
Enhanced Efficacy of CKD-516 in Combination with Doxorubicin: Pre-clinical Evaluation Using a Hepatocellular Carcinoma Xenograft Model. Y.I. KIM, K.W. KIM, H.K. LEE, J. PARK, J.W. CHUNG, H. YOUN, S.J. KIM, D.-H. KIM, J.-C. TSENG, J.M. LEE ( <i>Seoul, Republic of Korea; Boston, MA, USA</i> ) .....	1715
Silibinin Down-regulates Expression of Secreted Phospholipase A <sub>2</sub> Enzymes in Cancer Cells. A. HAGELGANS, B. NACKE, M. ZAMARAEVA, G. SIEGERT, M. MENSCHIKOWSKI ( <i>Dresden, Germany; Bialystok, Poland</i> ) .....	1723
Endoplasmic Reticulum Stress Response as a Possible Mechanism of Cyclooxygenase-2-independent Anticancer Effect of Celecoxib. W. CHA, S.-W. PARK, T.-K. KWON, J.H. HAH, M.-W. SUNG ( <i>Seoul; Pusan, Republic of Korea</i> ) .....	1731
Multidrug Resistance Reversing Activity of Newly Developed Phenothiazines on P-glycoprotein (ABCB1)-related Resistance of Mouse T-Lymphoma Cells. G. SPENGLER, D. TAKÁCS, Á. HORVÁTH, Z. RIEDL, G. HAJÓS, L. AMARAL, J. MOLNÁR ( <i>Szeged; Budapest, Hungary; Lisbon, Portugal</i> ) .....	1737
Quantitative Structure–Activity Relationship Analysis of Cytotoxicity and Anti-UV Activity of 2-Aminotropones. S. SEKINE, C. SHIMODAIRA, Y. UESAWA, H. KAGAYA, Y. KANDA, M. ISHIHARA, O. AMANO, H. SAKAGAMI, H. WAKABAYASHI ( <i>Sakado, Saitama; Kiyose, Tokyo, Japan</i> ) .....	1743

Translymphatic Chemotherapy Targeting Sentinel Lymph Nodes Using a Novel Phospholipid Polymer–Paclitaxel Conjugate. T. OYAMA, H. TAKEUCHI, S. MATSUDA, S. OZAWA, M. KITAJIMA, Y. KITAGAWA ( <i>Tokyo; Isehara; Otawara, Tochigi, Japan</i> ) .....	1751
Dipalmitoleoyl-phosphatidylethanolamine Induces Apoptosis of NCI-H28 Malignant Mesothelioma Cells. Y. KAKU, A. TSUCHIYA, T. KANNO, T. NAKANO. T. NISHIZAKI ( <i>Nishinomiya, Hyogo, Japan</i> ) .....	1759
Metformin Suppresses Sonic Hedgehog Expression in Pancreatic Cancer Cells. M. NAKAMURA, A. OGO, M. YAMURA, Y. YAMAGUCHI, H. NAKASHIMA ( <i>Kurashiki; Okayama, Japan</i> ) .....	1765
A Novel Tetramethylnaphthalene Derivative Selectively Inhibits Adult T-Cell Leukemia (ATL) Cells <i>In Vitro</i> . M. TOYAMA, H. AOYAMA, R. MUKAI, M. NAKAMURA, K. YOSHIMURA, M. OKAMOTO, T. OHSHIMA, Y. HASHIMOTO, M. BABA ( <i>Kagoshima; Tokyo; Sanuki, Kagawa, Japan</i> ) .....	1771
Synergistic Cytotoxic Activity of Treosulfan and Gemcitabine in Pancreatic Cancer Cell Lines. E. NITSCH, S. MINA, I. BRAMMER, A. PACE, G. SCHUCH, C. BOKEMEYER, A. ZANDER, N. KRÖGER, F. AYUK ( <i>Hamburg, Germany</i> ) .....	1779
Antiproliferative and Apoptosis-inducing Activity of Nobiletin Against Three Subtypes of Human Breast Cancer Cell Lines. C. CHEN, M. ONO, M. TAKESHIMA, S. NAKANO ( <i>Fukuoka, Japan</i> ).....	1785
COX2 Inhibitor NS398 Reduces HT-29 Cell Invasiveness by Modulating Signaling Pathways Mediated by EGFR and HIF1- $\alpha$ . C. BOCCA, F. BOZZO, A. MIGLIETTA ( <i>Turin, Italy</i> ) .....	1793
Behavior-selective Apoptotic Capacity of 4-(3,4,5-Trimethoxyphenoxy) Benzoic Acid and its Methyl Derivatives on Two Breast Cancer Cell Lines. K.-H. LEE, W.-Y. HO, S.-J. WU, T.-L. CHENG, P.-J. HUANG, C.C.C. WANG, J.-H. HUNG ( <i>Tainan; Kaohsiung, Taiwan, ROC; Los Angeles, CA, USA</i> ) .....	1801
3,3',4', 5'-Tetramethoxychalcone Inhibits Human Oral Cancer Cell Proliferation and Migration <i>via</i> p53-mediated Mitochondrial-dependent Apoptosis. C.-K. LAI, Y. KOTESWARA RAO, K.-R. CHANG, C.-W. LIN, H.-L. SU, C.-S. CHANG, C.-H. LAI, Y.-M. TZENG ( <i>Taichung, Taiwan, ROC</i> ) .....	1811
Activation of AXL and Antitumor Effects of a Monoclonal Antibody to AXL in Lung Adenocarcinoma. S. IIDA, Y. MIKI, T. SUZUKI, K. MORI, M. SAITO, H. NIKAWA, T. KONDO, H. YAMADA-OKABE, H. SASANO ( <i>Sendai, Miyagi; Shizuoka, Japan</i> ) .....	1821
Induction of Apoptosis by Deinoxanthin in Human Cancer Cells. Y.-J. CHOI, J.-M. HUR, S. LIM, M. JO, D.H. KIM, J.-I. CHOI ( <i>Jeongeup; Gwangju, Republic of Korea</i> ) .....	1829
A Monastrol-derived Compound, LaSOM 63, Inhibits Ecto-5'Nucleotidase/CD73 Activity and Induces Apoptotic Cell Death of Glioma Cell Lines. F. FIGUEIRÓ, F.B. MENDES, P.F. CORBELINI, F. JANARELLI, E.H. JANDREY, D. RUSSOWSKY, V.L. EIFLER-LIMA, A.M. BATTASTINI ( <i>Porto Alegre, RS, Brazil</i> ) .....	1837
Effects of Angiotensin, Vasopressin and Aldosterone on Proliferation of MCF-7 Cells and Their Sensitivity to Doxorubicin. J.M. DELOU, A.G. LOPES, M.A. CAPELLA ( <i>Rio de Janeiro, RJ, Brazil</i> ) .....	1843
Combinatorial Effects of PARP Inhibitor PJ34 and Histone Deacetylase Inhibitor Vorinostat on Leukemia Cell Lines. E. JASEK, M. GAJDA, G.J. LIS, M. JASIŃSKA, J.A. LITWIN ( <i>Krakow, Poland</i> ) .....	1849
Curcumin Suppresses Vasculogenic Mimicry Capacity of Hepatocellular Carcinoma Cells through STAT3 and PI3K/AKT Inhibition. K. CHIABLAEM, K. LIRDPRAPAMONGKOL, S. KEERATICHAMROEN, R. SURARIT, J. SVASTI ( <i>Bangkok, Thailand</i> ) .....	1857
Potent Reactive Oxygen Species-JNK-p38 Activation by Sodium Salicylate Potentiates Death of Primary Effusion Lymphoma Cells. K. VAETEEWOOTTACHARN, M. MITCHAI, P. SRIKOON, S. HATTORI, R. KARIYA, K. MATSUDA, S. WONGKHAM, S. OKADA ( <i>Kumamoto, Japan; Khon Kaen, Thailand</i> ) .....	1865



- Impact of S100A8 Expression on Kidney Cancer Progression and Molecular Docking Studies for Kidney Cancer Therapeutics. Z. MIRZA, H.-J. SCHULTEN, H.M. FARSI, J.A. AL-MAGHRABI, M.A. GARI, A.G. CHAUDHARY, A.M. ABUZENADAH, M.H. AL-QAHTANI, S. KARIM (*Jeddah, Saudi Arabia*).... 1873
- The Influence of Retinoic Acid and Thalidomide on the Radiosensitivity of U343 Glioblastoma Cells. D. MILANOVIĆ, P. MAIER, D.H. SCHANNE, F. WENZ, C. HERSKIND (*Mannheim; Freiburg, Germany*) ..... 1885
- Piperine Enhances the Efficacy of TRAIL-based Therapy for Triple-negative Breast Cancer Cells. S. ABDELHAMED, S. YOKOYAMA, A. REFAAT, K. OGURA, H. YAGITA, S. AWALE, I. SAIKI (*Sugitani, Toyama; Tokyo, Japan*) ..... 1893
- Novel Ruthenium – Gamma-linolenic Acid Complex Inhibits C6 Rat Glioma Cell Proliferation *In Vitro* and in the Orthotopic C6 Model *In Vivo* After Osmotic Pump Infusion. J.A. MIYAKE, M. BENADIBA, G. RIBEIRO, D. DE OLIVEIRA SILVA, A. COLQUHOUN (*São Paulo, SP, Brazil*) ..... 1901
- Radiosensitizing Effect of Rosmarinic Acid in Metastatic Melanoma B16F10 Cells. M. ALCARAZ, M. ALCARAZ-SAURA, D.G. ACHEL, A. OLIVARES, J.A. LÓPEZ-MORATA, J. CASTILLO (*Murcia, Spain; Legon-Accra, Ghana*) ..... 1913
- Synthesis and Antitumour Activity of a New Trinuclear Platinum Compound  $\{[cis-PtCl(NH_3)_2\mu\{trans-Pt(3-hydroxypyridine)_2H_2N(CH_2)_5NH_2\}_2]\}$  C14 in Human Ovarian Cancer Cells. S.A. HAMAD, P. BEALE, J.Q. YU, F. HUQ (*Lidcombe; Sydney, NSW, Australia*) ..... 1923
- A Bibenzyl from *Dendrobium ellipsophyllum* Inhibits Epithelial-to-Mesenchymal Transition and Sensitizes Lung Cancer Cells to Anoikis. C. CHAOTHAM, V. PONGRAKHANANON, B. SRITULARAK, P. CHANVORACHOTE (*Bangkok, Thailand*) ..... 1931
- Clinical Studies*
- Pediatric Patients with Refractory Central Nervous System Tumors: Experiences of a Clinical Trial Combining Bevacizumab and Temozolomide. S.A. PIHA-PAUL, S.J. SHIN, T. VATS, N. GUHA-THAKURTA, J. AARON, M. RYTTING, E. KLEINERMAN, R. KURZROCK (*Houston, TX; La Jolla, CA, USA*) ..... 1939
- An Early-stage, Non-hypervascular HCC Successfully Treated by Superselective, Bland Transarterial Embolization Using 40- $\mu$ m Microspheres. T. TANAKA, S. MAEDA, H. NISHIOFUKU, T. MASADA, T. SATO, H. ANAI, H. SAKAGUCHI, K. KICHIKAWA (*Kashihara; Sango, Nara, Japan*) ..... 1947
- Bevacizumab Improves Splenomegaly and Decreases Production of Hyaluronic Acid After L-OHP Based Chemotherapy. Y. ARAKAWA, M. SHIMADA, T. UTSUNOMIYA, S. IMURA, Y. MORINE, T. IKEMOTO, J. HANAOKA, M. KANAMOTO, S. IWAHASHI, Y. SAITO, S. YAMADA, M. ASANOMA, C. TAKASU, Y. BANDO (*Tokushima, Japan*) ..... 1953
- Full-dose Cisplatin and Oral Vinorelbine Concomitant with Radiotherapy in Unresectable Stage III Non-small Cell Lung Cancer: A Multi-center Phase II Study. Ó. JUAN, A. SÁNCHEZ-HERNÁNDEZ, S. VÁZQUEZ, J. CASAL, J.L. FIRVIDA, F. APARISI, J. MUÑOZ, J. GARCÍA-SÁNCHEZ, R. GIRONÉS, M. LÁZARO, V. GINER (*Valencia; Castellón; Lugo; Vigo; Ourense; Alco; Xativa; Sagunto, Spain*) ..... 1959
- Multicenter Phase II Study of Second-line Cetuximab plus Folinic Acid/5-Fluorouracil/Irinotecan (FOLFIRI) in *KRAS* Wild-type Metastatic Colorectal Cancer: The FLIER Study. S. IWAMOTO, S. HAZAMA, T. KATO, Y. MIYAKE, M. FUKUNAGA, C. MATSUDA, H. BANDO, J. SAKAMOTO, K. OBA, H. MISHIMA (*Moriguchi; Sakai, Osaka; Ube, Yamaguchi; Nishinomiya; Amagasaki, Hyogo; Kanazawa, Ishikawa; Sapporo, Hokkaido; Kakamigahara, Gifu; Nagakute, Aichi, Japan*) ..... 1967

Phase II Study of Erlotinib for Acquired Resistance to Gefitinib in Patients with Advanced Non-small Cell Lung Cancer. A. HORIIKE, N. YAMAMOTO, H. TANAKA, N. YANAGITANI, K. KUDO, F. OHYANAGI, A. ONO, T. NAITO, H. MURAKAMI, T. HORAI, M. NISHIO ( <i>Tokyo; Shizuoka, Japan</i> ).....	1975
Oncological Outcomes of Hormonal Therapy with a Gonadotropinreleasing Hormone Agonist Combined with a Steroidal or Non-steroidal Antiandrogen in Patients with Prostate Cancer. T. IGAWA, T. TSURUSAKI, K. NOMATA, M. HAYASHI, M. FURUKAWA, H. SAKAI ( <i>Nagasaki; Omura; Sasebo, Japan</i> ) .....	1983
Multimodal Approach for Cervical Esophageal Carcinoma: Role of Neoadjuvant Chemotherapy. G. SUZUKI, H. YAMAZAKI, E. OGO, T. ABE, H. ETO, K. MURAKI, C. HATTORI, H. UMENO, T. NAKASHIMA, T. TANAKA, S. NAKAMURA, K. YOSHIDA ( <i>Kurume, Fukuoka; Kyoto, Kyoto; Takatsuki, Osaka, Japan</i> ) .....	1989
Evaluation of Radioprotective Effect of Pilocarpine Ingestion on Salivary Glands. M.J. PIMENTEL, M.M. BATISTA FILHO, M. ARAÚJO, D.Q. GOMES, L.J. DA COSTA ( <i>Piracicaba, SP; Joao Pessoa; Campina Grande, PB, Brazil</i> ).....	1993
Effect of Co-administration of Ketoconazole, a Strong CYP3A Inhibitor, on the Pharmacokinetics, Safety and Tolerability of Navitoclax, a First-in-class Oral Bcl-2 Family Inhibitor, in Cancer Patients. A.H. SALEM, J. YANG, A. GRAHAM, A. PATNAIK, K. HOLEN, R. PRADHAN, H. XIONG ( <i>North Chicago, IL; San Antonio, TX; Cheshire, CT, USA; Cairo, Egypt</i> ).....	2001
Impact of Combination Chemotherapy with Itraconazole on Survival for Patients with Recurrent or Persistent Ovarian Clear Cell Carcinoma. H. TSUBAMOTO, T. SONODA, M. YAMASAKI, K. INOUE ( <i>Nishinomiya; Kobe, Hyogo, Japan</i> ) .....	2007
Comparison of Common Terminology Criteria for Adverse Events v3.0 and Radiation Therapy Oncology Group Toxicity Score System After High-dose-rate Interstitial Brachytherapy as Monotherapy for Prostate Cancer. K. YOSHIDA, H. YAMAZAKI, S. NAKAMARA, K. MASUI, T. KOTSUMA, H. AKIYAMA, E. TANAKA, Y. YOSHIOKA ( <i>Takatsuki; Osaka; Suita, Osaka; Kyoto, Japan</i> ) .....	2015
The Role of Prophylactic Hyperthermic Intraperitoneal Chemotherapy in the Management of Serosal Involved Gastric Cancer. E. SALADINO, F. FLERES, C. MAZZEO, V. PRUITI, M. SCOLLICA, M. ROSSITTO, E. CUCINOTTA, A. MACRÌ ( <i>Messina, Italy</i> ).....	2019
A Pilot Study of Cisplatin and Etoposide With and Without Radiotherapy for Advanced Malignant Thymoma. A. TAMIYA, A. MATSUMURA, T. TSUJI, M. MORIMOTO, K. ASAMI, K. OKISHIO, S. SHIMIZU, H.-E. YOON, S. ATAGI, M. AKIRA, M. KITAICHI, T. KAWAGUCHI ( <i>Sakai City, Osaka, Japan</i> ).....	2023
Phase I Study of Combination Therapy with Irinotecan, Leucovorin, and Bolus and Continuous-infusion 5-Fluorouracil (FOLFIRI) for Advanced Colorectal Cancer in Japanese Patients. Y. SASAKI, T. HAMAGUCHI, T. ARAI, A. GOTO, T. URA, K. MURO, Y. YAMADA, K. SHIRAO, Y. SHIMADA ( <i>Tokyo, Japan</i> ) .....	2029
Analysis of Adverse Events of Bevacizumab-containing Systemic Chemotherapy for Metastatic Colorectal Cancer in Japan. T. ISOBE, K. UCHINO, C. MAKIYAMA, H. ARIYAMA, S. ARITA, S. TAMURA, M. KOMODA, H. KUSABA, T. SHIRAKAWA, T. ESAKI, K. MITSUGI, S. TAKAISHI, K. AKASHI, E. BABA ( <i>Fukuoka, Japan</i> ) .....	2035
ABSTRACTS OF THE FIFTH INTERNATIONAL SYMPOSIUM ON VITAMIN D ANALOGS IN CANCER PREVENTION AND THERAPY. 2-3 May, 2014, Hotel Krefelder Hof, <i>Krefeld, Germany</i> .....	2041

**Number 5***Reviews*

- Molecular Biomarkers and Classification Models in the Evaluation of the Prognosis of Colorectal Cancer. M. SIDERIS, S. PAPAGRIGORIADIS (*London, UK*) ..... 2061
- Advanced Epithelial Ovarian Cancer: From Standard Chemotherapy to Promising Molecular Pathway Targets – Where Are we Now? J. SYRIOS, S. BANERJEE, S.B. KAYE (*London, UK*) ..... 2069
- Gastrectomy for Stage IV Gastric Cancer. A Systematic Review and Meta-analysis. K. LASITHIOTAKIS, S.A. ANTONIOU, G.A. ANTONIOU, I. KAKLAMANOS, O. ZORAS (*Heraklion; Athens, Greece; Newcastle upon Tyne, UK*) ..... 2079
- Colorectal Cancer: Seed and Soil Hypothesis Revisited. F. SERETIS, C. SERETIS, H. YOUSSEF, M. CHAPMAN (*Patras, Greece; Birmingham, UK*) ..... 2087

*Experimental Studies*

- Bone Morphogenetic Protein-focused Strategies to Induce Cytotoxicity in Lung Cancer Cells. A. FOTINOS, N. NAGARAJAN, A.S. MARTINS, D.T. FRITZ, D. GARSETTI, A.T. LEE, C.C. HONG, M.B. ROGERS (*Newark; Manhasset, NJ; Nashville, TN, USA*) ..... 2095
- MicroRNA Signatures in Subtypes of Follicular Lymphoma. N. GEBAUER, W. GOLLUB, B. STASSEK, V. BERNARD, D. RADES, A.C. FELLER, C. THORNS (*Lübeck, Germany*) ..... 2105
- Neamine Inhibits Oral Cancer Progression by Suppressing Angiogenin-mediated Angiogenesis and Cancer Cell Proliferation. K. KISHIMOTO, S. YOSHIDA, S. IBARAGI, N. YOSHIOKA, G.-F. HU, A. SASAKI (*Okayama, Japan; Boston, MA, USA*) ..... 2113
- Fluorescent Resonance Energy Transfer Imaging of VEGFR Dimerization. Z. AHMADOVA, V. YAGUBLU, T. FÖRG, Y. HAJIYEVA, R. JESENOFSKY, M. HAFNER, M. KEESE (*Mannheim; Frankfurt, Germany*) ..... 2123
- Reproducibility of Histogram and Texture Parameters Derived from Intravoxel Incoherent Motion Diffusion-weighted MRI of FN13762 Rat Breast Carcinomas. Y.S. SONG, C.M. PARK, S.M. LEE, S.J. PARK, H.R. CHO, S.H. CHOI, J.M. LEE, B. KIEFER, J.M. GOO (*Seoul, Republic of Korea; Erlangen, Germany*) ..... 2135
- Serum Detection of Thymidine Kinase 1 as a Means of Early Detection of Lung Cancer. M.M. ALEGRE, M.J. WEYANT, D.T. BENNETT, J.A. YU, M.K. RAMSDEN, A. ELNAGGAR, R.A. ROBISON, K.L. O'NEILL (*Provo, UT; Aurora, CO, USA; Cairo, Egypt*) ..... 2145
- Novel Vitamin D Analogs as Potential Therapeutics: Metabolism, Toxicity Profiling, and Antiproliferative Activity. J. CHEN, J. WANG, T.-K. KIM, E.W. TIEU, E.K.Y. TANG, Z. LIN, D. KOVACIC, D.D. MILLER, A. POSTLETHWAITE, R.C. TUCKEY, A.T. SLOMINSKI, W. LI (*Memphis; Knoxville, TN, USA; Crawley, WA, Australia*) ..... 2153
- Overexpression of NOTCH-regulated Ankyrin Repeat Protein Is Associated with Breast Cancer Cell Proliferation. T. IMAOKA, T. OKUTANI, K. DAINO, D. IIZUKA, M. NISHIMURA, Y. SHIMADA (*Chiba; Hiroshima, Japan*) ..... 2165
- Gene Expression Profiling of Epithelial–Mesenchymal Transition in Primary Breast Cancer Cell Culture. L. MINAFRA, V. BRAVATÀ, G.I. FORTE, F.P. CAMMARATA, M.C. GILARDI, C. MESSA (*Cefalù; Milan; Monza, Italy*) ..... 2173

Down-regulation of WAVE2, WASP Family Verprolin-Homologous Protein 2, in Gastric Cancer Indicates Lymph Node Metastasis and Cell Migration. H. JIA, Y. JIA, H.P. WEEKS, F. RUGE, X. FENG, R. MA, J. JI, J. REN, W.G. JIANG ( <i>Hohhot; Beijing, PR China; Cardiff, UK</i> ) .....	2185
The Real Deal: Using Cytochalasin B in Sonodynamic Therapy to Preferentially Damage Leukemia Cells. M. TRENDOWSKI, G. YU, V. WONG, C. ACQUAFONDATA, T. CHRISTEN, T.P. FONDY ( <i>Syracuse, NY, USA</i> ) .....	2195
Establishment of a Novel Cell Line from Intraductal Papillary Neoplasm of the Bile Duct. S. MURAKAMI, T. AJIKI, Y. HORI, T. OKAZAKI, T. FUKUMOTO, Y. KU ( <i>Kobe, Japan</i> ) .....	2203
Differential Expression of Galectin-1 and Galectin-3 in Canine Non-malignant and Malignant Mammary Tissues and in Progression to Metastases in Mammary Tumors. J.T. DE OLIVEIRA, A.J. DE MATOS, R. BARROS, C. RIBEIRO, A. CHEN, V. HESPANHOL, G.R. RUTTEMAN, F. GÄRTNER ( <i>Porto; Lisbon Portugal; Utrecht, Netherlands</i> ).....	2211
Formyl Peptide Receptor 1 Expression Is Associated with Tumor Progression and Survival in Gastric Cancer. T.-Y. CHENG, M.-S. WU, J.-T. LIN, M.-T. LIN, C.-T. SHUN, K.-T. HUA, M.-L. KUO ( <i>Taipei; New Taipei City, Taiwan, ROC</i> ) .....	2223
Ouabain Enhances Lung Cancer Cell Detachment. T. RUANGHIRUN, V. PONGRAKHANANON, P. CHANVORACHOTE ( <i>Bangkok, Thailand</i> ) .....	2231
Novel Insights into the Expression of CGB1 & 2 Genes by Epithelial Cancer Cell Lines Secreting Ectopic Free hCG $\beta$ . B.B. BURCZYNSKA, L. KOBROULY, S.A. BUTLER, M. NAASE, R.K. ILES ( <i>London; Crieff, Scotland, UK; Poznan, Poland; Doha, Qatar; Houston, TX, USA</i> ) .....	2239
Global MicroRNA Profiling of Pancreatic Neuroendocrine Neoplasias. C. THORNS, C. SCHURMANN, N. GEBAUER, H. WALLASCHOFKI, C. KÜMPERS, V. BERNARD, A.C. FELLER, T. KECK, J.K. HABERMANN, N. BEGUM, H. LEHNERT, G. BRABANT ( <i>Lübeck; Greifswald, Germany</i> ).....	2249
MALDI Imaging on Tissue Microarrays Identifies Molecular Features Associated with Renal Cell Cancer Phenotype. S. STEURER, A.S. SEDDIQI, J.M. SINGER, A.S. BAHAR, C. EICHELBERG, M. RINK, R. DAHLEM, H. HULAND, G. SAUTER, R. SIMON, S. MINNER, E. BURANDT, P.R. STAHL, T. SCHLOMM, M. WURLITZER, H. SCHLÜTER ( <i>Hamburg, Germany</i> ).....	2255
Association of Caveolin-1 Genotypes with Gastric Cancer in Taiwan. C.-H. LIN, C.-C. LIN, C.-W. TSAI, W.-S. CHANG, C.-W. YANG, D.-T. BAU ( <i>Taichung, Taiwan, ROC</i> ).....	2263
Targeting Aurora Kinase A Inhibits Hypoxia-mediated Neuroblastoma Cell Tumorigenesis. C.V. ROMAIN, P. PAUL, S. LEE, J. QIAO, D.H. CHUNG ( <i>Nashville, TN, USA</i> ) .....	2269
Natural Immunomodulators and their Stimulation of Immune Reaction: True or False? V. VETVICKA, J. VETVICKOVA ( <i>Louisville, KY, USA</i> ) .....	2275
Contribution of Plasma Proteins, Albumin and Alpha 1-Acid Glycoprotein, to Pharmacokinetics of a Multi-targeted Receptor Tyrosine Kinase Inhibitor, Sunitinib, in Analbuminemic Rats. Y. TOYAMA, J. UEYAMA, H. NOMURA, I. TSUKIYAMA, H. SAITO, T. HISADA, K. MATSUURA, T. HASEGAWA ( <i>Nagakute; Nagoya; Toyota, Aichi, Japan</i> ) .....	2283
Immunohistochemical Expression of STAM2 in Gastrointestinal Stromal Tumors. T. DŽOMBETA, K. KAPURALIN, M. ULAMEC, D. TOMAS, S. GAJOVIĆ, B. KRUŠLIN ( <i>Zagreb, Croatia</i> ) .....	2291
miR-592 and miR-552 Can Distinguish Between Primary Lung Adenocarcinoma and Colorectal Cancer Metastases in the Lung. J. KIM, N.J. LIM, S.-G. JANG, H.K. KIM, G.K. LEE ( <i>Gyeonggi, Republic of Korea</i> ).....	2297

Relation of INHBA Gene Expression to Outcomes in Gastric Cancer after Curative Surgery. T. OSHIMA, K. YOSHIHARA, T. AOYAMA, S. HASEGAWA, T. SATO, N. YAMAMOTO, N. AKITO, M. SHIOZAWA, T. YOSHIKAWA, K. NUMATA, Y. RINO, C. KUNISAKI, K. TANAKA, M. AKAIKE, T. IMADA, MUNETAKA MASUDA ( <i>Yokohama, Kanagawa, Japan</i> ).....	2303
Genetics of Lymphocytes Influences the Emergence of Second Cancer in Chronic Lymphocytic Leukemia. M. BERNUÉS, M.A. DURÁN, G. PUGET, J. IGLESIAS, P. GALÁN, F.J. VERCHER, J. BESALDUCH, J. ROSELL ( <i>Palma de Mallorca; Maó; Ibiza, Balearic Islands, Spain</i> ).....	2311
Expression of Pcd4 Tumor Suppressor in Human Melanoma Cells. P.N. VIKHREVA, I.V. KOROBKO ( <i>Moscow, Russia</i> ) .....	2315
<i>Clinical Studies</i>	
Levonorgestrel-impregnated Intrauterine Device Reduces Occurrence of Hyperplastic Polyps: A Population-based Follow-up Cohort Study. M. ARNES, B. HVINGEL, A. ØRBO ( <i>Tromsø, Norway</i> ) .....	2319
Impact of Epoetin-beta on Anemia and Health-related Quality of Life in Cancer Patients: A Prospective Observational Study Using the Generic 15D Instrument. J. MÄENPÄÄ, U. PUISTOLA, H. RISKA, H. SINTONEN, O. SAARNI, E. JUVONEN, P.-L. KELLOKUMPU-LEHTINEN ( <i>Tampere; Oulu; Helsinki; Kuopio; Turku, Finland</i> ).....	2325
High Levels of Wilms' Tumor 1 (WT1) Expression Were Associated with Aggressive Clinical Features in Ovarian Cancer. Z. LIU, K. YAMANOUCHI, T. OHTA, S. MATSUMURA, M. SEINO, V. SHRIDHAR, T. TAKAHASHI, K. TAKAHASHI, H. KURACHI ( <i>Yamagata, Japan; Rochester, MN, USA</i> ) .....	2331
Modern GERD Treatment: Feasibility of Minimally Invasive Esophageal Sphincter Augmentation. K. SCHWAMEIS, M. SCHWAMEIS, B. ZÖRNER, J. LENGLINGER, R. ASARI, F.M. RIEGLER, S.F. SCHOPPMANN ( <i>Vienna, Austria</i> ) .....	2341
Outcomes of Patients with Metastatic Cervical Cancer in a Phase I Clinical Trials Program. M.-M. HOU, X. LIU, J. WHELER, A. NAING, D. HONG, D. BODURKA, K. SCHMELER, A. TSIMBERIDOU, F. JANKU, R. ZINNER, S. PIHA-PAUL, C.-Y. HU, K. LU, R. KURZROCK, S. FU ( <i>Houston, TX; La Jolla, CA, USA; Taoyuan, Taiwan, ROC</i> ) .....	2349
Novel Serum Nucleosomics Biomarkers for the Detection of Colorectal Cancer. S. HOLDENRIEDER, Y. DHARUMAN, J. STANDOP, N. TRIMPOP, M. HERZOG, K. HETTWER, K. SIMON, S. UHLIG, J. MICALLEF ( <i>Bonn; Dresden, Germany; Namur, Belgium</i> ).....	2357
Preoperative Assessment of Peritoneal Carcinomatosis in Patients Undergoing Hyperthermic Intraperitoneal Chemotherapy Following Cytoreductive Surgery. E.M. PASQUAL, S. BERTOZZI, S. BACCHETTI, A.P. LONDERO, S.M.M. BASSO, D.A. SANTEUFEMIA, G.L. RE, F. LUMACHI ( <i>Pordenone; Padova; Udine, Italy</i> ).....	2363
HLA-A*02 in Relation to Outcome in Human Papillomavirus Positive Tonsillar and Base of Tongue Cancer. N. TERTIPIS, L. VILLABONA, C. NORDFORS, A. NASMAN, T. RAMQVIST, A. VLASTOS, G. MASUCCI, T. DALIANIS ( <i>Stockholm, Sweden</i> ).....	2369
A Phase II Trial of Two Durations of Bevacizumab Added to Neoadjuvant Gemcitabine for Borderline and Locally Advanced Pancreatic Cancer. K. SAHORA, M. SCHINDL, I. KUEHRER, A. EISENHUT, G. WERBA, C. BROSTJAN, B. TELEK, A. BA'SSALAMAH, J. STIFT, S.F. SCHOPPMANN, M. GNANT ( <i>Vienna, Austria</i> ).....	2377
Evidence that Mifepristone, a Progesterone Receptor Antagonist, Can Cross the Blood Brain Barrier and Provide Palliative Benefits for Glioblastoma Multiforme Grade IV. J.H. CHECK, C. WILSON, R. COHEN, M. SARUMI ( <i>Marlton; Camden, NJ; Philadelphia, PA, USA</i> ) .....	2385

The Clinical Impact of the Lymph Node Ratio as a Prognostic Factor after Resection of Pancreatic Cancer. Y. YAMAMOTO, H. IKOMA, R. MORIMURA, H. KONISHI, Y. MURAYAMA, S. KOMATSU, A. SHIOZAKI, Y. KURIU, T. KUBOTA, M. NAKANISHI, D. ICHIKAWA, H. FUJIWARA, K. OKAMOTO, C. SAKAKURA, T. OCHIAI, E. OTSUJI ( <i>Kyoto, Japan</i> ) .....	2389
Sequential Tyrosine Kinase Inhibitors (TKIs) in Metastatic Renal Cell Carcinoma: Results from a Large Cohort of Patients. P. BIONDANI, E. VERZONI, V. TORRI, L. PORCU, P. GRASSI, I. TESTA, F. DE BRAUD, G. PROCOPIO ( <i>Milan, Italy</i> ) .....	2395
The Impact of Combined Thoracoscopic and Laparoscopic Surgery on Pulmonary Complications After Radical Esophagectomy in Patients with Resectable Esophageal Cancer. N. KUBO, M. OHIRA, Y. YAMASHITA, K. SAKURAI, T. TOYOKAWA, H. TANAKA, K. MUGURUMA, M. SHIBUTANI, S. YAMAZOE, K. KIMURA, H. NAGAHARA, R. AMANO, H. OHTANI, M. YASHIRO, K. MAEDA, K. HIRAKAWA ( <i>Osaka, Japan</i> ) .....	2399
Survival of Patients Undergoing Cytoreductive Surgery for Metastatic Renal Cell Carcinoma in the Targeted-Therapy Era. M.R. ABERN, E. SCOSYREV, M. TSIVIAN, E.M. MESSING, T.J. POLASCIK, A.Z. DUDEK ( <i>Rochester, NY; Durham, NC; Chicago, IL, USA</i> ) .....	2405
Mifepristone Causing Complete Remission of Rapidly Advancing Leukemia with Measurement of Progesterone-induced Blocking Factor. J.H. CHECK, D. CHECK, R. COHEN, M. SARUMI ( <i>Marlton; Camden, NJ; Philadelphia, PA, USA</i> ) .....	2413
Successful Management of Metachronous Liver Metastasis After Pancreaticoduodenectomy for Pancreatic Ductal Carcinoma Using Hepatectomy and Chemotherapy: A Case Report. T. IIDA, Y. NAKABAYASHI, N. OKUI, H. SHIBA, M. OTSUKA, K. YANAGA ( <i>Tokyo; Saitama, Japan</i> ) .....	2417
The Efficacy of Liver Resection for Multinodular Hepatocellular Carcinoma. K. NOJIRI, K. TANAKA, K. TAKEDA, M. UEDA, R. MATSUYAMA, K. TANIGUCHI, T. KUMAMOTO, R. MORI, I. ENDO ( <i>Yokohama; Chiba, Japan</i> ) .....	2421
Clinicopathological and Prognostic Significance of FOXM1 Expression in Esophageal Squamous Cell Carcinoma. A. TAKATA, S. TAKIGUCHI, K. OKADA, T. TAKAHASHI, Y. KUROKAWA, M. YAMASAKI, H. MIYATA, K. NAKAJIMA, M. MORI, Y. DOKI ( <i>Osaka; Nishinomiya, Hyogo, Japan</i> ) ....	2427
The Value of Elective Parotidectomy in Advanced Squamous Cell Carcinoma of the Skin of the Head. S. HOCH, N. FRANKE, N. KATABI, J. A. WERNER, A. TEYMOORTASH ( <i>Marburg, Germany</i> ) .....	2433
Fabry Disease Simulating Crohn's Ileitis. C.A. RUBIO, E. VILLNOW, B. SUNDELIN, E. ERIKSSON, K. DOLAPCSIEV, J. BJÖRK, R. BEFRITS, M. TENGVAR, H. IVERSEN ( <i>Stockholm, Sweden</i> ) .....	2437
Laparoscopic Radical Prostatectomy: 10 Years of Experience at a Single Institution. F. MANFERRARI, E. BRUNOCILLA, A. BACCOS, A. BERTACCINI, M. GAROFALO, M. BORGHESI, R. SCHIAVINA, G. MARTORANA ( <i>Bologna; Rimini, Italy</i> ) .....	2443
Neuroendocrine Pancreatic Carcinoma After Initial Diagnosis of Acute Postpartal Coeliac Disease in a 37-Year Old Woman – Fatal Coincidence or Result of a Neglected Disease? F. GUNDLING, A. NERLICH, W. HEITLAND, W. SCHEPP ( <i>Munich, Germany</i> ) .....	2449
A New Score Predicting Survival Prognosis After Whole-Brain Radiotherapy Alone for Brain Metastases in Elderly Patients. J.N. EVERS, S.E. SCHILD, B. SEGEDIN, V. NAGY, M.T. KHOA, N.T. TRANG, D. RADES ( <i>Lübeck, Germany; Scottsdale, AZ, USA; Ljubljana, Slovenia; Cluj-Napoca, Romania; Hanoi, Vietnam</i> ) .....	2455
Prognostic Value of a Cell-cycle Progression Score in Men with Prostate Cancer Managed with Active Surveillance After MRI-guided Prostate Biopsy - A Pilot Study. C. ARSOV, F. JANKOWIAK, A. HIESTER, R. RABENALT, M. QUENTIN, L. SCHIMMÖLLER, D. BLONDIN, G. ANTOCH, P. ALBERS ( <i>Düsseldorf, Germany</i> ) .....	2459

Influence of Thyroid Transcription Factor-1 on Fluorodeoxyglucose Uptake and Prognosis of Non-small Cell Lung Cancer. H. OOI, C. -Y. CHEN, Y. -C. HSIAO, W. -S. HUANG, B. -T. HSIEH ( <i>Taichung; Changhua, Taiwan, ROC</i> ) .....	2467
Prevention of Osteonecrosis of the Jaw in Patients with Bone Metastases Treated with Bisphosphonates. F. DE IULIIS, L. TAGLIERI, L. AMOROSO, S. VENDITTOZZI, L. BLASI, G. SALERNO, R. LANZA, S. SCARPA ( <i>Rome, Italy</i> ) .....	2477
Impact of Combination Chemotherapy with Itraconazole on Survival of Patients with Refractory Ovarian Cancer. H. TSUBAMOTO, T. SONODA, M. YAMASAKI, K. INOUE ( <i>Nishinomiya; Kobe; Hyogo, Japan</i> ) .....	2481
Second Malignancies in Philadelphia-negative Myeloproliferative Neoplasms–Single-Center Experience. J. KISSOVA, P. OVESNA, M. PENKA, A. BULIKOVA, I. KISS ( <i>Brno, Czech Republic</i> ) .....	2489
Advantages of Laparoscopy Versus Laparotomy in Extremely Obese Women (BMI>35) with Early-stage Endometrial Cancer: A Multicenter Study. R. TINELLI, P. LITTA, Y. MEIR, D. SURICO, L. LEO, A. FUSCO, S. ANGIONI, E. CICINELLI ( <i>Vicenza; Padova; Novara; Bari; Cagliari, Italy</i> ) .....	2497
Number of Extraspinal Organs with Metastases: A Prognostic Factor of Survival in Patients with Metastatic Spinal Cord Compression (MSCC) from Non-small Cell Lung Cancer (NSCLC). D. RADES, A. WEBER, J.H. KARSTENS, S.E. SCHILD, T. BARTSCHT ( <i>Lübeck; Hannover, Germany; Scottsdale, AZ, USA</i> ) ....	2503
Early Manifestation of Communicating Hydrocephalus After Fractionated Stereotactic Radiotherapy for Aggressive Giant Atypical Prolactinoma. K. OHTAKARA, N. OHE, T. IWAMA, H. HOSHI ( <i>Gifu, Japan</i> ) ....	2509
Early Metabolic Response on 18F-Fluorodeoxyglucose–Positron-emission Tomography/Computed Tomography After Concurrent Chemoradiotherapy for Advanced Stage III Non-small Cell Lung Cancer Is Correlated with Local Tumor Control and Survival. J.-U. JEONG, W.-K. CHUNG, T.-K. NAM, J.-Y. SONG, M. S. YOON, Y.-C. KIM, K.-S. KIM, I.-J. OH, H.-J. BAN, S. Y. KWON, H.-S. BOM, S.-J. AHN ( <i>Gwangju, Republic of Korea</i> ) .....	2517
Developing a Decision-making Model Based on an Interdisciplinary Oncological Care Group for the Management of Colorectal Cancer. D. GENOVESI, L. MAZZILLI, M. TRIGNANI, M. DI TOMMASO, A. NUZZO, E. BIONDI, N. TINARI, M. T. MARTINO, P. INNOCENTI, P. DI SEBASTIANO, L. MAZZOLA, C. LANCI, M. NERI, F. LATERZA, M. MARINO, G. FERRINI, A. SPADACCINI, A. FILIPPONE, E. DI GIANDOMENICO, A. MARULLI, G. PALOMBO, A. SPARVIERI, A. MARCHETTI, G. PIZZICANNELLA, F. PETRINI, M. DI FELICE, F. OTTAVIANI, A. MONTEODORISIO, M. DI NICOLA, G.A. CEFARO ( <i>Chieti, Italy</i> ).....	2525
Periapical Cemento-osseous Dysplasia: Clinicopathological Features. M. ROGHI, C. SCAPPARONE, R. CRIPPA, A. SILVESTRINI-BIAVATI, F. ANGIERO ( <i>Milan; Genova, Italy</i> ) .....	2533
A Novel Minimally Invasive Technique of High-Dose Rate Image-Based Intracavitary Brachytherapy for Endometrial Cancer Using a Single Fine and Soft, Flexible Applicator. K. MASUI, K. YOSHIDA, T. TAKENAKA, T. KOTSUMA, E. TANAKA, K. TATSUMI, H. YAMAZAKI, K. YAMADA ( <i>Kyoto; Osaka, Japan</i> ) .....	2537
Osteosarcoma of the Patella Mimicking Giant Cell Tumor: Imaging Features with Histopathological Correlation. M. AOKI, J. NISHIO, H. IWASAKI, M. MASAKI, Y. KAWAKAMI, T. NISHINO, H. OHJIMI, K. TAMURA, K. NABESHIMA, M. NAITO ( <i>Fukuoka, Japan</i> ) .....	2541
Gastrointestinal Stromal Tumor of Colon: A Case Report and Review of Literature. A.K. NIAZI, K. KALEY, M.W. SAIF ( <i>Islamabad, Pakistan; New Haven, CT; Boston, MA, USA</i> ) .....	2547
Preoperative 18F-FDG PET-CT Maximum Standardized Uptake Value Predicts Recurrence of Biliary Tract Cancer. M.-S. PARK, S.-M. LEE ( <i>Seoul, Republic of Korea</i> ) .....	2551

Re-irradiation of Spinal Cord Compression Due to Metastasis in Elderly Patients. D. RADES, J.N. EVERS, A. BAJROVIC, T. VENINGA, S.E. SCHILD ( <i>Lübeck; Hamburg, Germany; Tilburg, Netherlands; Scottsdale, AZ, USA</i> ) .....	2555
A Success Story: How a Single Targeted-Therapy Molecule Impacted on Treatment and Outcome of Diffuse Large B-Cell Lymphoma. M. MIAN, F. AUGUSTIN, F. KOCHER, E. GUNSILIUS, W. WILLENBACHER, A. ZABERNIGG, G. ZANGERL, H. OEXLE, S. SCHREIECK, M. SCHNALLINGER, M. FIEGL ( <i>Innsbruck; Kufstein; Zams; Hall; Reutte; St. Johann in Tirol, Austria</i> ) .....	2559
Detection and Cultivation of Circulating Tumor Cells in Malignant Pleural Mesothelioma. V. BOBEK, G. KACPRZAK, A. RZETCHONEK, K. KOLOSTOVA ( <i>Prague, Czech Republic; Wroclaw, Poland</i> ) .....	2565
Lack of Association between KRAS Mutations and 18F-FDG PET/CT in Caucasian Metastatic Colorectal Cancer Patients. D. KRIKELIS, E. SKOURA, V. KOTOULA, P. RONDOGIANNI, N. PIANOU, A. SAMARTZIS, I. XANTHAKIS, G. FOUNTZILAS, I.E. DATSERIS ( <i>Thessaloniki; Athens, Greece</i> ) .....	2571
Contemporary Review of Large Adrenal Tumors in a Tertiary Referral Center. D. MEGE, D. TAIEB, A. LOWERY, A. LOUNDOU, C. DE MICCO, F. CASTINETTI, I. MORANGE, J.-F. HENRY, F. SEBAG ( <i>Marseille, France</i> ) .....	2581
Status of Anaplastic Lymphoma Kinase (ALK) in Malignant Mesothelioma. S. VARESANO, C. LEO, S. BOCCARDO, S. SALVI, M. TRUINI, P. FERRO, F. FEDELI, P. A. CANESSA, P. DESSANTI, M.P. PISTILLO, S. RONCELLA ( <i>Genova; La Spezia, Italy</i> ) .....	2589
ABSTRACTS OF THE 24th ANNUAL MEETING OF THE ITALIAN SOCIETY OF URO-ONCOLOGY (SIUrO). 22-24 June, 2014, <i>Bologna, Italy</i> .....	2593
Errata .....	2687

## Number 6

### Reviews

Inefficacy of Therapeutic Cancer Vaccines and Proposed Improvements. Casus of Prostate Cancer. J.J. L. JACOBS, C. SNACKEY, A.A. GELDOLF, D. CHARACIEJUS, R.J.A. VAN MOORSELAAR, W. DEN OTTER ( <i>Amsterdam; Haarlem, Netherlands; Vilnius, Lithuania</i> ) .....	2689
Vascularized Bone Graft for Oncological Reconstruction of the Extremities: Review of the Biological Advantages. K. MURAMATSU, T. HASHIMOTO, Y. TOMINAGA, T. TAGUCHI ( <i>Ube, Yamaguchi, Japan</i> ) .....	2701
MicroRNAs in Testicular Cancer: Implications for Pathogenesis, Diagnosis, Prognosis and Therapy. A. BEZAN, A. GERGER, M. PICHLER ( <i>Graz, Austria; Houston, TX, USA</i> ) .....	2709

### Experimental Studies

Oxazine Derivatives of $\gamma$ - and $\delta$ -Tocotrienol Display Enhanced Anticancer Activity <i>In Vivo</i> . S. ANANTHULA, P. PARAJULI, F.A. BEHERY, A.Y. ALAYOUBI, K.A. EL SAYED, S. NAZZAL, P.W. SYLVESTER ( <i>Monroe, LA, USA</i> ) .....	2715
Immunohistochemical Evidence of Association Between Ghrelin Expression and Tumor Growth in Esophageal Carcinoma. I. OMOTO, M. MATSUMOTO, Y. UCHIKADO, Y. KITA, T. SAKURAI, K. SASAKI, T. SETOYAMA, H. OKUMURA, T. OWAKI, S. ISHIGAMI, S. NATSUGOE ( <i>Sakuragaoka, Kagoshima, Japan</i> ) .....	2727



Decreased VDR Expression in Cutaneous Melanomas as Marker of Tumor Progression: New Data and Analyses. A.A. BROŻYNA, W. JÓŻWICKI, A.T. SLOMINSKI ( <i>Bydgoszcz, Poland; Memphis, TN, USA</i> ) .....	2735
Collaborative Network of Predictive Markers Complicates Formation of Prognostic Groups in Patients with Advanced Lung Cancer. B. SCHWAB, A. RUDOLPH, E. JOST, U. KLINGE ( <i>Aachen; Neubiberg, Germany</i> ) ...	2745
Immunohistochemical Comparison of Biomarker Expression in Biopsy and Surgical Specimens of Non-small Cell Lung Cancer. T. OKIMOTO, Y. TSUBATA, A. SUTANI, H. FUCHITA, N. KOBA, T. HOTTA, M. HAMAGUCHI, K. MIURA, S. HAMAGUCHI, M. OHE, T. KURAKI, Y. HARADA, R. MARUYAMA, N. MIYAMOTO, K. KISHIMOTO, T. ISOBE ( <i>Shimane, Japan</i> ) .....	2755
Diallyl Disulfide Inhibits TNF $\alpha$ -induced CCL2 Release by MDA-MB-231 Cells. D. BAUER, E. MAZZIO, K.F. SOLIMAN, E. TAKA, E. ORIAKU, T. WOMBLE, S. DARLING-REED ( <i>Tallahassee, FL, USA</i> ) ....	2763
The Role of Type D Prostanoid Receptors and PPAR $\gamma$ in Gastric Cancer Progression. T. FUKUOKA, M. YASHIRO, T. MORISAKI, H. KINOSHITA, T. HASEGAWA, H. KASASHIMA, G. MASUDA, K. SAKURAI, T. TOYOKAWA, H. TANAKA, N. KUBO, K. MUGURUMA, M. OHIRA, K. HIRAKAWA ( <i>Osaka, Japan</i> ) ...	2771
Identification of Metabolic Signatures Associated with Erlotinib Resistance of Non-small Cell Lung Cancer Cells. M. SERIZAWA, M. KUSUHARA, V. ZANGIACOMI, K. URAKAMI, M. WATANABE, T. TAKAHASHI, K. YAMAGUCHI, N. YAMAMOTO, Y. KOH ( <i>Shizuoka; Wakayama, Japan</i> ) .....	2779
Cell-Cycle Analysis and Apoptosis-associated Proteins in Cervical Lesions of Brazilian Women. C. DOBO, C.T. OSHIMA, F. DE OLIVEIRA LIMA, T.S. GOMES, J.N. STÁVALE, V. ARIAS, D.A. RIBEIRO, G.R.A. FOCCHI ( <i>São Paulo, SP, Brazil</i> ) .....	2789
Heparanase and COX-2 Expression as Predictors of Lymph Node Metastasis in Large, High-grade Breast Tumors. S. GAWTHORPE, J.E. BROWN, M. ARIF, P. NIGHTINGALE, A. NEVILL, A.R. CARMICHAEL ( <i>Birmingham; Walsall; Dudley, UK</i> ) .....	2797
Predicting the Sensitivity to Ion Therapy Based on the Response to Photon Irradiation – Experimental Evidence and Mathematical Modelling. C. MOHANTY, K. ZIELINSKA-CHOMEJ, M. EDGREN, R. HIRAYAMA, T. MURAKAMI, B. LIND, I. TOMA-DASU ( <i>Stockholm, Sweden; Chiba, Japan</i> ) .....	2801
Development of a Dihydroartemisinin-resistant Molt-4 Leukemia Cell Line. J. PARK, H.C. LAI, M. SINGH, T. SASAKI, N.P. SINGH ( <i>Seattle, WA, USA</i> ) .....	2807
Influence of Hypoxia Inducible Factors on the Immune Microenvironment in Ovarian Cancer. M. DUECHLER, L. PECZEK, M. SZUBERT, J. SUZIN ( <i>Lodz, Poland</i> ) .....	2811
SOD3 Acts as a Tumor Suppressor in PC-3 Prostate Cancer Cells via Hydrogen Peroxide Accumulation. J. KIM, A. MIZOKAMI, M. SHIN, K. IZUMI, H. KONAKA, Y. KADONO, Y. KITAGAWA, E.T. KELLER, J. ZHANG, M. NAMIKI ( <i>Kanazawa, Ishikawa, Japan; Ann Arbor, MI, USA; Nanning, Guangxi, China</i> ) .....	2821
HSPA2 Is Expressed in Human Tumors and Correlates with Clinical Features in Non-small Cell Lung Carcinoma Patients. D. SCIEGLINSKA, A. GOGLER-PIGLOWSKA, D. BUTKIEWICZ, M. CHEKAN, E. MALUSECKA, J. HARASIM, A. HABRYKA, Z. KRAWCZYK ( <i>Gliwice; Zabrze, Poland</i> ) .....	2833
Primary and Secondary Resistance to Tyrosine Kinase Inhibitors in Lung Cancer. J. SIMASI, A. SCHUBERT, C. OELKRUG, A. GILLISSEN, K. NIEBER ( <i>Leipzig; Kassel, Germany</i> ) .....	2841
The Role of Claudin-1 and Claudin-7 in Cervical Tumorigenesis. C. CUNNIFFE, B. BRANKIN, H. LAMBKIN, F. RYAN ( <i>Dublin, Ireland</i> ) .....	2851
Spontaneous In Vitro Senescence of Glioma Cells Confirmed by an Antibody Against IDH1 <sup>R132H</sup> . E. STOCZYNSKA-FIDELUS, W. OCH, P. RIESKE, M. BIENKOWSKI, M. BANASZCZYK, M. WINIECKA-KLIMEK, J. ZIEBA, K. JANIK, K. ROSIAK, C. TREDI, R. STAWSKI, A. RADOMIAK-ZALUSKA, S. PIASKOWSKI ( <i>Lodz; Olsztyn; Zgierz, Poland</i> ) .....	2859

Induction of Caspase-dependent Apoptosis by Apigenin by Inhibiting STAT3 Signaling in HER2-overexpressing MDA-MB-453 Breast Cancer Cells. H.-S. SEO, J.M. KU, H.-S. CHOI, J.-K. WOO, B.-H. JANG, Y.C. SHIN, S.-G. KO ( <i>Seoul; Incheon, Republic of Korea</i> ) .....	2869
Effects of Targeting Endometrial Stromal Sarcoma Cells via Histone Deacetylase and PI3K/AKT/mTOR Signaling. P. QUAN, F. MOINFAR, I. KUFFERATH, M. ABSENGER, T. KUEZNIK, H. DENK, K. ZATLOUKAL, J. HAYBAECK ( <i>Graz; Linz, Austria</i> ) .....	2883
Preconditioning with Hyperbaric Oxygen in Pancreaticoduodenectomy: a Randomized Double-blind Pilot Study. G. BOSCO, A. CASAROTTO, E. NASOLE, E. CAMPORESI, R. SALVIA, F. GIOVINAZZO, S. ZANINI, G. MALLEO, A. DI TANO, A. RUBINI, V. ZANON, D. MANGAR, C. BASSI ( <i>Padova; Verona, Italy; Tampa, FL, USA</i> ).....	2899
Cell-cycle Distribution and Thymidilate Synthetase (TS) Expression Correlate with 5-FU Resistance in Head and Neck Carcinoma Cells. K. IJICHI, M. ADACHI, T. OGAWA, Y. HASEGAWA, S. MURAKAMI ( <i>Nagoya; Nagakute, Aichi; Gifu, Japan</i> ) .....	2907
Effect of EPH-Ephrin Signaling on the Growth of Human Leukemia Cells. Y. TAKAHASHI, M. ITOH, N. NARA, S. TOHDA ( <i>Tokyo, Japan</i> ) .....	2913
PPM1D as a Novel Biomarker for Prostate Cancer After Radical Prostatectomy. L. JIAO, D. SHEN, G. LIU, J. JIA, J. GENG, H. WANG, Y. SUN ( <i>Shanghai; Changchun, Jilin, PR China</i> ).....	2919
RAD001 Enhances the Radiosensitivity of SCC4 Oral Cancer Cells by Inducing Cell Cycle Arrest at the G <sub>2</sub> /M Checkpoint. C.-C. YU, S.-K. HUNG, H.-F. LIAO, C.-C. LEE, H.-Y. LIN, H.-C. LAI, S.-C. LI, H.-C. HO, H.-B. HUANG, Y.-C. SU ( <i>Chia-Yi; Hualian; Taipei, Taiwan, ROC</i> ) .....	2927
Pattern of Somatostatin Receptors Expression in Normal and Bladder Cancer Tissue Samples. M. KARAVITAKIS, P. MSAOUEL, V. MICHALOPOULOS, M. KOUTSILIERIS ( <i>Athens, Greece; Bronx, NY, USA</i> ).....	2937
Genetic Polymorphism of <i>miR-196a</i> as a Prognostic Biomarker for Early Breast Cancer. S.J. LEE, J.W. SEO, Y.S. CHAE, J.G. KIM, B.W. KANG, W.W. KIM, J.H. JUNG, H.Y. PARK, J.Y. JEONG, J.-Y. PARK ( <i>Daegu, Republic of Korea</i> ) .....	2943
Contribution of DNA Double-strand Break Repair Gene <i>XRCC3</i> Genotypes to Oral Cancer Susceptibility in Taiwan. C.-W. TSAI, W.-S. CHANG, J.-C. LIU, M.-H. TSAI, C.-C. LIN, D.-T. BAU ( <i>Taichung, Taiwan, ROC</i> ) .....	2951
Hyperoxia Resensitizes Chemoresistant Glioblastoma Cells to Temozolomide Through Unfolded Protein Response. D. LEE, S. SUN, A.S.W. HO, K.M.Y. KIANG, X.Q. ZHANG, F.F. XU, G.K.K. LEUNG ( <i>Pokfulam, Hong Kong</i> ) .....	2957
The Steroidal Na <sup>+</sup> /K <sup>+</sup> ATPase Inhibitor 3-[(R)-3-Pyrrolidinyl]oxime Derivative (3-R-POD) Induces Potent Pro-Apoptotic Responses in Colonic Tumor Cells. S.H. ALKAHTANI ( <i>Riyadh, Saudi Arabia</i> ) .....	2967
FIP-gts Potentiate Autophagic Cell Death Against Cisplatin-resistant Urothelial Cancer Cells. J.-R. LI, C.-L. CHENG, W.-J. YANG, C.-R. YANG, Y.-C. OU, M.-J. WU, J.-L. KO ( <i>Taichung, Taiwan, ROC</i> ).....	2973
<i>Clinical Studies</i>	
DNA Methylation in Paired Breast Epithelial and White Blood Cells from Women Undergoing Reduction Mammoplasty. S.R. STURGEON, K.F. ARCARO, M.A. JOHNSON, R. BALASUBRAMANIAN, M. ZORN, D.J. JERRY, S. SMITH SCHNEIDER ( <i>Amherst; Springfield, MA, USA</i> ).....	2985

Insulin-like Growth Factor Receptor 1 mRNA Expression as a Prognostic Marker in Advanced Non-small Cell Lung Cancer. A. VILMAR, E. SANTONI-RUGIU, J. GARCIA-FONCILLAS, M. HUARRIZ, J.B. SØRENSEN ( <i>Copenhagen, Denmark; Pamplona, Spain</i> ) .....	2991
Preliminary Clinical Outcomes of Image-guided 3-Dimensional Conformal Radiotherapy for Limited Brain Metastases Instead of Stereotactic Irradiation Referral. K. OHTAKARA, H. HOSHI ( <i>Gifu; Seki, Gifu, Japan</i> ) ...	2997
An Additional Case of Gastric Serrated Adenoma. C.A. RUBIO, P.T. SCHMIDT ( <i>Stockholm, Sweden</i> ) .....	3007
Survival and Prognostic Factors in Pancreatic and Ampullary Cancer. J. LEMKE, D. SCHÄFER, S. SANDER, D. HENNE-BRUNS, M. KORNMANN ( <i>Ulm, Germany</i> ) .....	3011
NF1 Truncating Mutations Associated to Aggressive Clinical Phenotype with Elephantiasis Neuromatosa and Solid Malignancies. G. PONTI, D. MARTORANA, G. PELLACANI, C. RUINI, P. LOSCHI, A. BACCARANI, G. DE SANTIS, A. POLLIO, T.M. NERI, V.D. MANDEL, A. MAIORANA, L. MACCIO, M. MACCAFERRI, A. TOMASI ( <i>Modena; Parma; Padova, Italy</i> ) .....	3021
<i>XRCC1</i> rs25487 Polymorphism Predicts the Survival of Patients After Postoperative Radiotherapy and Adjuvant Chemotherapy for Breast Cancer. M. TENGSTROM, A. MANNERMAA, V.-M. KOSMA, A. HIRVONEN, V. KATAJA ( <i>Kuopio; Helsinki, Finland</i> ) .....	3031
Clinical Efficacy of Non-transplant Therapies in Patients with Hepatocellular Carcinoma with Child-Pugh C Liver Cirrhosis. H. NISHIKAWA, R. KITA, T. KIMURA, Y. OHARA, H. TAKEDA, A. SAKAMOTO, S. SAITO, N. NISHIJIMA, A. NASU, H. KOMEKADO, Y. OSAKI ( <i>Osaka-Sayama, Osaka, Japan</i> ) .....	3039
Clinical Trial of a 7-Peptide Cocktail Vaccine with Oral Chemotherapy for Patients with Metastatic Colorectal Cancer. K. OKUNO, F. SUGIURA, K. INOUE, Y. SUKEGAWA ( <i>Osaka, Japan</i> ) .....	3045
Prognostic Significance of Urine N <sup>1</sup> ,N <sup>12</sup> -Diacetylspermine in Patients with Non-small Cell Lung Cancer. M. KATO, H. ONISHI, K. MATSUMOTO, J. MOTOSHITA, N. TSURUTA, K. HIGUCHI, M. KATANO ( <i>Fukuoka, Japan</i> ) .....	3053
Cell-Adhesion Molecule Expression and the Proliferation of Malignant Mesothelioma: A Post-Mortem Examination. K. KURIBAYASHI, H. HIRANO, K. NAKASHO, H. OHYAMA, K. YAMANEGI, C. TABATA, K. FUKUOKA, Y. FUJIMORI, T. NAKANO ( <i>Gifu; Osaka; Hyogo, Japan</i> ) .....	3061
Long-term Follow-up of Intermediate-risk Non-muscle Invasive Bladder Cancer Sub-classified by Multi-coloured FISH. C. MIAN, E. COMPLOJ, E. RESNYAK, E. TRENTI, S. PALERMO, M. LODDE, A. PYCHA, A. AMBROSINI-SPALTRO, C.B. DECHET, A. PYCHA ( <i>Bolzano, Italy; Riga, Latvia; Salt Lake City, UT, USA</i> ) .....	3067
Atypical Lipomatous Tumor with Structural Rearrangements Involving Chromosomes 3 and 8. J. NISHIO, H. IWASAKI, K. NABESHIMA, Y. KAMACHI, M. NAITO ( <i>Fukuoka, Japan</i> ) .....	3073
Role of Novel Risk Classification Method, Prostate Cancer Risk Index (PRIX) for Clinically Localized Prostate Cancer After Highdose- rate Interstitial Brachytherapy as Monotherapy. K. YOSHIDA, H. YAMAZAKI, S. NAKAMURA, K. MASUI, T. KOTSUMA, H. AKIYAMA, E. TANAKA, Y. YOSHIOKA ( <i>Takatsuki; Suita, Osaka; Kyoto, Japan</i> ) .....	3077
Detection of Circulating Tumor Cells in Colorectal and Gastric Cancer Using a Multiplex PCR Assay. A.G. VAIPOULOS, I.D. KOSTAKIS, E. GKIOKA, K.C. ATHANASOULA, E. PIKOULIS, A. PAPALAMBROS, P. CHRISTOPOULOS, H. GOGAS, G. KOURAKLIS, M. KOUTSILIERIS ( <i>Athens, Greece</i> ) .....	3083
How to Improve the Outcome in Patients with AJCC Stage I Hepatocellular Carcinoma. A.Q. YAP, C.A. MILLAN, J.-H. WANG, C.-C. WANG, S.-N. LU, S.-H. WANG, C.-C. LIN, Y.-W. LIU, C.-C. YONG, W.-F. LI, T.-L. LIN, C.-L. CHEN ( <i>Kaohsiung, Taiwan, ROC</i> ) .....	3093

Synovial Sarcoma in Knee Joint, Mimicking Low-grade Sarcoma Confirmed by Molecular Detection of <i>SYT</i> Gene Split. H. KIMURA, N. YAMAMOTO, H. NISHIDA, K. HAYASHI, A. TAKEUCHI, T. NOJIMA, H. IKEDA, S. SAWADA-KITAMURA, H. TSUCHIYA ( <i>Kanazawa, Ishikawa, Japan</i> ) .....	3105
Intratumoral But Not Peritumoral Lymphatic Vessel Density Measured by D2-40 Expression Predicts Poor Outcome in Gastric Cancer – ROC Curve Analysis to Find Cut-off Point. P. DONIZY, J. RUDNO-RUDZINSKA, A. HALON, M. DZIEGALA, J. KABAROWSKI, E. FREJLICH, P. DZIEGIEL, W. KIELAN, R. MATKOWSKI ( <i>Wroclaw, Poland</i> ) .....	3113
Histological Changes After Radiation Therapy in Patients with Lung Cancer: A Prospective Study. G. KARPATHIOU, A. GIATROMANOLAKI, M.I. KOUKOURAKIS, V. MIHAILIDIS, E. SIVRIDIS, D. BOUROS, M.E. FROUDARAKIS ( <i>Alexandroupolis, Greece</i> ).....	3119
Gemcitabine-based Adjuvant Chemotherapy for Patients with Advanced Gallbladder Cancer M. NAKAMURA, H. NAKASHIMA, T. ABE, T. ENSAKO, K. YOSHIDA, K. HINO ( <i>Kurashiki, Japan</i> ) .....	3125
Glasgow Prognostic Score Is a Useful Predictive Factor of Outcome After Palliative Gastrectomy for Stage IV Gastric Cancer. K. MIMATSU, T. OIDA, N. FUKINO, H. KANO, A. KAWASAKI, K. KIDA, Y. KUBOI, S. AMANO ( <i>Kanagawa; Tokyo, Japan</i> ) .....	3131
Prognostic Significance of Pre- and Postoperative Glasgow Prognostic Score for Patients with Non-small Cell Lung Cancer. M. TOMITA, T. AYABE, E. CHOSA, K. NAKAMURA ( <i>Kiyotake, Miyazaki, Japan</i> ) .....	3137
Effect of Long Interval Between Hyperthermochemoradiation Therapy and Surgery for Rectal Cancer on Apoptosis, Proliferation and Tumor Response. T. KATO, T. FUJII, M. IDE, T. TAKADA, T. SUTOH, H. MORITA, R. YAJIMA, S. YAMAGUCHI, S. TSUTSUMI, T. ASAO, T. OYAMA, H. KUWANO ( <i>Maebashi, Gunma; Mibu, Tochigi, Japan</i> ) .....	3141
Vascular Invasion, but not Lymphatic Invasion, of the Primary Tumor Is a Strong Prognostic Factor in Patients with Colorectal Cancer. T. FUJII, T. SUTOH, H. MORITA, R. YAJIMA, S. YAMAGUCHI, S. TSUTSUMI, T. ASAO, H. KUWANO ( <i>Maebashi, Gunma; Mibu, Tochigi, Japan</i> ) .....	3147
Excellent Prognosis of Lepidic-predominant Lung Adenocarcinoma: Low Incidence of Lymphatic Vessel Invasion as a Key Factor. K. ARAKI, Y. KIDOKORO, K. HOSOYA, M. WAKAHARA, Y. MATSUOKA, Y. TAKAGI, T. HARUKI, K. MIWA, Y. TANIGUCHI, S. HORIE, H. NAKAMURA ( <i>Yonago, Japan</i> ) .....	3153
Histological Growth Pattern of and Alpha-actinin-4 Expression in Thyroid Cancer. N. TANAKA, T. YAMASHITA, S. YAMAMOTO, T. MATSUNOBU, H. TSUDA, K. HONDA, T. YAMADA, S. TAMAI, A. SHIOTANI ( <i>Saitama; Tokyo, Japan</i> ).....	3157
Utility of Measuring Circulating Tumor Cell Counts to Assess the Efficacy of Treatment for Carcinomas of Unknown Primary Origin. K. KOMINE, M. INOUE, K. OTSUKA, K. FUKUDA, H. NANJO, H. SHIBATA ( <i>Akita, Japan</i> ) .....	3165
Short-term Clinical Outcomes of Postoperative Intrapelvic Bleeding After Extended Pelvic Surgery: A Single Institute Experience. H. OGAWA, T. MIZUSHIMA, I. TAKEMASA, H. YAMAMOTO, Y. DOKI, M. MORI ( <i>Suita, Osaka, Japan</i> ) .....	3169
Hypothyroidism as a Predictive Clinical Marker of Better Treatment Response to Sunitinib Therapy. D. KUST, M. PRPIĆ, J. MURGIĆ, M. JAZVIĆ, B. JAKŠIĆ, D. KRILIĆ, A. BOLANČA, Z. KUSIĆ ( <i>Zagreb, Croatia</i> ) .....	3177
Gefitinib and Afatinib Treatment in an Advanced Non-small Cell Lung Cancer (NSCLC) Patient Undergoing Hemodialysis. M. BERSANELLI, M. TISEO, F. ARTIOLI, L. LUCCHI, A. ARDIZZONI ( <i>Parma; Modena, Italy</i> ) .....	3185

Relationship Between <i>EGFR</i> Mutations and Clinicopathological Features of Lung Adenocarcinomas Diagnosed via Small Biopsies. H.J. KIM, E.Y. CHOI, H.J. JIN, K.-C. SHIN ( <i>Daegu, Republic of Korea</i> ) .....	3189
The Role of Sentinel Lymph Node Biopsy in Patients with Local Recurrence or In-Transit Metastasis of Melanoma. M. GIPPONI, N. SOLARI, D. GIOVINAZZO, P. QUEIROLO, S. BERTOGLIO, G. VILLA, M. GUALCO, D. BLEIDL, F. CAFIERO ( <i>Genoa, Italy</i> ) .....	3197
Predictive Role of CEA and CYFRA 21-1 in Patients with Advanced-stage NSCLC Treated with Erlotinib. O. FIALA, M. PESEK, J. FINEK, L. BENESOVA, M. MINARIK, Z. BORTLICEK, O. TOPOLCAN ( <i>Prague; Brno, Czech Republic</i> ) .....	3205
Microsatellite Instability Analysis in Uterine Cavity Washings to Detect Endometrial Cancer in Lynch Syndrome. A.-S. BATS, H. BLONS, C. NARJOZ, M.-A. LE FRERE-BELDA, P. LAURENT-PUIG, F. LECURU ( <i>Paris, France</i> ) .....	3211
<i>NAT2</i> , <i>XRCC1</i> and <i>hOGG1</i> Polymorphisms, Cigarette Smoking, Alcohol Consumption and Risk of Upper Aerodigestive Tract Cancer. C.R. MARQUES, T.M. DA SILVA, D.M. DE ALBUQUERQUE, M.S. CHAVES, M.F. MARQUES FILHO, J.S. OLIVEIRA, G. DI PIETRO, S.M.B. SOUSA, A.L. SIMÕES, F. RIOS-SANTOS ( <i>Ilhéus; Jequié; Campinas; Lagarto; Vitória da Conquista; Ribeirão Preto; Cuiabá, Brazil</i> ) .....	3217
Impact of Preoperative Thrombocytosis on Pathological Outcomes and Survival in Patients Treated with Radical Cystectomy for Bladder Carcinoma. M. MOSCHINI, N. SUARDI, F. PELLUCCHI, L. ROCCHINI, G. LA CROCE, U. CAPITANIO, A. BRIGANTI, R. DAMIANO, F. MONTORSI, R. COLOMBO ( <i>Milan; Reggio Emilia; Catanzaro, Italy</i> ) .....	3225
Errata .....	3231
Book Reviews .....	3233
Announcements .....	3241

## Number 7

### Reviews

Cardiotoxicity of Molecular-targeted Drug Therapy. D.L. LE, H. CAO, L.-X. YANG ( <i>San Francisco, CA, USA</i> ) .....	3243
Regulation and Involvement in Cancer and Pathological Conditions of MAGII, a Tight Junction Protein. X. FENG, S. JIA, T.A. MARTIN, W.G. JIANG ( <i>Hohhot, PR China; Cardiff, UK</i> ) .....	3251
Erdheim-Chester Disease: A Comprehensive Review. A.M. ABDELFATTAH, K. ARNAOUT, I.A. TABBARA ( <i>Washington, DC, USA; Alexandria, Egypt</i> ) .....	3257

### Experimental Studies

Advantage of Lutetium-177 versus Radioiodine Immunoconjugate in Targeted Radionuclide Therapy of B-cell Tumors. A. REPETTO-LLAMAZARES, N. ABBAS, Ø.S. BRULAND, J. DAHLE, R.H. LARSEN ( <i>Oslo, Norway</i> ) .....	3263
Characterizing the Sphingomyelinase Pathway Triggered by PRIMA-1 Derivatives in Lung Cancer Cells with Differing p53 Status. E. SOANS, S.C. EVANS, C. CIPOLLA, E. FERNANDES ( <i>Athens, OH, USA</i> ) .....	3271
Coordinated Expression of Cyclin-dependent Kinase-4 and its Regulators in Human Oral Tumors. M.J. POI, T.J. KNOBLOCH, M.T. SEARS, L.K. UHRIG, B.M. WARNER, C.M. WEGHORST, J. LI ( <i>Columbus, OH, USA</i> ) .....	3285

Differential Growth Inhibition of Cerebral Metastases by Anti-angiogenic Compounds. D.K. MARTIN, O. UCKERMANN, A. BERTRAM, C. LIEBNER, S. HENDRUSCHK, K.H. SITOCI-FICICI, G. SCHACKERT, E.M. LORD, A. TEMME, M. KIRSCH ( <i>Dresden, Germany; Rochester, NY, USA</i> ) .....	3293
CRBP-1 Expression in Ovarian Cancer: A Potential Therapeutic Target. E. DOLDO, G. COSTANZA, A. FERLOSIO, D. PASSERI, S. BERNARDINI, M.G. SCIOLI, D. MAZZAGLIA, S. AGOSTINELLI, D. DEL BUFALO, B. CZERNOBILSKY, A. ORLANDI ( <i>Rome, Italy; Ness-Zione, Israel</i> ) .....	3303
Validation of 2-mm Tissue Microarray Technology in Gastric Cancer. Agreement of 2-mm TMAs and Full Sections for Glut-1 and Hif-1 Alpha. F. BERLTH, S.P. MÖNIG, H.A. SCHLÖSSER, M. MAUS, C.T.H. BALTIN, A. URBANSKI, U. DREBBER, E. BOLLSCHWEILER, A.H. HÖLSCHER, H. ALAKUS ( <i>Cologne, Germany; La Jolla, CA, USA</i> ) .....	3313
Comparison of Colorectal Cancer in Differentially Established Liver Metastasis Models. W.Y. LEE, H.K. HONG, S.K. HAM, C.I. KIM, Y.B. CHO ( <i>Seoul, Republic of Korea</i> ) .....	3321
The Synergistic Effect of Rapamycin Combined with 5-Fluorouracil in BALB/cByJNarl Mice Bearing CT-26 Tumor Cells. T.-H. CHAO, G.-R. CHANG, W.-Y. CHEN, P.-L. CHEN, F.C. MAO ( <i>Taichung, Taiwan, ROC</i> ) .....	3329
TYRO3 as a Potential Therapeutic Target in Breast Cancer. R.C. EKYALONGO, T. MUKOHARA, Y. FUNAKOSHI, H. TOMIOKA, Y. KATAOKA, Y. SHIMONO, N. CHAYAHARA, M. TOYODA, N. KIYOTA, H. MINAMI ( <i>Kobe, Japan</i> ) .....	3337
PKC Potentiates Tyrosine Kinase Inhibitors STI571 and Dasatinib Cytotoxic Effect. A. TOBÍO, A. ALFONSO, L.M. BOTANA ( <i>Lugo, Spain</i> ) .....	3347
Combination of Lipitor and Celebrex Inhibits Prostate Cancer VCaP Cells <i>In Vitro</i> and <i>In Vivo</i> . H. HUANG, X.-X. CUI, S. CHEN, S. GOODIN, Y. LIU, Y. HE, D. LI, H. WANG, J. VAN DOREN, R.S. DIPAOLO, A.H. CONNEY, X. ZHENG ( <i>Guangzhou, PR China; Piscataway; New Brunswick, NJ, USA</i> ) .....	3357
A Combined Lymphokine-activated Killer (LAK) Cell Immunotherapy and Adenovirus- <i>p53</i> Gene Therapy for Head and Neck Squamous Cell Carcinoma. H. SAITO, S. ANDO, N. MORISHITA, K.-M. LEE, D. DATOR, D. DY, K. SHIGEMURA, Z. ADHIM, K.-I. NIBU, M. FUJISAWA, T. SHIRAKAWA ( <i>Kobe, Japan; Seoul, Republic of Korea; Quezon City; Global City, Philippines</i> ) .....	3365
Impact of Co-administered Drugs on Drug Monitoring of Capecitabine in Patients with Advanced Colorectal Cancer. V. SCHREIBER, M. KITZMUELLER, M. POXHOFER, S. GINTERSDORFER, C. NEUDORFER, M. LICHTNECKERT, C. DITTRICH, M. CZEJKA ( <i>Vienna, Austria</i> ) .....	3371
The Angiopoietin-Tie2 Pathway Is a Potential Therapeutic Target in Urothelial Carcinoma. W. JIAN, J.M. LEVITT, S.P. LERNER, G. SONPAVDE ( <i>Houston, TX; Birmingham, AL, USA</i> ) .....	3377
The Preclinical Activity of Lenalidomide in Indolent Urothelial Carcinoma. W. JIAN, J.M. LEVITT, S.P. LERNER, G. SONPAVDE ( <i>Houston, TX; Birmingham, AL, USA</i> ) .....	3383
Antitumor Effect of a Novel Phenanthroindolizidine Alkaloid Derivative Through Inhibition of Protein Synthesis. S. UENO, R. YAMAZAKI, T. IKEDA, T. YAEGASHI, T. MATSUZAKI ( <i>Kunitachi, Tokyo, Japan</i> ) .....	3391
Additive Cytotoxic Effects of Dihydroartemisinin and Sodium Salicylate on Cancer Cells. M. WICKERATH, N.P. SINGH ( <i>Seattle, WA, USA</i> ) .....	3399
Valproic Acid Enhances the Anti-tumor Effect of Pegylated Interferon- $\alpha$ Towards Pancreatic Cancer Cell Lines. K. SUGIMOTO, M. SHIMADA, T. UTSUNOMIYA, Y. MORINE, S. IMURA, T. IKEMOTO, S. IWAHASHI ( <i>Tokushima, Japan</i> ) .....	3403

Allogeneic DCG Promote Lung NK Cell Activation and Antitumor Effect After Invariant NKT Cell Activation. H. HASEGAWA, K. YAMASHITA, D. OTUBO, S.-I. FUJII, T. KAMIGAKI, D. KURODA, Y. KAKEJI ( <i>Kobe; Yokohama, Japan</i> ) .....	3411
Isolation of Prostate Cancer-related Exosomes. K. MIZUTANI, R. TERAZAWA, K. KAMEYAMA, T. KATO, K. HORIE, T. TSUCHIYA, K. SEIKE, H. EHARA, Y. FUJITA, K. KAWAKAMI, M. ITO, T. DEGUCHI ( <i>Gifu; Tokyo, Japan</i> ) .....	3419
Clinical Significance of Tartrate-resistant Acid Phosphatase Type-5 Expression in Human Gastric Cancer. M. KAWAMURA, K. TANAKA, Y. TOIYAMA, Y. OKUGAWA, M. OKIGAMI, H. YASUDA, S. SAIGUSA, M. OHI, Y. INOUE, K. UCHIDA, Y. MOHRI, M. KUSUNOKI ( <i>Mie, Japan</i> ) .....	3425
Endoglin (CD105) Is a Useful Marker for Evaluating Microvessel Density and Predicting Prognosis in Esophageal Squamous Cell Carcinoma. T. SAKURAI, H. OKUMURA, M. MATSUMOTO, Y. UCHIKADO, T. OWAKI, Y. KITA, T. SETOYAMA, I. OMOTO, Y. KIJIMA, S. ISHIGAMI, S. NATSUGOE ( <i>Kagoshima, Japan</i> ) .....	3431
PROX1 Expression in Gastric Cancer: From Hypothesis to Evidence. O. TABAN, A.M. CIMPEAN, M. RAICA, S. OLARIU ( <i>Timișoara, Timis, Romania</i> ) .....	3439
HeLa Human Cervical Cancer Cell Migration Is Inhibited by Treatment with Dibutyl- <i>c</i> AMP. J.-W. LEE, J. LEE, E.-Y. MOON ( <i>Seoul, Republic of Korea</i> ) .....	3447
Synergistic Antitumor Effect of NVP-BEZ235 and Sunitinib on Docetaxel-resistant Human Castration-resistant Prostate Cancer Cells. H.S. PARK, S.K. HONG, M.M. OH, C.Y. YOON, S.J. JEONG, S.S. BYUN, J. CHEON, S.E. LEE, D.G. MOON ( <i>Seoul; Gyeonggi-do, Republic of Korea</i> ) .....	3457
KML001 Inhibits Cell Proliferation and Invasion in Pancreatic Cancer Cells through Suppression of NF- $\kappa$ B and VEGF-C. M.H. YANG, H.T. KIM, K.T. LEE, S. YANG, J.K. LEE, K.H. LEE, J.C. RHEE ( <i>Seoul, Republic of Korea</i> ) .....	3469
Heat-shock Protein HSPB1 Attenuates MicroRNA <i>miR-1</i> Expression Thereby Restoring Oncogenic Pathways in Prostate Cancer Cells. M.B. STOPE, C. STENDER, T. SCHUBERT, S. PETERS, M. WEISS, P. ZIEGLER, U. ZIMMERMANN, R. WALTHER, M. BURCHARDT ( <i>Greifswald; Aachen, Germany</i> ).....	3475
Association of Serum and Intratumoral Cytokine Profiles with Tumor Stage and Neutrophil Lymphocyte Ratio in Colorectal Cancer. Y.W. KIM, S.-K. KIM, C.S. KIM, I.Y. KIM, M.Y. CHO, N.K. KIM ( <i>Wonju; Seoul, Republic of Korea</i> ) .....	3481
Stimulation of Breast Cancer Cell Lines by Post-surgical Drainage Fluids. L. RAMOLU, D. CHRIST, J. ABECASSIS, J.-F. RODIER ( <i>Strasbourg, France</i> ).....	3489
GRP78 Up-regulation Leads to Hypersensitization to Cisplatin in A549 Lung Cancer Cells. M. AHMAD, I.F. HAHN, S. CHATTERJEE ( <i>Fargo; Grand Forks, ND; Cleveland, OH, USA</i> ) .....	3493
Polymorphism of <i>Interleukin-6</i> Is Not Associated with the Presence or Absence of High HPV E6/E7. C.R. CINTI PORTO, J.P.F. DE OLIVEIRA KLEINE, A. LONGATTO-FILHO, I.D.C.G. DA SILVA ( <i>São Paulo; Barretos, Brazil; Braga; Braga Guimarães, Portugal</i> ) .....	3501
Antileukemic Activity of <i>Tillandsia recurvata</i> and Some of its Cycloartanes. H.I.C. LOWE, N.J. TOYANG, C.T. WATSON, K.N.N. AYEAH, J. BRYANT ( <i>Kingston, Jamaica; Wellington, FL; Baltimore, MD, USA</i> ) .....	3505
Dual Role of Host <i>Par2</i> in a Murine Model of Spontaneous Metastatic B16 Melanoma. T. OLEJAR, D. VETVICKA, M. ZADINOVA, P. POUCKOVA, J. KUKAL, P. JEZEK, R. MATEJ ( <i>Prague, Czech Republic</i> ) .....	3511

<i>ABCB1</i> Polymorphism as a Predictive Biomarker for Amrubicin-induced Neutropenia. O. TAKAKUWA, T. OGURI, T. UEMURA, E. KUNII, M. NAKAO, H. HIJIKATA, Y. KAWAGUCHI, H. OHKUBO, M. TAKEMURA, K. MAENO, A. NIIMI ( <i>Nagoya, Aichi, Japan</i> ) .....	3517
Role of Cytokine Gene Polymorphisms in Gastric Cancer Risk in Chile. P. GONZALEZ-HORMAZABAL, M. MUSLEH, M. BUSTAMANTE, J. STAMBUK, S. ESCANDAR, H. VALLADARES, E. LANZARINI, H. CHIONG, J. ROJAS, V.G. CASTRO, C. RUBIO-REYES, L. JARA, Z. BERGER ( <i>Santiago, Chile</i> )..	3523
Proteinase K-containing Lipid Nanoparticles for Therapeutic Delivery of siRNA LOR-1284. D.C. KIM, Y.A. CHO, H. LI, B.C. YUNG, R.J. LEE ( <i>Jinju, South Korea; Columbus, OH, USA</i> ) .....	3531
Immunohistochemical Evaluation of CXCL12–CXCR4 Axis and VEGFR3 Expression in Primary Urothelial Cancer and its Recurrence. O. BATSI, I. GIANNOPOULOU, I. NESSERIS, C. VALAVANIS, H. GAKIOPOULOU, E.S. PATSOURIS, P. ARAPANDONI–DADIOTI, A.C. LAZARIS ( <i>Athens; Piraeus, Greece</i> ).....	3537
Quantitative Structure–Cytotoxicity Relationship of Phenylpropanoid Amides. C. SHIMADA, Y. UESAWA, M. ISHIHARA, H. KAGAYA, T. KANAMOTO, S. TERAOKUBO, H. NAKASHIMA, K. TAKAO, T. SAITO, Y. SUGITA, H. SAKAGAMI ( <i>Sakado, Saitama; Kiyose, Tokyo; Kanagawa, Japan</i> ) .....	3543
Antitumor Activity of Acriflavine in Human Hepatocellular Carcinoma Cells. C.-J. LEE, C.-H. YUE, Y.-Y. LIN, J.-C. WU, J.-Y. LIU ( <i>Taichung; Taipei, Taiwan, ROC</i> ) .....	3549
CGP74514A Enhances TRAIL-induced Apoptosis in Breast Cancer Cells by Reducing X-linked Inhibitor of Apoptosis Protein. S. PARK, S.-M. SHIM, S.-H. NAM, L. ANDERA, N. SUH, I. KIM ( <i>Seoul, Republic of Korea; Prague, Czech Republic</i> ) .....	3557
<i>Clinical Studies</i>	
Clinical Implications of the ISC Technique for Breast Cancer Radiotherapy and Comparison with Clinical Recommendations. A.M. FLEJMER, D. JOSEFSSON, M. NILSSON, M. STENMARKER, A. DASU ( <i>Linköping; Jönköping, Sweden</i> ) .....	3563
Oleic Acid, Deglycosylated Vitamin D-Binding Protein, Nitric Oxide: A Molecular Triad Made Lethal to Cancer. M. RUGGIERO, E. WARD, R. SMITH, J.J.V. BRANCA, D. NOAKES, G. MORUCCI, M. TAUBMANN, L. THYER, S. PACINI ( <i>Firenze, Italy; Cambridge; Channel Islands, UK; Bayreuth, Germany</i> ) .....	3569
First Report of Trastuzumab Treatment After Postoperative Takotsubo Cardiomyopathy. M.L BURG, H. BROSSAT, P. BARTHELEMY, A. IMPERIALE, A. TRINH, C.A. HAZAM, J.-P. BERGERAT, C. MATHELIN ( <i>Strasbourg, France</i> ).....	3579
Phase II Study of S-1 in Combination with Trastuzumab for HER2-positive Metastatic Breast Cancer. T. TAKASHIMA, T. NAKAYAMA, K. YOSHIDOME, H. KAWAJIRI, S. KAMIGAKI, J. TSURUTANI, T. ARAI, T. ITO, Y. KOMOIKE, T. DOI, N. MASUDA, K. MIYAUCHI, Y. MIYOSHI, J. SAKAMOTO, S. MORITA, T. TAGUCHI ( <i>Osaka; Sakai; Kagawa; Kanagawa; Hyogo; Nagoya; Kyoto, Japan</i> ).....	3583
Perioperative Venous Thromboembolism in Patients with Gynecological Malignancies: A Lesson from Four Years of Recent Clinical Experience. A. MORIMOTO, Y. UEDA, T. YOKOI, Y. TOKIZAWA, K. YOSHINO, M. FUJITA, T. KIMURA, E. KOBAYASHI, S. MATSUZAKI, T. EGAWA-TAKATA, K. SAWADA, T. TSUTSUI, T. KIMURA ( <i>Osaka, Japan</i> ) .....	3589
The Effect of Doxorubicin Loading on Response and Toxicity with Drug-eluting Embolization in Resectable Hepatoma: A Dose Escalation Study. D. KLASS, D. OWEN, A. BUCZKOWSKI, S.W. CHUNG, C.H. SCUDAMORE, A.A. WEISS, E.M. YOSHIDA, J.-A. E. FORD, S. HO, D.M. LIU ( <i>Vancouver, BC, Canada</i> ) .....	3597



Significance of Syndecan-1 Expression in Ductal Carcinoma <i>In Situ</i> of the Breast. K. TIEMANN, M.T. WEIGEL, I. ALKATOUT, A.S. WENNERS, H. MUNDHENKE, F.W. SCHÄFER, M. BAUER, C. SCHEM, N. MAASS, W. JONAT, C. MUNDHENKE ( <i>Kiel; Hamburg; Aachen, Germany</i> ).....	3607
Inflammation-based Prognostic Score Predicts Biliary Stent Patency in Patients with Unresectable Malignant Biliary Obstruction. Y. IWASAKI, M. ISHIZUKA, M. KATO, J. KITA, M. SHIMODA, K. KUBOTA ( <i>Mibu, Tochigi, Japan</i> ).....	3617
Use of Pre-treatment <sup>18</sup> F-FAMT PET to Predict Patient Survival in Squamous Cell Carcinoma of the Esophagus Treated by Curative Surgery. M. SOHDA, M. SAKAI, H. HONJYO, K. HARA, D. OZAWA, S. SUZUKI, N. TANAKA, T. YOKOBORI, T. MIYAZAKI, M. FUKUCHI, T. HIGUCHI, Y. TSUSHIMA, H. KUWANO ( <i>Maebashi, Japan</i> ) .....	3623
Hepatitis B Viral Reactivation Secondary to Imatinib Treatment in a Patient with Gastrointestinal Stromal Tumor. E.J. WALKER, J.P. SIMKO, A.H. KO ( <i>San Francisco, CA, USA</i> ) .....	3629
Periductal Stromal Tumor of the Breast with Synchronous Bilateral Breast Cancer. S.Y. KI, H.S. LIM, J.S. LEE, S.Y. PARK, N.Y. YIM, S.H. HEO, M.H. PARK, J.S. CHO, S.H. SHIN ( <i>Hwasun-gun, Jeollanam-do, Republic of Korea</i> ).....	3635
Circulating Tumor Cells in Localized Prostate Cancer: Isolation, Cultivation <i>In Vitro</i> and Relationship to T-Stage and Gleason Score. K. KOLOSTOVA, M. BROUL, J. SCHRAML, M. CEGAN, R. MATKOWSKI, M. FIUTOWSKI, V. BOBEK ( <i>Prague; Usti nad Labem, Czech Republic; Wroclaw, Poland</i> ) .....	3641
Tubular Breast Cancer. A Retrospective study. P. FRITZ, K. BENDRAT, M. SONNENBERG, C. TRAUTMANN, G. OTT, E. HEIDEMANN, F. BRINKMANN, S. FAISST, A. GERTEIS, H. BRAUCH, M. SCHWAB, C. LINDNER, K. FRIEDRICH, M.D. ALSCHER, J. DIPPON, A. NIENDORF ( <i>Stuttgart, Hamburg; Tubingen, Germany</i> ).....	3647
Quantitative Expression of Estrogen Receptor on Relapse Biopsy for ER-positive Breast Cancer: Prognostic Impact. M.V. DIECI, F. PIACENTINI, M. DOMINICI, C. OMARINI, A. GOUBAR, G. FICARRA, P. CONTE, V. GUARNERI ( <i>Padova; Modena, Italy; Villejuif, France</i> ).....	3657
A Retrospective Study of Patients with Malignant PEComa Receiving Treatment with Sirolimus or Temsirolimus: The Royal Marsden Hospital Experience. C. BENSON, J. VITFELL-RASMUSSEN, M. MARUZZO, C. FISHER, N. TUNARIU, S. MITCHELL, O. AL-MUDERIS, K. THWAY, J. LARKIN, I. JUDSON ( <i>London, UK; Herlev, Denmark</i> ).....	3663
Clinical Pharmacokinetics of Capecitabine and its Metabolites in Combination with the Monoclonal Antibody Bevacizumab. A. FARKOUH, W. SCHEITHAUER, P. BUCHNER, A. GEORGOPOULOS, J. SCHUELLER, B. GRUENBERGER, M. CZEJKA ( <i>Vienna, Austria</i> ) .....	3669
Influence of Learning Disabilities on the Tumour Predisposition Syndrome NF1 – Survey from Adult Patients’ Perspective. S. GRANSTRÖM, R.E. FRIEDRICH, A.K. LANGENBRUCH, M. AUGUSTIN, V.-F. MAUTNER ( <i>Hamburg, Germany</i> ).....	3675
Third-Line Trabectedin for a Metastatic Desmoplastic Small Round Cell Tumour Treated with Multimodal Therapy. A.E. BRUNETTI, S. DELCURATOLO, V. LORUSSO, L. PALERMO, A. DI GIORGIO, S. PISCONTI, N. SILVESTRIS ( <i>Bari; Rome; Taranto, Italy</i> ) .....	3683
Prevalence of Perfusion Defects Detected by Stress <sup>99m</sup> Techetium Sestamibi Myocardial Perfusion Single-photon Emission Computed Tomography in Asymptomatic Patients with Breast Cancer. B. MELICHAR, J. DOLEŽAL, V. ŠRÁMEK, H. KALÁBOVÁ, L. KUJOVSKÁ-KRČMOVÁ, R. HYŠPLER, H. ŠTUDENTOVÁ, M. VOŠMIK, M. PECKA, A. SVOBODNÍK, L. PECEN, M. DOLEŽEL, D. SOLICHOVÁ ( <i>Olomouc; Hradec Králové; Brno, Czech Republic</i> ).....	3689

Molecular-targeted Therapy for Chemotherapy-refractory Gastric Cancer: A Case Report and Literature Review. H.-Y. KUO, K.-H. YEH ( <i>Taipei, Taiwan, ROC</i> ) .....	3695
Rare Co-existence of Mutation in <i>KRAS</i> and <i>ALK</i> Gene Rearrangement in an Adenocarcinoma Patient – A Case Report. I. HOMA, M. SAWICKI, K. WOJAS-KRAWCZYK, M. NICOŚ, R. MLAK, T. POWRÓZEK, P. KRAWCZYK, P. PRZYBYLSKI, E. CZEKAJSKA-CHEHAB, J. MILANOWSKI ( <i>Lublin; Warsaw, Poland</i> ) ...	3701
Comparison of Two ERCC1 Antibodies as Prognostic and Predictive Biomarkers for Early Non-small Cell Lung Cancer. T.R. MULEY, M. SIANIDOU, M. THOMAS, H. BISCHOFF, H. DIENEMANN, M. MEISTER, M.A. SCHNEIDER, P.A. SCHNABEL, A. WARTH ( <i>Heidelberg, Germany</i> ) .....	3707
Incidence of Hepatitis in Patients with Evidence of Past or Current Hepatitis B or C During Chemotherapy for Early Breast Cancer. A. LEVAGGI, A. DE MARIA, B. DOZIN, G. IACONO, C. BIGHIN, S. GIRAUDI, M. LAMBERTINI, A. D'ALONZO, F. POGGIO, P. PRONZATO, L. DEL MASTRO ( <i>Genoa, Italy</i> ) .....	3715
Conservative Treatment for Patients with Osteoid Osteoma: A Case Series. H. AIBA, K. HAYASHI, H. INATANI, Y. SATOSHI, N. WATANABE, H. SAKURAI, H. TSUCHIYA, T. OTSUKA ( <i>Nagoya; Seto, Aichi; Kanazawa, Japan</i> ).....	3721
Metastatic Spinal Cord Compression from Pancreatic Cancer. D. RADES, S. HUTTENLOCHER, S.E. SCHILD, T. BARTSCHT ( <i>Lübeck, Germany; Scottsdale, AZ, USA</i> ).....	3727
Significant Association of <i>Interleukin-10</i> Genotypes and Oral Cancer Susceptibility in Taiwan. C.-W. TSAI, W.-S. CHANG, K.-C. LIN, L.-C. SHIH, M.-H. TSAI, C.-L. HSIAO, M.-D. YANG, CH.-C. LIN, D.-T. BAU ( <i>Taichung, Taiwan, ROC</i> ).....	3731
Studying Navitoclax, a Targeted Anticancer Drug, in Healthy Volunteers – Ethical Considerations and Risk/Benefit Assessments and Management. H. XIONG, R.S. PRADHAN, A. NADA, A.P. KRIVOSHIK, K.D. HOLEN, J.W. RHODES, G.B. GORDON, R. HUMERICKHOUSE, W.M. AWNI ( <i>North Chicago; Northbrook, IL; Cheshire, CT; New York, NY, USA</i> ) .....	3739
Two Different Intensity-modulated Radiotherapy Strategies for Patients with High-risk Prostate Cancer. F. DE FELICE, D. MUSIO, R. CAIAZZO, V. PANEBIANCO, N. RAFFETTO, V. TOMBOLINI ( <i>Rome, Italy</i> ) .....	3747
Significance of CEA and CA19-9 Combination as a Prognostic Indicator and for Recurrence Monitoring in Patients with Stage II Colorectal Cancer. M. SHIBUTANI, K. MAEDA, H. NAGAHARA, H. OHTANI, K. SAKURAI, T. TOYOKAWA, N. KUBO, H. TANAKA, K. MUGURUMA, M. OHIRA, K. HIRAKAWA ( <i>Osaka, Japan</i> ).....	3753
Docetaxel/ TS-1 with Radiation for Unresectable Squamous Cell Carcinoma of the Esophagus - A Phase II Trial. H. MATSUMOTO, H. KUBOTA, M. HIGASHIDA, E. YODEN, J. HIRATSUKA, K. HARUMA, M. NAKAMURA, T. HIRAI ( <i>Kurashiki, Okayama, Japan</i> ) .....	3759
Induction Chemotherapy with Docetaxel, Cisplatin and Fluorouracil Followed by Surgery and Concurrent Chemoradiotherapy Improves Outcome of Recurrent Advanced Head and Neck Squamous Cell Carcinoma. W.-C. YANG, C.-H. CHEN, J.-Y. TANG, C.-F. WU, Y.-C. LIU, Y. SUN, S.-F. LIN ( <i>Kaohsiung, Taiwan, ROC; New York, NY, USA</i> ) .....	3765
Serum Albumin and Prealbumin Do Not Predict Recurrence in Patients with Breast Cancer. T. FUJII, R. YAJIMA, T. TAKADA, T. SUTOH, H. MORITA, S. YAMAGUCHI, S. TSUTSUMI, H. KUWANO ( <i>Gunma; Mibu, Tochigi, Japan</i> ).....	3775
Leukopenia as a Biomarker of Sunitinib Outcome in Advanced Renal Cell Carcinoma. T. FUJITA, Y. WAKATABE, K. MATSUMOTO, K.-I. TABATA, K. YOSHIDA, M. IWAMURA ( <i>Sagamihara, Kanagawa, Japan</i> ).....	3781

Successfully-treated Advanced Bile Duct Cancer of Donor Origin After Hematopoietic Stem Cell Transplantation by Pancreaticoduodenectomy: A Case Report. K. HARUKI, H. SHIBA, Y. FUTAGAWA, S. WAKIYAMA, T. MISAWA, K. YANAGA ( <i>Tokyo, Japan</i> ).....	3789
Chemotherapy for Advanced Endometrial Cancer with Carboplatin and Epirubicin. S.H. TIRMAZY, U. BARTHAKUR, A. EL-MODIR, S. ANWAR, I. FERNANDO ( <i>Birmingham, UK</i> ) .....	3793
Ultrasound Evaluation of Cervical Regeneration after LLETZ for Cervical Intraepithelial Neoplasia: A Prospective Observational Study. F. NICOLAS, A.-L. ROBERT, V. LAVOUÉ, S. HENNO, A. TAVENARD, B. LAVIOLLE, J. LEVÉQUE ( <i>Rennes, Brittany, France</i> ) .....	3799
MicroRNA Signature for HER2-positive Breast and Gastric Cancer. J. KIM, S.-G. JANG, S.Y. KWON, Y.S. PARK, H.S. KANG, J.E. GREEN, H.K. KIM, J. RO ( <i>Goyang; Daegu; Seoul, Republic of Korea; Bethesda, MD, USA</i> ) .....	3807
The Lack of Evidence for Correlation of Pyruvate Kinase M2 Expression with Tumor Grade in Non-small Cell Lung Cancer. C. KOBIERZYCKI, B. PULA, B. WERYNSKA, A. PIOTROWSKA, B. MUSZCZYNSKA-BERNHARD, P. DZIEGIEL, D. RAKUS ( <i>Wroclaw, Poland</i> ) .....	3811
Prognostic Significance of Pre-treatment Neutrophil: Lymphocyte Ratio in Japanese Patients with Breast Cancer. K. NAKANO, M. HOSODA, M. YAMAMOTO, H. YAMASHITA ( <i>Sapporo, Japan</i> ) .....	3819
Non-small Cell Lung Cancer Patients with <i>EML4-ALK</i> Fusion Gene Are Insensitive to Cytotoxic Chemotherapy. Y. MORODOMI, M. TAKENOYAMA, E. INAMASU, R. TOYOZAWA, M. KOJO, G. TOYOKAWA, Y. SHIRAIISHI, T. TAKENAKA, F. HIRAI, M. YAMAGUCHI, K. TAGUCHI, T. SETO, K. SUGIO, Y. ICHINOSE ( <i>Fukuoka, Japan</i> ) .....	3825
Stereotactic Vacuum-assisted Breast Biopsy (VABB) – A patients’ Survey. A. ELLER, R. JANKA, M. LUX, M. SAAKE, R. SCHULZ-WENDTLAND, M. UDER, E. WENKEL ( <i>Erlangen, Germany</i> ).....	3831
Impact of Itraconazole on the Survival of Heavily Pre-treated Patients with Triple-Negative Breast Cancer. H. TSUBAMOTO, T. SONODA, K. INOUE ( <i>Nishinomiya, Hyogo; Kobe, Japan</i> ).....	3839
The Microenvironment in the Human Lung Partly Determines the Site of the First Metastasis. M. YANAR, F. ABEL, T. HAALCK, S. KLUTMANN, U. SCHUMACHER ( <i>Hamburg, Germany</i> ).....	3845
Possibilities of Fertility Preservation in Young Patients with Ovarian Cancer. M. HENES, F. NEIS, B. KRÄMER, C. WALTER, S. BRUCKER, M. VON WOLFF, R. ROTHMUND, B. LAWRENZ, K. RALL ( <i>Tuebingen, Germany; Bern, Switzerland; Abu Dhabi, United Arab Emirates</i> ).....	3951
Second Primary Malignancies in Adult Acute Myeloid Leukemia - A US Population-based Study. K.B. GHIMIRE, B.K. SHAH ( <i>Mason City, IA; Lewiston, ID, USA</i> ).....	3855
High-dose-rate Brachytherapy and Concurrent Chemoradiotherapy Followed by Surgery for Stage Ib-IIb Cervical Cancer: Single Institution Experience. A. FRÖBE, G. JONES, T. BOKULIĆ, I. MRČELA, M. BUDANEC, J. MURGIĆ, B. JAKŠIĆ, M. PRPIĆ, A. BOLANČA, Z. KUSIĆ ( <i>Zagreb, Croatia; Mississauga, ON, Canada</i> ).....	3861

**Number 8**

*Review*

The *RECK* Gene and Biological Malignancy—Its Significance in Angiogenesis and Inhibition of Matrix Metalloproteinases. M. ALEXIUS-LINDGREN, E. ANDERSSON, I. LINDSTEDT, W. ENGSTRÖM (Uppsala, Sweden) ..... 3867

*Experimental Studies*

Alterations in Gene Expression During Radiation-Induced Mitotic Catastrophe in HeLa Hep2 Cells. T. LINDGREN, T. STIGBRAND, L. JOHANSSON, K. RIKLUND, D. ERIKSSON (Umeå, Sweden) ..... 3875

Worse Prognosis of Osteosarcoma Patients Expressing IGF-1 on a Tissue Microarray. T. JENTZSCH, B. ROBL, M. HUSMANN, B. BODE-LESNIEWSKA, B. FUCHS (Zürich, Switzerland) ..... 3881

Benzimidazole Analogs as Potent Hypoxia Inducible Factor Inhibitors: Synthesis, Biological Evaluation, and Profiling Drug-like Properties. J. CHEN, J. WANG, L.P. SCHWAB, K.-T. PARK, T.N. SEAGROVES, L.K. JENNINGS, D.D. MILLER, W. LI (Memphis; Knoxville, TN, USA) ..... 3891

Analysis of MUC4 Expression in Human Pancreatic Cancer Xenografts in Immunodeficient Mice. D. ANSARI, M.P. BAUDEN, A. SASOR, C. GUNDEWAR, R. ANDERSSON (Lund, Sweden) ..... 3905

Intratumoral Lymphangiogenesis and Prognostic Significance of VEGFC Expression in Gastric Cancer. K. IKEDA, E. OKI, H. SAEKI, K. ANDO, M. MORITA, Y. ODA, M. IMAMURA, Y. KAKEJI, Y. MAEHARA (Fukuoka, Japan) ..... 3911

Tumor Regression by CD4 T-Cells Primed with Dendritic/Tumor Fusion Cell Vaccines. S. KOIDO, Y. ENOMOTO, V. APOSTOLOPOULOS, J. GONG (Chiba; Tokyo, Japan; Melbourne, VIC, Australia; Boston, MA, USA) ..... 3917

Optimal Production of a Fusion Protein Consisting of a Single-chain Variable Fragment Antibody Against a Tumor-associated Antigen and Interleukin-2 in Fed-batch Culture of *Pichia pastoris*. S. ANULEEJUN, T. PALAGA, Y. KATAKURA, MOTOMU KUROKI, MASAHIDE KUROKI, S.C. NAPATHORN (Bangkok, Thailand; Suita; Fukuoka, Japan) ..... 3925

High Expression of Fusion Proteins Consisting of a Single-chain Variable Fragment Antibody Against a Tumor-associated Antigen and Interleukin-2 in *Escherichia coli*. S.C. NAPATHORN, MOTOMU KUROKI, MASAHIDE KUROKI (Bangkok, Thailand; Fukuoka, Japan) ..... 3937

Random Migration Contributes to Cytotoxicity of Activated CD8+ T-Lymphocytes But Not NK cells. H. ONISHI, A. KIYOTA, N. KOYA, H. TANAKA, M. UMEBAYASHI, M. KATANO, T. MORISAKI (Fukuoka, Japan) ..... 3947

Prognostic MicroRNA Expression Signature from Examination of Colorectal Primary and Metastatic Tumors. C. ELLERMEIER, S. VANG, K. CLEVELAND, W. DURAND, M.B. RESNICK, A.S. BRODSKY (Providence, RI, USA) ..... 3957

Nuclear Expression of Phosphorylated Focal Adhesion Kinase Is Associated with Poor Prognosis in Human Colorectal Cancer. A. ALBASRI, W. FADHIL, J.H. SCHOLEFIELD, L.G. DURRANT, M. ILYAS (Nottingham, UK; Medina, Saudi Arabia) ..... 3969

Potentiation of Natural Killer Cell Activity with Myricetin. C. LINDQVIST, M. BOBROWSKA-HÄGERSTRAND, L. MRÓWCZYŃSKA, C. ENGBLOM, H. HÄGERSTRAND (Turku, Finland; Poznań, Poland) ..... 3975

Anti-tumor Effect of Novel Cationic Biomaterials in Prostate Cancer. G. GAKHAR, H. LIU, R. SHEN, D. SCHERR, D. WU, D. NANUS, C.-C. CHU ( <i>New York; Ithaca, NY, USA</i> ) .....	3981
Extracellular Matrix of Galectin-1-exposed Dermal and Tumor-associated Fibroblasts Favors Growth of Human Umbilical Vein Endothelial Cells <i>In Vitro</i> : A Short Report. V. PERŽELOVÁ, L. VARINSKÁ, B. DVOŘÁNKOVÁ, P. SZABO, P. SPURNÝ, J. VALACH, J. MOJŽIŠ, S. ANDRÉ, H.-J. GABIUS, K. SMETANA JR., P. GÁL ( <i>Košice; Bratislava, Slovak Republic; Prague, Czech Republic; Munich, Germany</i> ) .....	3991
Expression of Somatostatin Type-2 and -4 Receptor and Correlation with Histological Type in Breast Cancer. A. FRATI, R. ROUZIER, B. LESIEUR, G. WERKOFF, M. ANTOINE, A. RODENAS, E. DARAI, E. CHEREAU ( <i>Paris; Marseille, France</i> ) .....	3997
Histological Groups of Human Postpubertal Testicular Germ Cell Tumours Harbour Different Genetic Alterations. T. VLADUŠIĆ, R. HRAŠĆAN, B. KRUŠLIN, N. PEĆINA-ŠLAUS, K. PERICA, A. BIĆANIĆ, I. VRHOVAC, M. GAMULIN, J. FRANEKIĆ ( <i>Zagreb, Croatia</i> ) .....	4005
Novel Piperazinediones as Antitumor Agents. C.-L. WANG, O. LEE, G. HSIAO, J.-F. LIAN, Y.-W. CHENG ( <i>Taiwan; Hsinchu; Taoyuan, Taiwan, ROC</i> ) .....	4013
Activation of the Leukemia Plasmacytoid Dendritic Cell Line PMDC05 by Toho-1, a Novel IDO Inhibitor. A. YAMAHIRA, M. NARITA, M. IWABUCHI, T. UCHIYAMA, S. IWAYA, R. OHIWA, Y. NISHIZAWA, T. SUZUKI, Y. YOKOYAMA, S. HASHIMOTO, J. TAKIZAWA, H. SONE, M. TAKAHASHI ( <i>Niigata; Chiba; Nagaoka, Japan</i> ) .....	4021
SOX18 Expression Predicts Response to Platinum-based Chemotherapy in Ovarian Cancer. B. PULA, C. KOBIERZYCKI, D. SOLINSKI, M. OLBROMSKI, E. NOWAK-MARKWITZ, M. SPACZYNSKI, W. KEDZIA, M. ZABEL, P. DZIEGIEL ( <i>Wroclaw; Poznan, Poland</i> ) .....	4029
Dehydroepiandrosterone Inhibits Proliferation and Suppresses Migration of Human Cervical Cancer Cell Lines. Y.N. ORTEGA-CALDERÓN, R. LÓPEZ-MARURE ( <i>México City, México</i> ) .....	4039
A Tertiary Sulfonium Compound, Dimethylsulfoniopropionate in Green Sea Algae, Completely Suppresses Crucial Ehrlich Ascites Carcinoma in Mice. K. NAKAJIMA, S. TSUJIWAKI, Y. NAKAJIMA ( <i>Takarazuka, Hyogo; Okayama, Japan</i> ) .....	4045
Can Expression of CXCL12 and CXCR4 Be Used to Predict Survival of Gastric Cancer Patients? H. SATOMURA, K. SASAKI, M. NAKAJIMA, S. YAMAGUCHI, S. ONODERA, K. OTSUKA, M. TAKAHASHI, H. MUROI, Y. SHIDA, H. OGATA, K. OKAMOTO, H. KATO ( <i>Mibu, Tochigi, Japan</i> ) .....	4051
Expression of Nogo Isoforms and Nogo-B Receptor (NgBR) in Non-small Cell Lung Carcinomas. B. PULA, B. WERYNSKA, M. OLBROMSKI, B. MUSZCZYNSKA-BERNHARD, M. CHABOWSKI, D. JANCZAK, M. ZABEL, M. PODHORSKA-OKOŁOW, P. DZIEGIEL ( <i>Wroclaw; Poznan, Poland</i> ) .....	4059
Silencing of Phosphoinositide-specific Phospholipase C $\epsilon$ Remodulates the Expression of the Phosphoinositide Signal Transduction Pathway in Human Osteosarcoma Cell Lines. V.R. LO VASCO, M. LEOPIZZI, D. STOPPOLONI, C. DELLA ROCCA ( <i>Rome, Italy</i> ) .....	4069
Evaluating the Cytotoxic Effects of Novel Quinone Compounds. M. SAIBU, S. SAGAR, I. GREEN, F. AMEER, M. MEYER ( <i>Bellville, South Africa</i> ) .....	4077
Anticancer Activity of Hispidin <i>via</i> Reactive Oxygen Species-mediated Apoptosis in Colon Cancer Cells. J.-H. LIM, Y.-M. LEE, S.R. PARK, D.H. KIM, B.O. LIM ( <i>Chungju, South Korea</i> ) .....	4087

High Oxygen Partial Pressure Increases Photodynamic Effect on HeLa Cell Lines in the Presence of Chloraluminium Phtalocyanine. R. BAJGAR, H. KOLAROVA, L. BOLEK, S. BINDER, K. PIZOVA, A. HANAKOVA ( <i>Olomouc; Plzen, Czech Republic</i> ).....	4095
Targeting the Wnt/Beta-Catenin Pathway in Renal Cell Carcinoma. S.A. VON SCHULZ-HAUSMANN, L.C. SCHMEEL, F.C. SCHMEEL, I.G.H. SCHMIDT-WOLF ( <i>Bonn, Germany</i> ).....	4101
Evaluation of the Contribution of Methylenetetrahydrofolate Reductase Genotypes to Taiwan Breast Cancer. C.-Y. HUANG, W.-S. CHANG, H.-A. SHUI, Y.-H. HSIEH, C.-H. LOH, H.-C. WANG, H.-X. JI, C.-L. HSIAO, C.-M. HSU, C.-W. TSAI, D.-T. BAU ( <i>Taipei; Taichung, Taiwan, ROC</i> ) .....	4109
Search of New Cytotoxic Crude Materials Against Human Oral Squamous Cell Carcinoma Using 1H NMR-based Metabolomics. R. SUZUKI, S. MATSUNO, H. SAKAGAMI, Y. OKADA, Y. SHIRATAKI ( <i>Saitama; Tokyo, Japan</i> ).....	4117
Serum Vimentin Methylation as a Potential Marker for Colorectal Cancer. A. SHIRAHATA, K. HIBI ( <i>Yokohama Japan</i> ) .....	4121
Metformin Inhibits Tumor Cell Migration via Down-regulation of MMP9 in Tamoxifen-resistant Breast Cancer Cells. S.Y. JANG, A. KIM, J.K. KIM, C. KIM, Y.-H. CHO, J.-H. KIM, C.H. KIM, J.-Y. LEE ( <i>Seoul, South Korea</i> ) .....	4127
Semi-synthesis of Nitrogen Derivatives of Oleanolic Acid and Effect on Breast Carcinoma MCF-7 Cells. O.O. OYEDEJI, F.O. SHODE, A.O. OYEDEJI, S.P. SONGCA, E.T. GWEBU, G.M. HILL, W.N. SETZER ( <i>Alice; KwaDlangezwa; Mthatha, South Africa; Elizabeth City, NC; Huntsville, AL, USA</i> ) .....	4135
Mechanisms of Action of 17 $\beta$ H-neriifolin on its Anticancer Effect in SKOV-3 Ovarian Cancer Cell Line. S.S. MOHD MUTALIP, N.M. YUNOS, P.S. ABDUL-RAHMAN, M.H. JAURI, A. OSMAN, M.I. ADENAN ( <i>Selangor; Kuala Lumpur, Malaysia</i> ) .....	4141
Comparative Analysis of Hsp10 and Hsp90 Expression in Healthy Mucosa and Adenocarcinoma of the Large Bowel. F. RAPPA, C. SCIUME, M. LO BELLO, C.C. BAVISOTTO, A.M. GAMMAZZA, R. BARONE, C. CAMPANELLA, S. DAVID, F. CARINI, F. ZARCONI, S. RIZZUTO, A. LENA, G. TOMASELLO, M.L. UZZO, G.F. SPATOLA, G. BONAVENTURA, A. LEONE, A. GERBINO, F. CAPPELLO, F. BUCCHIERI, G. ZUMMO, F. FARINA ( <i>Palermo, Italy</i> ) .....	4153
$\alpha$ -Phellandrene Alters Expression of Genes Associated with DNA Damage, Cell Cycle, and Apoptosis in Murine Leukemia WEHI-3 Cells. J.-J. LIN, C.-C. YU, K.-W. LU, S.-J. CHANG, F.-S. YU, C.-L. LIAO, J.-G. LIN, J.-G. CHUNG ( <i>Taichung, Taiwan, ROC</i> ) .....	4161
<i>Clinical Studies</i>	
Claudins as Prognostic Factors for Renal Cell Cancer. J. VIRMAN, Y. SOINI, P. KUJALA, T. LUUKKAALA, T. SALMINEN, K. SUNELA, P.-L. KELLOKUMPU-LEHTINEN ( <i>Tampere; Kuopio, Finland</i> ) .....	4181
Dose-escalated Radiation Therapy With and Without Short-course Androgen Deprivation for Intermediate-risk Prostate Cancer. D. SCHREIBER, J. RINEER, A. SURAPANENI, E. NAVO, M. AGARWAL, E. NWOKEDI, M. ROTMAN, D. SCHWARTZ ( <i>New York; Brooklyn, NY; Orlando, FL, USA</i> ).....	4189
Effects of Chemoradiotherapy on Lymph Nodes in Patients with Rectal Adenocarcinoma: Evaluation of Numbers and Sizes of Retrieved Lymph Nodes Inside and Outside the Radiation Field. K. OKADA, S. SADAHIRO, T. SUZUKI, A. TANAKA, G. SAITO, A. KAMIJO, T. AKIBA, S. KAWADA ( <i>Kanagawa, Japan</i> ) .....	4195

Predictive Biomarkers for the Outcome of Vaccination of Five Therapeutic Epitope Peptides for Colorectal Cancer. S. HAZAMA, H. TAKENOUCI, R. TSUNEDOMI, M. IIDA, N. SUZUKI, N. IIZUKA, Y. INOUE, K. SAKAMOTO, M. NAKAO, Y. SHINDO, S. KANEKIYO, Y. TOKUMITSU, K. YOSHIMURA, N. MAEDA, K. MAEDA, Y. MAEDA, H. MATSUI, S. YOSHINO, Y. NAKAMURA, Y. FUJITA, Y. HAMAMOTO, M. OKAMOTO, T. FUJITA, Y. KAWAKAMI, M. OKA ( <i>Ube, Yamaguchi; Tokyo, Japan; Chicago, IL, USA</i> ).....	4201
Significance of Accurate Human Epidermal Growth Factor Receptor-2 (HER2) Evaluation as a New Biomarker in Gastric Cancer. Y. KIMURA, E. OKI, A. YOSHIDA, S. AISHIMA, Y. ZAITSU, H. OHTSU, K. ANDO, S. IDA, H. SAEKI, M. MORITA, T. KUSUMOTO, Y. ODA, Y. MAEHARA ( <i>Fukuoka, Japan</i> ).....	4207
Management of Peripheral Neuropathy Induced by Nab-Paclitaxel Treatment for Breast Cancer. T. OHNO, T. MINE, H. YOSHIOKA, M. KOSAKA, S. MATSUDA, M. DE KERCKHOVE, C. DE KERCKHOVE, J. IRIE, K. INOUE, M. HARAGUCHI, M. KITAJIMA, I. SHINICHIRO, H. TOKAI, T. TANAKA, R. IZUMIDA ( <i>Nagasaki, Japan</i> ) .....	4213
Expression of Stathmin1 in Gastric Adenocarcinoma. B.-E. BATSAIKHAN, K. YOSHIKAWA, N. KURITA, T. IWATA, C. TAKASU, H. KASHIHARA, M. SHIMADA ( <i>Tokushima, Japan</i> ) .....	4217
Prognostic Nutritional Index is Associated with Survival After Total Gastrectomy for Patients with Gastric Cancer. M. ISHIZUKA, Y. OYAMA, A. ABE, K. TAGO, G. TANAKA, K. KUBOTA ( <i>Mibu, Tochigi, Japan</i> ) .....	4223
Efficacy of Transarterial Chemoembolization Targeting Portal Vein Tumor Thrombus in Patients with Hepatocellular Carcinoma. A. TAWADA, T. CHIBA, Y. OOKA, N. KANOGAWA, T. MOTOYAMA, T. SAITO, S. OGASAWARA, E. SUZUKI, H. MARUYAMA, F. KANAI, M. YOSHIKAWA, O. YOKOSUKA ( <i>Chiba, Japan</i> ).....	4231
Surgical Treatment of Colorectal Cancer Pulmonary Metastases: 12-year Results. J. VODICKA, V. SPIDLEN, V. TRESKA, J. FICHTL, V. SIMANEK, J. SAFRANEK, S. VEJVODOVA, P. MUKENSABL, O. TOPOLCAN ( <i>Pilsen, Czech Republic</i> ).....	4239
Postoperative Radiation Therapy for Parotid Pleomorphic Adenoma with Close or Positive Margins: Treatment Outcomes and Toxicities. S. PATEL, W.F. MOURAD, C. WANG, B. DHANIREDDY, C. CONCERT, M. RYNIK, A.S. KHORSANDI, R.A. SHOURBAJI, Z. LI, B. CULLINEY, R. PATEL, R.L. BAKST, T. TRAN, D. SHASHA, S. SCHANTZ, M.S. PERSKY, K.S. HU, L.B. HARRISON ( <i>New York; Bronx, NY, USA; Guangzhou, China</i> ) .....	4247
Seminoma Patients Treated at a Minor Oncological Department During 1986-2010: Treatment and Outcome. H.S. HAUGNES, Ø. SOLHAUG, J. STENBERG, L.V. HJELLE, R.M. BREMNES ( <i>Tromsø,; Leknes; Stokmarknes, Norway</i> ).....	4253
Feasibility of Simultaneous Integrated Boost IMRT (SIB-IMRT) for Castration-Resistant Prostate Cancer. T. HAKARIYA, S. OBATA, T. IGAWA, H. SAKAI ( <i>Nagasaki, Japan</i> ) .....	4261
Macroscopic Type Is a Prognostic Factor for Recurrence-free Survival After Resection of Gastric GIST. H. MIYAMOTO, C. KUNISAKI, Y. OTSUKA, M. TAKAHASHI, R. TAKAGAWA, K. MISUTA, K. KAMEDA, H. MAKINO, G. MATSUDA, N. YAMAGUCHI, N. KAMIYA, T. MURAKAMI, S. MORITA, H. AKIYAMA, I. ENDO ( <i>Yokohama; Tokyo; Fujisawa; Yokosuka; Ito, Japan</i> ) .....	4267
Immunohistochemical Features Associated with Sensitivity to Lapatinib plus Capecitabine and Resistance to Trastuzumab in HER2-positive Breast Cancer. Y. CHA, S.-W. HAN, H. SEOL, D.-Y. OH, S.-A. IM, Y.-J. BANG, I.A. PARK, W. HAN, D.-Y. NOH, T.-Y. KIM ( <i>Seoul; Suwon, South Korea</i> ) .....	4275
Radio-chemotherapy with Temozolomide in Elderly Patients with Glioblastoma. A Mono-institutional Experience. F. PASQUALETTI, P. FERRAZZA, P. COCUZZA, L. FATIGANTE, G. PASQUALETTI, M.G. FABBRINI, F. MONZANI ( <i>Pisa, Italy</i> ) .....	4281

Elderly Woman with Triple-negative Metastatic Breast Cancer Successfully Treated with Metronomic Capecitabine. F. DE IULIIS, G. SALERNO, L. TAGLIERI, R. VICINANZA, R. LANZA, S. SCARPA (Rome, Italy).....	4287
Postoperative Functional Evaluation of Gastric Tube After Laparoscopic Proximal Gastrectomy for Gastric Cancer. E. MOCHIKI, M. FUKUCHI, K. OGATA, T. OHNO, H. ISHIDA, H. KUWANO (Saitama; Gunma, Japan).....	4293
Renal Insufficiency in Newly-diagnosed Multiple Myeloma: Analysis According to International Myeloma Working Group Consensus Statement. S. PARK, B. HAN, K. KIM, S.J. KIM, J.H. JANG, W.S. KIM, C.W. JUNG (Seoul; Anyang, South Korea) .....	4299
Living Donor Liver Transplantation Followed by Total Gastrectomy – A Two-stage Planned Operative Strategy for Early Gastric Cancer Concomitant with Decompensated Liver Cirrhosis. S. NISHIMURA, H. SAEKI, T. IKEGAMI, K. ANDO, Y.-I. YAMASHITA, E. OKI, T. YOSHIZUMI, M. MORITA, K. SHIRABE, Y. MAEHARA (Fukuoka, Japan) .....	4307
Treatment Sequence of Aromatase Inhibitors and Radiotherapy and Long-term Outcomes of Breast Cancer Patients. M. ISHITOBI, M. SHIBA, T. NAKAYAMA, K. MOTOMURA, H. KOYAMA, K. NISHIYAMA, Y. TAMAKI (Osaka, Japan) .....	4311
No Infectious Hepatic Complications Following Radioembolization with <sup>90</sup> Y Microspheres in Patients with Biliodigestive Anastomosis. D. GEISEL, M.-J. POWERSKI, D. SCHNAPAUFF, F. COLLETTINI, R. THIEL, T. DENECKE, G. WIENERS, B. GEBAUER (Berlin, Germany) .....	4315
Silibinin Administration Improves Hepatic Failure Due to Extensive Liver Infiltration in a Breast Cancer Patient. J. BOSCH-BARRERA, B. COROMINAS-FAJA, E. CUYÀS, B. MARTIN-CASTILLO, J. BRUNET, J.A. MENENDEZ (Girona, Catalonia, Spain).....	4323
Sunitinib for Patients with Metastatic Non-clear Cell Renal Cell Carcinoma: A Multicenter Retrospective Turkish Oncology Group Trial. I. YILDIZ, M. EKENEL, T. AKMAN, M. KOCAR, M. UYSAL, M. KANITEZ, U. VAROL, I.V. BAYOGLU, D. TURAL, M.A. KAPLAN, N. AVCI, Z. SÜRMELE, İ. DEDE, A. ULAŞ, O. YAZICI, M. BASARAN (Izmir; Istanbul; Sanliurfa; Afyonkarahisar; Istanbul; Diyarbakir; Balikesir; Ankara; Bursa, Turkey) .....	4329
Detection and Characterization of Focal Liver Lesions by Split-bolus Multidetector-row CT: Diagnostic Accuracy and Radiation Dose in Oncologic Patients. M. SCIALPI, B. PALUMBO, L. PIEROTTI, S. GRAVANTE, A. PIUNNO, A. REBONATO, A. D'ANDREA, A. REGINELLI, I. PISCIOLI, L. BRUNESE, A. ROTONDO (Perugia; Caserta; Naples; Budrio; Campobasso, Italy) .....	4335
Surgical Approach and Long-term Clinical Outcome in Women with Microinvasive Cervical Cancer. F. SOPRACORDEVOLLE, G. CHIOSSI, M. BARBERO, P. CRISTOFORONI, B. GHIRINGHELLO, A. FREGA, F. TORTOLANI, F. BOSELLI, N. CLEMENTE, A. CIAVATTINI, ITALIAN SOCIETY OF COLPOSCOPY and CERVICO-VAGINAL PATHOLOGY (SICPCV) (Aviano; Modena; Asti; Genoa; Turin; Rome; Ancona, Italy).....	4345
Biologic Factors Associated with Tumor Oxygenation Are Prognostic in Patients with Stage III Esophageal Cancer: Long-term Results. D. RADES, A. BAJROVIC, S.E. SCHILD, C. THORNS, E. KILIC (Lübeck; Hamburg; Berlin, Germany; Scottsdale, AZ, USA) .....	4351
Predicting Survival after Whole-Brain Irradiation for Cerebral Metastases from Prostate Cancer. T. BARTSCHT, D. RADES (Lübeck, Germany) .....	4357
Definitive Extended-field Intensity-modulated Radiotherapy with Chemotherapy for Cervical Cancer with Para-aortic Nodal Metastasis. J. JUNG, G. PARK, Y.S. KIM (Seoul, South Korea) .....	4361



Usefulness of Resection for Hepatocellular Carcinoma with Macroscopic Bile Duct Tumor Thrombus. A. OBA, S. TAKAHASHI, Y. KATO, N. GOTOHDA, T. KINOSHITA, H. SHIBASAKI, M. IKEDA, M. KONISHI ( <i>Chiba, Japan</i> ) .....	4367
Age Does Not Worsen the Efficacy Nor Tolerance to Combined Induction Therapies in Locally Advanced Non-small Cell Lung Cancer. D. MARQUEZ-MEDINA, A. MARTIN-MARCO, A. OJANGUREN-GARRANZ ( <i>Lleida, Spain</i> ) .....	4373
Primary Diffuse Large B-Cell Lymphoma of the Uterus: Case Report and Review. V.D. MANDATO, R. PALERMO, A. FALBO, I. CAPODANNO, F. CAPODANNO, M.C. GELLI, L. AGUZZOLI, M. ABRATE, G.B. LA SALA ( <i>Reggio Emilia, Italy</i> ) .....	4377
Recurrence Patterns of Esophagogastric Junction Adenocarcinoma According to Siewert's Classification After Radical Resection. Y. HOSOKAWA, T. KINOSHITA, M. KONISHI, S. TAKAHASHI, N. GOTOHDA, Y. KATO, M. HONDA, A. KAITO, H. DAIKO, T. KINOSHITA ( <i>Kashiwa, Japan</i> ) .....	4391
Prognostic Impact of Hepatectomy for Patients with Non-hepatitis B, Non-hepatitis C Hepatocellular Carcinoma. T. OCHIAI, S. OGINO, T. ISHIMOTO, A. TOMA, Y. YAMAMOTO, R. MORIMURA, H. IKOMA, E. OTSUJI ( <i>Kyoto, Japan</i> ) .....	4399
A Case of Herpes Simplex-associated Encephalitis After Brain Irradiation for Lung Cancer Metastases. A. MATIKAS, E. KONTOPODIS, G. NINTOS, T. BILIDAS, D.P. KOFTERIDIS, E.Z. PAPADAKI, E. LYRARAKI, K. KANATSOULI, D. MAVROUDIS ( <i>Heraklion, Greece</i> ) .....	4411
Zoledronic Acid Improves Clinical Outcomes in Patients with Bone Metastatic Hormone-naïve Prostate Cancer in a Multicenter Clinical Trial. T. OKEGAWA, M. HIGAKI, T. MATSUMOTO, H. KASE, A. MURATA, K. NODA, H. NODA, H. ASAOKA, M. OSHI, J. TOMOISHI, H. UCHIDA, E. HIGASHIHARA, K. NUTAHARA, BONE METASTASIS PROSTATE CANCER GROUP ( <i>Mitaka; Tachikawa; Hachioji; Nishitokyo; Suginami; Nishitokyo; Higashimurayama; Akiruno; Fuchu; Ome; Tokyo, Japan</i> ) .....	4415
Surgical Outcomes of Anatomical Resection for Solitary Recurrent Hepatocellular Carcinoma. Y.-I. YAMASHITA, D. IMAI, Y. BEKKI, K. TAKEISHI, E. TSUJITA, T. IKEGAMI, T. YOSHIZUMI, T. IKEDA, K. SHIRABE, T. ISHIDA, Y. MAEHARA ( <i>Hiroshima; Fukuoka, Japan</i> ) .....	4421
Hypothyroidism After Radiotherapy for Primary Thyroid Lymphoma. N. ISHIBASHI, T. MAEBAYASHI, T. AIZAWA, M. SAKAGUCHI, O. ABE, T. SAITO, J. KAWAMORI, Y. TANAKA ( <i>Tokyo; Kanagawa, Japan</i> ) ...	4427
Longitudinal Analysis of Late Vaginal Mucosal Reactions After High-dose-rate Brachytherapy in Patients with Gynecological Cancer. K. YOSHIDA, H. YAMAZAKI, S. NAKAMURA, K. MASUI, T. KOTSUMA, H. AKIYAMA, E. TANAKA, Y. NARUMI, Y. YOSHIOKA ( <i>Takatsuki; Osaka; Suita, Osaka; Kyoto, Japan</i> ) .....	4433
Detection of Thyroid Cancer by an FDG-PET Cancer Screening Program: A Japanese Nationwide Survey. R. MINAMIMOTO, M. SENDA, S. JINNOUCHI, T. TERAUCHI, T. YOSHIDA, T. INOUE ( <i>Tokyo; Kobe; Kagoshima; Kurume; Yokohama, Japan</i> ) .....	4439
The Role of Interim <sup>18</sup> F-FDG PET/CT in Predicting Early Response to Neoadjuvant Chemotherapy in Breast Cancer. K. PAHK, S. RHEE, J. CHO, M. SEO, S. LEE, T. PARK, S. PARK, E. LEE, K.H. PARK, C. KIM, J.S. EO, S. KIM, J.G. CHOE ( <i>Seoul; Ansan, South Korea</i> ) .....	4447
Clinical Significance of Urokinase-type Plasminogen Activator (uPA) and its Type-1 Inhibitor (PAI-1) for Metastatic Sentinel Lymph Node Involvement in Breast Cancer. W. HARMS, W. MALTER, S. KRÄMER, U. DREBBER, A. DRZEZGA, M. SCHMIDT ( <i>Cologne, Germany</i> ) .....	4457

Clinicopathological Characteristics and Prognosis of Patients According To Recurrence Time After Radical Nephrectomy for Localized Renal Cell Carcinoma: A Multicenter Study of Anatolian Society of Medical Oncology (ASMO). O. BOZKURT, M. İNANC, I. HACIBEKİROĞLU, O. ESBAH, M. SEKER, A. ULAS, K. AYDIN, M. UYSAL, M. KÜCÜKÖNER, D. UNCU, A. CİLTAS, O.Ü. ÜNAL, A. DURNALI, U. DEMİRCİ, V. BERK, O. TONYALI, B. OKSÜZOĞLU, H. KARACA, M. OZKAN ( <i>Kayseri; Trakya; Ankara; Sivas; Istanbul; Afyon; Diyarbakir; Izmir; Elazığ, Turkey</i> ).....	4463
Prediction of Lymph Node Metastasis in Patients with Submucosa-Invading Early Gastric Cancer. A. SHIDA, S. FUJIOKA, M. KAWAMURA, N. TAKAHASHI, Y. ISHIBASHI, K. NAKADA, N. MITSUMORI, N. OMURA, K. YANAGA ( <i>Tokyo, Japan</i> ) .....	4471
Errata .....	4475
<b>Proceedings of the 17th Annual Meeting of the Society of Biotherapeutic Approaches. Special Issue Edited by M. Kuroki and G.-I. Soma .....</b>	<b>4477</b>
Preface.....	4479
Review: Novel Treatment Strategies for Cancer and Their Tumor-targeting Approaches Using Antibodies Against Tumor-associated Antigens. M. KUROKI, N. SHIRASU ( <i>Fukuoka, Japan</i> ) .....	4481
Review: The Roles of ZFAT in Thymocyte Differentiation and Homeostasis of Peripheral Naive T-Cells. K. DOI, S. ISHIKURA, S. SHIRASAWA ( <i>Fukuoka, Japan</i> ) .....	4489
Review: Usefulness of Oral Administration of Lipopolysaccharide for Disease Prevention Through the Induction of Priming in Macrophages. H. INAGAWA, C. KOHCHI, G.-I. SOMA ( <i>Takamatsu, Kagawa; Niigata, Niigata, Japan</i> ) .....	4497
An NDT Study of a Boron Tracedrug UTX-51 for Glycated BSA as an AGE Model. R. TADA, Y. UTO, S.-I. MASUNAGA, Y. KINASHI, K. ONO, H. HORI ( <i>Tokushima; Osaka, Japan</i> ) .....	4503
An Epithelial Cell Adhesion Molecule- and CD3-Bispecific Antibody Plus Activated T-Cells Can Eradicate Chemoresistant Cancer Stem-like Pancreatic Carcinoma Cells <i>In Vitro</i> . M. UMEBAYASHI, A. KIYOTA, N. KOYA, H. TANAKA, H. ONISHI, M. KATANO, T. MORISAKI ( <i>Fukuoka, Japan</i> ) .....	4509
Investigation on the Reaction Conditions of <i>Staphylococcus aureus</i> Sortase A for Creating Surface-modified Liposomes as a Drug-delivery System Tool. A. TABATA, N. ANYOJI, Y. OHKUBO, T. TOMOYASU, H. NAGAMUNE ( <i>Tokushima, Japan</i> ) .....	4521
NKG2D-directed Cytokine-activated Killer Lymphocyte Therapy Combined with Gemcitabine for Patients with Chemoresistant Metastatic Solid Tumors. T. MORISAKI, T. HIRANO, N. KOYA, A. KIYOTA, H. TANAKA, M. UMEBAYASHI, H. ONISHI, M. KATANO ( <i>Fukuoka, Japan</i> ) .....	4529
Multicolor Analysis of Cell Surface Marker of Human Leukemia Cell Lines Using Flow Cytometry. T. INOUE, A. SWAIN, Y. NAKANISHI, D. SUGIYAMA ( <i>Fukuoka, Japan</i> ) .....	4539
Resveratrol Induces Luminal Apoptosis of Human Colorectal Cancer HCT116 Cells in Three-dimensional Culture. T. TSUNODA, S. ISHIKURA, K. DOI, H. MATSUZAKI, Y. IWAIHARA, S. SHIRASAWA ( <i>Fukuoka, Japan</i> ).....	4551
A Neutron Dynamic Therapy with a Boron Tracedrug UTX-51 Using a Compact Neutron Generator. H. HORI, R. TADA, Y. UTO, E. NAKATA, T. MORII, K. MASUDA ( <i>Tokushima; Uji, Kyoto, Japan</i> ) .....	4557
Dok2 Likely Down-regulates <i>Klf1</i> in Mouse Erythroleukemia Cells. Y. TANAKA, K. KULKEAW, T. INOUE, K.S. TAN, Y. NAKANISHI, S. SHIRASAWA, D. SUGIYAMA ( <i>Fukuoka, Japan</i> ) .....	4561

Minichromosome Maintenance Protein 7 Is A Risk Factor for Recurrence in Patients with Dukes C Colorectal Cancer. Y. ISHIBASHI, T. KINUGASA, Y. AKAGI, T. OHCHI, Y. GOTANDA, N. TANAKA, S. FUJINO, K. YUGE, S. KIBE, N. YOSHIDA, T. MIZOBE, Y. OKA, T. YOSHIDA, K. SHIROUZU ( <i>Fukuoka, Japan</i> ).....	4569
A Novel Assay System for Macrophage-activating Factor Activity Using a Human U937 Cell Line. M. ISHIKAWA, T. INOUE, T. INUI, D. KUCHIIKE, K. KUBO, Y. UTO, T. NISHIKATA ( <i>Kobe; Tokushima; Osaka, Japan</i> ) .....	4577
Evaluation of the Sonosensitizing Activities of 5-Aminolevulinic Acid and Sn(IV) Chlorin e6 in Tumor-bearing Chick Embryos. Y. UTO, D. TAMATANI, Y. MIZUKI, Y. ENDO, I. NAKANISHI, K. OHKUBO, S. FUKUZUMI, M. ISHIZUKA, T. TANAKA, D. KUCHIIKE, K. KUBO, T. INUI, H. HORI ( <i>Tokushima; Kanazawa; Chiba; Osaka; Tokyo; Kobe, Japan</i> ) .....	4583
Case Report: A Breast Cancer Patient Treated with GcMAF, Sonodynamic Therapy and Hormone Therapy. T. INUI, K. MAKITA, H. MIURA, A. MATSUDA, D. KUCHIIKE, K. KUBO, M. METTE, Y. UTO, T. NISHIKATA, H. HORI, N. SAKAMOTO ( <i>Tokushima; Osaka; Tokyo; Kobe, Japan</i> ) .....	4589
Efficacy and Safety of Irinotecan Plus S-1 (IRIS) Therapy to Treat Advanced/Recurrent Colorectal Cancer. D. HIGASHI, Y. EGAWA, Y. HIRANO, K. HIRANO, T. MIYAKE, H. TAKAHASHI, S. UWATOKO, S. ABE, S. YAMAMOTO, K. MIKAMI, K. FUTAMI, T. MAEKAWA, R. INOUE, M. MIYAZAKI ( <i>Chikushino, Fukuoka, Japan</i> ).....	4595
Prospective Evaluation of Safety of Immune-cell Therapy for Patients with Various Types of Advanced Cancer. T. KAMIGAKI, E. MATSUDA, S. OKADA, K. NAITOH, T. KONDO, H. IBE, R. MAEKAWA, S. GOTO ( <i>Tokyo, Japan</i> ) .....	4601
Expression of Chemotaxis- and Angiogenesis-related Factors in Human Monocytes Following Interaction with Colon Cancer Cells Is Suppressed by Low-dose Lipopolysaccharide. T. HONDA, H. INAGAWA, I. YAMAMOTO ( <i>Sagamihara, Kanagawa; Kagawa, Japan</i> ) .....	4609
Pre-clinical Study of BK-UM, a Novel Inhibitor of HB-EGF, for Ovarian Cancer Therapy. S.O. NAM, F. YOTSUMOTO, K. MIYATA, Y. SUZAKI, H. YAGI, T. ODAWARA, S. MANABE, T. ISHIKAWA, M. KUROKI, E. MEKADA, S. MIYAMOTO ( <i>Fukuoka; Osaka; Kagawa, Japan</i> ) .....	4615
Radiosensitivity Uncertainty Evaluation for the <i>In Vitro</i> Biophysical Modeling of EMT6 Cells. M. OITA, Y. UTO, M. TOMINAGA, M. SASAKI, Y. HARA, T. KISHI, H. HORI ( <i>Okayama; Tokushima, Japan</i> ) ...	4621
Molecular Analysis of <i>Streptococcus anginosus</i> -derived Saga Peptides. Y. KAWAGUCHI, A. TABATA, H. NAGAMUNE, K. OHKURA ( <i>Chiba; Tokushima, Tokushima; Suzuka, Mie, Japan</i> ).....	4627
Benefit of Lateral Lymph Node Dissection for Rectal Cancer: Long-term Analysis of 944 Cases Undergoing Surgery at a Single Center (1975-2004). T. KINUGASA, Y. AKAGI, K. SHIROUZU ( <i>Fukuoka, Japan</i> ) ...	4633

## Number 9

### Reviews

Vitamin D and Cardiovascular Disease. A. ZITTERMANN ( <i>Bad Oeynhausen, Germany</i> ) .....	4641
Factors Associated with Radiosensitivity of Cervical Cancer. C. QIN, X. CHEN, Q. BAI, M.R. DAVIS, Y. FANG ( <i>Shenzhen, P.R. China; Des Moines, IA; Columbia, MO, USA</i> ) .....	4649

Sono-Photodynamic Combination Therapy: A Review on Sensitizers. K.C. SADANALA, P.K. CHATURVEDI, Y.M. SEO, J.M. KIM, Y.S. JO, Y.K. LEE, W.S. AHN ( <i>Seoul, South Korea</i> ).....	4657
The Intercellular Cell Adhesion Molecule-1 (ICAM-1) in Lung Cancer: Implications for Disease Progression and Prognosis. E.A. KOTTEAS, P. BOULAS, I. GKIOZOS, S. TSAGKOULI, G. TSOUKALA, K.N. SYRIGOS ( <i>Athens, Greece</i> ) .....	4665
Neoadjuvant Strategy as Initial Treatment in Resectable Pancreatic Cancer: Concrete Evidence of Benefit. F. DE FELICE, D. MUSIO, N. RAFFETTO, V. TOMBOLINI ( <i>Rome, Italy</i> ) .....	4673
<i>Experimental Studies</i>	
Synergistic Effects of $\beta$ -Catenin Inhibitors and Sorafenib in Hepatoma Cells. S. MUCHE, M. KIRSCHNICK, M. SCHWARZ, A. BRAEUNING ( <i>Tübingen, Germany</i> ) .....	4677
Genistein Potentiates the Antitumor Effect of 5-Fluorouracil by Inducing Apoptosis and Autophagy in Human Pancreatic Cancer Cells. R. SUZUKI, Y. KANG, X. LI, D. ROIFE, R. ZHANG, J.B. FLEMING ( <i>Houston, TX, USA</i> ) .....	4685
Neutrophil Expression of ICAM1, CXCR1, and VEGFR1 in Patients with Breast Cancer Before and After Adjuvant Chemotherapy. C. LOHRI, C.S. HUTZLI SCHALTEGGER, M. VAN DEN BROEK, R.H. WENGER, C. RUEGG, D. FINK, M.K. FEHR, A. KNUTH, M. ZWEIFEL ( <i>Buelach; Maennedorf; Zurich; Fribourg; Bern, Switzerland; Doha, Qatar</i> ) .....	4693
Nanotherapy with Hybrid Liposomes for Colorectal Cancer Along with Apoptosis <i>In Vitro</i> and <i>In Vivo</i> . H. ICHIHARA, S. NAKAGAWA, Y. MATSUOKA, K. YOSHIDA, Y. MATSUMOTO, R. UEOKA ( <i>Kumamoto, Japan</i> ).....	4701
Effect of Light Irradiation by Light Emitting Diode on Colon Cancer Cells. N. MATSUMOTO, K. YOSHIKAWA, M. SHIMADA, N. KURITA, H. SATO, T. IWATA, J. HIGASHIJIMA, M. CHIKAKIYO, M. NISHI, H. KASHIHARA, C. TAKASU, S. ETO, A. TAKAHASHI, M. AKUTAGAWA, T. EMOTO ( <i>Tokushima, Japan</i> ) .....	4709
PAX3 Loads onto Pericentromeric Heterochromatin During S Phase Through PARP1. T.-F. WU, Y.-L. YAO, I.-L. LAI, T.-H. LEE, D.A. UNDERHILL, W.-M. YANG ( <i>Taichung, Taiwan, ROC; Edmonton, AB, Canada</i> ).....	4717
Requirement of JNK Signaling for Self-renewal and Tumor-initiating Capacity of Ovarian Cancer Stem Cells. M. SEINO, M. OKADA, K. SHIBUYA, S. SEINO, S. SUZUKI, T. OHTA, H. KURACHI, C. KITANAKA ( <i>Yamagata; Tokyo; Osaka, Japan</i> ) .....	4723
Liposomes Ameliorate Crizotinib- and Nilotinib-induced Inhibition of the Cardiac $I_{Kr}$ Channel and QTc Prolongation. G.M. SHOPP, L. HELSON, A. BOUCHARD, D. SALVAIL, M. MAJEED ( <i>Boulder, CO; Quakertown, PA; East Windsor, NJ, USA; Sherbrooke, QC, Canada</i> ) .....	4733
Serum EpCAM Expression in Pancreatic Cancer. F. GEBAUER, L. STRUCK, M. TACHEZY, Y. VASHIST, D. WICKLEIN, U. SCHUMACHER, J.R. IZBICKI, M. BOCKHORN ( <i>Hamburg, Germany</i> ) .....	4741
Development of a Novel <i>In Vivo</i> Cancer Model Using Cell Sheet Engineering. R. SUZUKI, A. ARUGA, H. KOBAYASHI, M. YAMATO, M. YAMAMOTO ( <i>Tokyo, Japan</i> ) .....	4747
LLW-3-6 and Celecoxib Impacts Growth in Prostate Cancer Cells and Subcellular Localization of COX-2. T. YEROKUN, L.L. WINFIELD ( <i>Atlanta, GA, USA</i> ) .....	4755

Insight into the Effect of the Vasopressin Analog Desmopressin on Lung Colonization by Mammary Carcinoma Cells in BALB/c Mice. J. GARONA, M. PIFANO, A.M. SCURSONI, D.E. GOMEZ, D.F. ALONSO, G.V. RIPOLL ( <i>Buenos Aires, Argentina</i> ) .....	4761
Expression of ABCB6 Is Related to Resistance to 5-FU, SN-38 and Vincristine. K. MINAMI, Y. KAMIJO, Y. NISHIZAWA, S. TABATA, F. HORIKUCHI, M. YAMAMOTO, K. KAWAHARA, Y. SHINSATO, T. TACHIWADA, Z.-S. CHEN, K. TSUJIKAWA, M. NAKAGAWA, N. SEKI, S.-I. AKIYAMA, K. ARIMA, Y. TAKEDA, T. FURUKAWA ( <i>Kagoshima; Yamagata; Osaka; Chiba; Fukuoka, Japan; Queens, NY, USA</i> ) .....	4767
Erythrocyte Membrane Fatty Acids Profile in Colorectal Cancer Patients: A Preliminary Study. G. COVIELLO, V. TUTINO, M. NOTARNICOLA, M.G. CARUSO ( <i>Castellana Grotte, Italy</i> ) .....	4775
Analysis of the Tumoricidal and Anti-Cachectic Potential of Curcumin. C. OELKRUG, C.M. LANGE, E. WENZEL, S. FRICKE, M. HARTKE, J. SIMASI, A. SCHUBERT ( <i>Leipzig, Germany</i> ) .....	4781
Branched Chain Amino Acid Suppressed Insulin-initiated Proliferation of Human Cancer Cells Through Induction of Autophagy. G.Y. WUBETU, T. UTSUNOMIYA, D. ISHIKAWA, T. IKEMOTO, S. YAMADA, Y. MORINE, S. IWAHASHI, Y. SAITO, Y. ARAKAWA, S. IMURA, H. ARIMOCCHI, M. SHIMADA ( <i>Tokushima, Japan</i> ) .....	4789
Cucurbitacin-D-induced <i>CDK1</i> mRNA Up-regulation Causes Proliferation Arrest of a Non-small Cell Lung Carcinoma Cell Line (NSCLC-N6). C. JACQUOT, B. ROUSSEAU, D. CARBONNELLE, I. CHINO, M. MALLETER, C. TOMASONI, C. ROUSSAKIS ( <i>Nantes, France; Athens, Greece</i> ) .....	4797
Active Hexose-correlated Compound Down-regulates Sex determining Region Y-box 2 of Pancreatic Cancer Cells. J. NAWATA, Y. KURAMITSU, Y. WANG, T. KITAGAWA, K. TOKUDA, B. BARON, J. AKADA, S. SUENAGA, S. KAINO, S.-I. MAEHARA, Y. MAEHARA, I. SAKAIDA, K. NAKAMURA ( <i>Yamaguchi; Fukuoka; Shunan-shi, Japan</i> ) .....	4807
Prognostic Significance of ZNF217 Expression in Gastric Carcinoma. A. SHIDA, S. FUJIOKA, H. KURIHARA, Y. ISHIBASHI, N. MITSUMORI, N. OMURA, K. YANAGA ( <i>Tokyo; Kanagawa, Japan</i> ) ...	4813
Nogo-B Receptor Expression Correlates Negatively with Malignancy Grade and Ki-67 Antigen Expression in Invasive Ductal Breast Carcinoma. B. PULA, M. OLBROMSKI, T. OWCZAREK, A. AMBICKA, W. WITKIEWICZ, M. UGORSKI, J. RYS, M. ZABEL, P. DZIEGIEL, M. PODHORSKA-OKOLOW ( <i>Wroclaw; Krakow; Poznan, Poland</i> ) .....	4819
Hsp70 Inhibition Potentiates Radicol-induced Cell Death in Anaplastic Thyroid Carcinoma Cells. S.H. KIM, J.G. KANG, C.S. KIM, S.-H. IHM, M.G. CHOI, H.J. YOO, S.J. LEE ( <i>Chuncheon, Republic of Korea</i> ) .....	4829
Human Adipose Tissue-derived Mesenchymal Stem Cells Inhibit T-Cell Lymphoma Growth <i>In Vitro</i> and <i>In Vivo</i> . J.-O. AHN, J.-S. CHAE, Y.-R. COH, W.-S. JUNG, H.-W. LEE, I.-S. SHIN, S.-K. KANG, H.-Y. YOUN ( <i>Seoul, Republic of Korea</i> ) .....	4839
Characterization of Non-Alcoholic Steatohepatitis-derived Hepatocellular Carcinoma as a Human Stratification Model in Mice. K. TAKAKURA, S. KOIDO, M. FUJII, T. HASHIGUCHI, Y. SHIBAZAKI, H. YONEYAMA, H. KATAGI, M. KAJIHARA, T. MISAWA, S. HOMMA, T. OHKUSA, H. TAJIRI ( <i>Tokyo, Japan</i> ) .....	4849
Tunicamycin Induces Paraptosis Potentiated by Inhibition of BRAF <sup>V600E</sup> in FRO Anaplastic Thyroid Carcinoma Cells. S.H. KIM, H.-Y. SHIN, Y.-S. KIM, J.G. KANG, C.S. KIM, S.-H. IHM, M.G. CHOI, H.J. YOO, S.J. LEE ( <i>Chuncheon; Gyeonggi-Do, Republic of Korea</i> ) .....	4857

Immunological Assessment of Cryotherapy in Breast Cancer Patients. S. KOIDO, S. KINOSHITA, T. MOGAMI, S. KAN, K. TAKAKURA, M. OKAMOTO, S. HOMMA, T. OHKUSA, H. TAJIRI, J. HARADA ( <i>Tokyo; Chiba, Japan</i> ) .....	4869
Quantitative Structure–Cytotoxicity Relationship of Piperic Acid Amides. C. SHIMADA, Y. UESAWA, M. ISHIHARA, H. KAGAYA, T. KANAMOTO, S. TERAUBO, H. NAKASHIMA, K. TAKAO, T. MIYASHIRO, Y. SUGITA, H. SAKAGAMI ( <i>Sakado, Saitama; Kiyose, Tokyo; Kanagawa, Japan</i> ) .....	4877
A Nelarabine-resistant T-Lymphoblastic Leukemia CCRF-CEM Variant Cell Line Is Cross-resistant to the Purine Nucleoside Phosphorylase Inhibitor Forodesine. T. YAMAUCHI, K. UZUI, R. NISHI, T. TASAKI, T. UEDA ( <i>Matsuoka, Fukui, Japan</i> ) .....	4885
Decreased miR-206 Expression in BRCA1 Wild-type Triplenegative Breast Cancer Cells After Concomitant Treatment with Gemcitabine and a Poly(ADP-ribose) Polymerase-1 Inhibitor. A. SASAKI, Y. TSUNODA, M. TSUJI, Y. UDAKA, H. OYAMADA, H. TSUCHIYA, K. OGUCHI ( <i>Shinagawa, Tokyo; Kamogawa, Chiba, Japan</i> ) .....	4893
TKI258, a Multi-tyrosine Kinase Inhibitor Is Efficacious Against Human Infant/Childhood Lymphoblastic Leukemia <i>In Vitro</i> . J. EUCKER, C. ZANG, Y. ZHOU, X. LI, P. HABBEL, C.-O. SCHULZ, C. SCHOLZ, H. LIU ( <i>Berlin, Germany; Taiyuan, PR China</i> ) .....	4899
The Multi-tyrosine Kinase Inhibitor TKI258, Alone or in Combination with RAD001, Is Effective for Treatment of Human Leukemia with <i>BCR-ABL</i> Translocation <i>In Vitro</i> . J. EUCKER, C. ZANG, Y. ZHOU, X. LI, P. HABBEL, C. NEUMANN, C. SCHOLZ, H. LIU ( <i>Berlin, Germany; Taiyuan, PR China</i> ) .....	4909
<i>HSP27</i> Knockdown Produces Synergistic Induction of Apoptosis by <i>HSP90</i> and Kinase Inhibitors in Glioblastoma Multiforme. L. BELKACEM, M.O. HEBB ( <i>London, ON, Canada</i> ) .....	4915
Matrix metalloproteinase-2 and -14 in p16-Positive and –Negative HNSCC after Exposure To 5-FU and Docetaxel <i>In Vitro</i> . C. ADERHOLD, C. UMBREIT, A. FABER, R. BIRK, J.U. SOMMER, K. HÖRMANN, J.D. SCHULTZ ( <i>Mannheim, Germany</i> ) .....	4929
Microarray Analysis of Gene Expression in Lung Cancer Cell Lines Treated by Fractionated Irradiation. S.-J. AHN, C. CHOI, Y.-D. CHOI, Y.-C. KIM, K.-S. KIM, I.-J. OH, H.-J. BAN, M.-S. YOON, T.-K. NAM, J.-U. JEONG, J.-Y. SONG, W.-K. CHUNG ( <i>Gwangju, Republic of Korea</i> ) .....	4939
Prognostic Markers in Early-stage Colorectal Cancer: Significance of <i>TYMS</i> mRNA Expression. A. KOUMARIANOU, I. TZEVELEKI, D. MEKRAS, A.G. ELEFThERAKI, M. BOBOS, R. WIRTZ, E. FOUNTZILAS, C. VALAVANIS, I. XANTHAKIS, K.T. KALOGERAS, G. BASDANIS, G. PENTHEROUDAKIS, V. KOTOULA, G. FOUNTZILAS ( <i>Athens; Thessaloniki; Piraeus; Ioannina, Greece; Cologne, Germany</i> ) .....	4949
The Significant Association of <i>CCND1</i> Genotypes with Gastric Cancer in Taiwan. W.-H. KUO, C.-Y. HUANG, C.-K. FU, C.-H. LIAO, Y.-H. HSIEH, C.-M. HSU, C.-W. TSAI, W.-S. CHANG, D.-T. BAU ( <i>Kaoshiung; Taichung; Taipei, Taiwan, ROC</i> ) .....	4963
Preventive Effects of Probiotic Bacteria <i>Lactobacillus plantarum</i> and Dietary Fiber in Chemically induced Mammary Carcinogenesis. M. KASSAYOVÁ, N. BOBROV, L. STROJNÝ, T. KISKOVÁ, J. MIKEŠ, V. DEMEČKOVÁ, P. ORENDÁŠ, B. BOJKOVÁ, M. PÉČ, P. KUBATKA, A. BOMBA ( <i>Košice; Martin, Slovak Republic</i> ) .....	4969
Study of Microvascular Density and Expression of Vascular Endothelial Growth Factor and its Receptors in Cancerous and Precancerous Lesions of the Eyelids. K. TZOUTZOS, A. BATISTATOU, G. KITSOS, R. LIASKO, D. STEFANOY ( <i>Ioannina, Greece</i> ) .....	4977

Equol Induces Mitochondria-mediated Apoptosis of Human Cervical Cancer Cells. E.Y. KIM, J.Y. SHIN, Y.-J. PARK, A.K. KIM ( <i>Seoul, Republic of Korea</i> ) .....	4985
<i>Clinical Studies</i>	
Pharyngeal and Cervical Cancer Incidences Significantly Correlate with Personal UV Doses Among Whites in the United States. D.E. GODAR, R. TANG, S.J. MERRILL ( <i>Silver Spring, MD; Milwaukee, WI, USA</i> ) .....	4993
Primary Peritoneal Angiosarcoma: A Case Report. J. LITVAN, M. AGHAZARIAN, E. WILEY, S. GULERIA, A.Z. DUDEK ( <i>Chicago, IL, USA; Montevideo, Uruguay</i> ) .....	5001
Granulocyte-Colony-Stimulating Factor in Elderly Patients Receiving Chemotherapy for Breast and Gynaecological Cancers: Results of a French Survey. C. FALANDRY, I. KRAKOWSKI, H. CURÉ, E. CAROLA, P. SOUBEYRAN, O. GUÉRIN, G. FREYER ( <i>Pierre-Bénite; Vandoeuvre-les-Nancy; Reims; Senlis; Bordeaux; Nice, France</i> ) .....	5007
Intracystic Papillary Carcinoma of the Breast: A Diagnostic Challenge with Major Clinical Impact. C.Y. AKLADIOS, M.-N. ROEDLICH, M.-F. BRETZ-GRENIER, S. CROCE, C. MATHELIN ( <i>Strasbourg, France</i> ) .....	5017
Proteomic Identification of Dihydrolipoamide Dehydrogenase as a Target of Autoantibodies in Patients with Endometrial Cancer. K. YONEYAMA, R. SHIBATA, A. IGARASHI, S. KOJIMA, Y. KODANI, K. NAGATA, K. KUROSE, R. KAWASE, T. TAKESHITA, S. HATTORI ( <i>Tokyo; Saitama, Japan</i> ) .....	5021
Imatinib Escalation or Sunitinib Treatment After First-line Imatinib in Metastatic Gastrointestinal Stromal Tumor Patients. C.-C. HSU, C.-E. WU, J.-S. CHEN, J.-H. TSENG, K.-C. CHIANG, Y.-Y. LIU, C.-Y. TSAI, C.-T. CHENG, T.-W. CHEN, Y.-Y. JAN, T.-S. YEY, Y.-Y. CHEN, C.-N. YEY ( <i>Linkou; Keelung; Kaohsiung, Taiwan, ROC</i> ) .....	5029
Irinotecan plus Cisplatin in Patients with Extensive-Disease Poorly Differentiated Neuroendocrine Carcinoma of the Esophagus. H.S. OKUMA, S. IWASA, H. SHOJI, A. TAKASHIMA, N. OKITA, Y. HONMA, K. KATO, T. HAMAGUCHI, Y. YAMADA, Y. SHIMADA ( <i>Tokyo; Chiba, Japan</i> ) .....	5037
The Role of Statins for Primary Prevention in Non-elderly Colorectal Cancer Patients. A. SEHDEV, Y.-C.T. SHIH, D. HUO, B. VEKHTER, C. LYTTLE, B. POLITE ( <i>Chicago, IL, USA</i> ) .....	5043
Oxidative Stress and Body Composition in Prostate Cancer and Benign Prostatic Hyperplasia Patients. S. CIMINO, V. FAVILLA, G.I. RUSSO, F. GALVANO, G.L. VOLTI, I. BARBAGALLO, S.V. GIOFRE, N. D'ORAZIO, A. DI ROSA, M. MADONIA, G. MORGIA ( <i>Catania; Palermo; Messina; Chieti; Sassari, Italy</i> ) .....	5051
Implementation of a Clinical Quality Control Program in a Mammography Screening Service of Brazil. S.M. SABINO, T.B. SILVA, A.H.U. WATANABE, K. SYRJÄNEN, A.L. CARVALHO, E.C. MAUAD ( <i>Barretos, Brazil; Turku, Finland</i> ) .....	5057
Clinicopathological Characteristics and Therapeutic Outcomes of Synchronous Gastric Adenocarcinoma and Gastric Lymphoma. T. NAMIKAWA, E. MUNEKAGE, I. FUKUDOME, H. MAEDA, H. KITAGAWA, K. TOGITANI, M. TAKASAKI, A. YOKOYAMA, M. KOBAYASHI, K. HANAZAKI ( <i>Kochi, Japan</i> ) .....	5067
Prolonged Complete Remission After Induction Chemotherapy Followed by Chemoradiation with Tomotherapy in Metastatic Nasopharyngeal Cancer. D. AGNESE, L. BELGIOIA, A. BACIGALUPO, M. MARCENARO, S. VECCHIO, S. AGOSTINELLI, S. MORBELLI, R. CORVÒ ( <i>Genoa, Italy</i> ) .....	5075

Radiosurgery Alone for 1-3 Newly-diagnosed Brain Metastases from Melanoma: Impact of Dose on Treatment Outcomes. D. RADES, L. SEHMISCH, S. HUTTENLOCHER, O. BLANK, D. HORNING, P. TERHEYDEN, J. GLIEMROTH, S.E. SCHILD ( <i>Lübeck; Güstrow; Hamburg, Germany; Scottsdale, AZ, USA</i> ) .....	5079
HER2-positive Gastric Cancer Showing Marked Thickening of the Gastric Wall on Ultrasonographic and Computed Tomographic Scans. A Chance Phenomenon or a Specific Behaviour of this Cancer Type? Report of Three Cases. R. DI CICILIA, P. MORDENTI, E. ANSEMI, C. PATIES, E. CARELLA, L. CAVANNA ( <i>Piacenza, Italy</i> ) .....	5083
Surgical Considerations for Removal of Giant Tumor of the Right Adrenal. G. PEDULLÀ, P. SAPIENZA, A. PALIOTTA, A. GIORDANO, D. CROCETTI, G. DE TOMA ( <i>Rome, Italy</i> ) .....	5087
A Dosimetric Analysis of Intensity-modulated Radiation Therapy with Bone Marrow Sparing for Cervical Cancer. N. MURAKAMI, H. OKAMOTO, T.O KASAMATSU, K. KOBAYASHI, K. HARADA, M. KITAGUCHI, S. SEKII, K. TAKAHASHI, K. YOSHIO, K. INABA, M. MOROTA, M. SUMI, T. TOITA, Y. ITO, J. ITAMI ( <i>Tokyo; Okinawa, Japan</i> ) .....	5091
Dosimetric Analysis Between Carbon Ion Radiotherapy and Stereotactic Body Radiotherapy in Stage I Lung Cancer. T. EBARA, H. SHIMADA, H. KAWAMURA, K. SHIRAI, J.-I. SAITO, M. KAWASHIMA, M. TASHIRO, T. OHNO, T. KANAI, T. NAKANO ( <i>Gunma, Japan</i> ) .....	5099
Sorafenib Efficacy in Thymic Carcinomas Seems Not to Require <i>c-KIT</i> or PDGFR-alpha Mutations. M. PAGANO, N.M. ASENSIO SIERRA, M. PANEBIANCO, G. ROSSI, R. GNONI, G. BISAGNI, C. BONI ( <i>Reggio Emilia, Italy</i> ) .....	5105
Plasmablastic Lymphoma of the Breast in an Immunocompetent Patient: Long-lasting Complete Response Induced by Chemotherapy and Autologous Stem Cell Trasplantation. A. MATIKAS, G. KANELIS, C. PAPANIMITRIOU, T. PAPADAKI, A. KOTSAKIS, M.A. DIMOPOULOS, V. GEORGOULIAS ( <i>Heraklion; Athens, Greece</i> ) .....	5111
Survival in Advanced Diffuse Large B-Cell Lymphoma in Pre- and Post-rituximab Eras in the United States. B.K. SHAH, A. BISTA, B. SHAFII ( <i>Lewiston; Moscow, ID, USA</i> ) .....	5117
<sup>90</sup> Y-Ibritumomab Tiuxetan Consolidation After Autologous Stem Cell Transplantation Improves Survival of Patients with Intermediate-/High-risk Diffuse Large B-cell Lymphoma Not Responding Adequately to First-line Treatment. P. MONDELLO, V. PITINI, C. ARRIGO, E. DERENZINI, M. MIAN ( <i>Messina; Bologna; Bolzano/Bozen, Italy; Innsbruck, Austria</i> ) .....	5121
HPV16-L1-specific Antibody Response Is Associated with Clinical Remission of High-risk HPV-positive Early Dysplastic Lesions. G. MEHLHORN, S.K. HAUTMANN, M.C. KOCH, J.D. STREHL, A. HARTMANN, R. HILFRICH, M.W. BECKMANN, H. GRIESSER ( <i>Erlangen; Pirmasens; Cologne, Germany</i> ) .....	5127
Phase I Study of Efatutazone, an Oral PPAR $\gamma$ Agonist, in Patients with Metastatic Solid Tumors. H. MURAKAMI, A. ONO, T. TAKAHASHI, Y. ONOZAWA, T. TSUSHIMA, K. YAMAZAKI, T. JIKOH, N. BOKU, N. YAMAMOTO ( <i>Shizuoka; Tokyo; Kanagawa; Wakayama, Japan</i> ) .....	5133
8-Isoprostane in Exhaled Breath Condensate of Patients with Non-small Cell Lung Cancer: The Effect of Chemotherapy. D. STATHOPOULOS, S. LOUKIDES, K. SYRIGOS ( <i>Athens, Greece</i> ) .....	5143
Elderly Women Above Screening Age Diagnosed with Cervical Cancer Have a Worse Prognosis. L. DARLIN, C. BORGFELDT, E. WIDÉN, P. KANNISTO ( <i>Lund, Sweden</i> ) .....	5147



Phase II Study of Docetaxel-plus-Bevacizumab Combination Therapy in Patients Previously Treated for Advanced Non-squamous Non-small Cell Lung Cancer. F. OHYANAGI, N. YANAGITANI, K. KUDO, Y. KAWANO, T. SAKATANI, A. TANIMOTO, H. NISHIZAWA, A. HORIIKE, S. HAGIWARA, T. HORAI, M. NISHIO ( <i>Tokyo, Japan</i> ).....	5153
Fibroma of Tendon Sheath with 11q Rearrangements. J. NISHIO, H. IWASAKI, M. NAGATOMO, M. NAITO ( <i>Fukuoka, Japan</i> ) .....	5159
Postoperative Peripheral Absolute Blood Lymphocyte-to-Monocyte Ratio Predicts Therapeutic Outcome After Pancreatic Resection in Patients with Pancreatic Adenocarcinoma. Y. FUJIWARA, T. MISAWA, H. SHIBA, Y. SHIRAI, R. IWASE, K. HARUKI, K. FURUKAWA, Y. FUTAGAWA, K. YANAGA ( <i>Tokyo, Japan</i> ) .....	5163
Optimal Treatment Change Criteria for Advanced Gastric Cancer with Non-measurable Peritoneal Metastasis: Symptom/Tumor Marker-based <i>Versus</i> CT-based. H. HASEGAWA, K. FUJITANI, S. NAKAZURU, M. HIRAO, K. YAMAMOTO, E. MITA, T. TSUJINAKA ( <i>Osaka, Japan</i> ) .....	5169
A Population-based Study of Primary Chemoradiotherapy in Clinical Stage III Non-small Cell Lung Cancer: Intensitymodulated Radiotherapy <i>Versus</i> 3D Conformal Radiotherapy. T.-C. HSIA, C.-Y. TU, H.-J. CHEN, S.-C. CHEN, J.-A. LIANG, C.-Y. CHEN, Y.-C. WANG, C.-R. CHIEN ( <i>Taichung, Taiwan, ROC</i> ) .....	5175
D-dimer Levels in the Differential Diagnosis Between Lipoma and Well-differentiated Liposarcoma. A. YOSHIYAMA, T. MORII, T. TAJIMA, T. AOYAGI, K. HONYA, K. MOCHIZUKI, K. SATOMI, S. ICHIMURA ( <i>Mitaka, Tokyo, Japan</i> ) .....	5181
Effects of Valproic Acid in Combination with S-1 on Advanced Pancreatobiliary Tract Cancers: Clinical Study Phases I/II. S. IWAHASHI, T. UTSUNOMIYA, S. IMURA, Y. MORINE, T. IKEMOTO, Y. ARAKAWA, Y. SAITO, D. ISHIKAWA, M. SHIMADA ( <i>Tokushima, Japan</i> ) .....	5187
The Role of Neuron-specific Enolase (NSE) and Thimidine Kinase (TK) Levels in Prediction of Efficacy of EGFR-TKIs in Patients with Advanced-stage NSCLC. O. FIALA, M. PESEK, J. FINEK, L. BENESOVA, M. MINARIK, Z. BORTLICEK, O. TOPOLCAN ( <i>Pilsen; Prague; Brno, Czech Republic</i> ) .....	5193
Association Between Common Genetic Variants in Pre-MicroRNAs and Prognosis of Advanced Gastric Cancer Treated with Chemotherapy. T. TAHARA, M. OKUBO, T. SHIBATA, T. KAWAMURA, K. SUMI, T. ISHIZUKA, M. NAGASAKA, Y. NAKAGAWA, T. ARISAWA, N. OHMIYA, I. HIRATA ( <i>Toyoake; Ishikawa, Japan</i> ) .....	5199
Predisposing Factors for Larynx Preservation Strategies with Nonsurgical Multimodality Treatment for Locally Advanced (T3-4) Larynx, Hypopharynx and Cervical Esophageal Disease. G. SUZUKI, H. YAMAZAKI, E. OGO, T. ABE, H. ETO, K. MURAKI, C. HATTORI, H. UMENO, N. TANAKA, T. TANAKA, S. NAKAMURA, K. YOSHIDA ( <i>Kurume, Fukuoka; Kyoto, Kyoto; Takatsuki, Osaka, Japan</i> ).....	5205
Erlotinib Is a Well-tolerated Alternate Treatment for Non-small Cell Lung Cancer in Cases of Gefitinib-induced Hepatotoxicity. K. YONESAKA, T. SUZUMURA, H. TSUKUDA, Y. HASEGAWA, T. OZAKI, T. SUGIURA, M. FUKUOKA ( <i>Izumi, Osaka, Japan</i> ) .....	5211
Evaluation of IGF1 Serum Levels in Malignant Melanoma and Healthy Subjects. R. KUCERA, I. TRESKOVA, J. VRZALOVA, S. SVOBODOVA, O. TOPOLCAN, R. FUCHSOVA, M. ROUSAROVA, V. TRESKA, T. KYDLICEK ( <i>Pilsen, Czech Republic</i> ) .....	5217
Prognostic Role of Vascular Endothelial Growth Factor and its Receptor-1 in Patients with Esophageal Cancer. E. KILIC, S.E. SCHILD, C. THORNS, A. BAJROVIC, D. RADES ( <i>Berlin; Hamburg; Lübeck, Germany; Scottsdale, AZ, USA</i> ) .....	5221
Errata .....	5227

**Number 10***Review*

- Genes Associated with Susceptibility to Lung Adenocarcinoma Among Never Smokers Suggest the Mechanism of Disease. I. OKAZAKI, S. ISHIKAWA, Y. SOHARA (*Tokyo; Otawara, Tochigi, Japan*)..... 5229
- Pharmacogenomics in Lung Cancer Chemotherapy: A Review of What the Oncologist Should Know. C. D'ANTONIO, A. MILANO, R. RIGHINI, C.E. ONESTI, M. BASSANELLI, R. FALCONE, I. PARIS, S. LAURO, P. MARCHETTI (*Rome, Italy*) ..... 5241
- Soft Tissue Limb and Trunk Sarcomas: Diagnosis, Treatment and Follow-up. M. RASTRELLI, S. TROPEA, U. BASSO, A. ROMA, M. MARUZZO, C.R. ROSSI (*Padova, Italy*)..... 5251
- Chemotherapy of Rare Skin Adnexal Tumors: A Review of Literature. F. DE IULIIS, L. AMOROSO, L. TAGLIERI, S. VENDITTOZZI, L. BLASI, G. SALERNO, R. LANZA, S. SCARPA (*Rome, Italy*) ..... 5263

*Experimental Studies*

- Apicidin Sensitizes Pancreatic Cancer Cells to Gemcitabine by Epigenetically Regulating MUC4 Expression. D. ANSARI, C. UREY, K.S. HILMERSSON, M.P. BAUDEN, F. EK, R. OLSSON, R. ANDERSSON (*Lund, Sweden*) ..... 5269
- STAT3 Activation and Infiltration of Eosinophil Granulocytes in Mycosis Fungoides. S. FREDHOLM, L.M.R. GJERDRUM, A. WILLERSLEV-OLSEN, D.L. PETERSEN, I.Ø. NIELSEN, C.-S. KAUCZOK, M. WOBSE, U. RALFKIAER, C.M. BONEFELD, M.A. WASIK, T. KREJSGAARD, C. GEISLER, E. RALFKIAER, R. GNIADOCKI, A. WOETMANN, N. ODUM (*Copenhagen, Denmark; Würzburg, Germany; Philadelphia, PA, USA*) ..... 5277
- Promise of Combining a Bcl-2 Family Inhibitor with Bortezomib or SAHA for Adult T-cell Leukemia/Lymphoma. N. KUNAMI, H. KATSUYA, R. NOGAMI, K. ISHITSUKA, K. TAMURA (*Fukuoka, Japan*)..... 5287
- Differential Expression of VEGF and IL-1alpha After Photodynamic Treatment in Combination with Doxorubicin or Taxotere. D. DABKEVICIENE, A. SASNAUSKIENE, E. LEMAN, R. KVIETKAUSKAITE, V. KIRVELIENE (*Vilnius, Lithuania; Haifa, Israel*) ..... 5295
- New Therapeutic Possibilities of Combined Treatment of Radiotherapy with Oxaliplatin and its Liposomal Formulation, Lipoxal™, in Rectal Cancer Using Xenograft in Nude Mice. T. TIPPAYAMONTRI, R. KOTB, L. SANCHE, B. PAQUETTE (*Sherbrooke, QC; Victoria, BC, Canada*) ..... 5303
- The Apelin-APJ System Induces Tumor Arteriogenesis in Hepatocellular Carcinoma. J. MUTO, K. SHIRABE, T. YOSHIZUMI, T. IKEGAMI, S. AISHIMA, K. ISHIGAMI, Y. YONEMITSU, T. IKEDA, Y. SOEJIMA, Y. MAEHARA (*Fukuoka, Japan*) ..... 5313
- Vasohibin-1 Increases the Malignant Potential of Colorectal Cancer and Is a Biomarker of Poor Prognosis. T. KITAJIMA, Y. TOIYAMA, K. TANAKA, S. SAIGUSA, M. KOBAYASHI, Y. INOUE, Y. MOHRI, M. KUSUNOKI (*Tsu, Mie, Japan*) ..... 5321
- Expression of Chemokine Ligand 18 in Stage IA Low-grade Endometrial Cancer. R. SAKANE, H. TSUBAMOTO, K. SAKATA, K. INOUE, M. OGINO, H. SHIBAHARA, H. HAO, S. HIROTA (*Nishinomiya, Hyogo, Japan*) ..... 5331
- Synergistic Effects Between Catalase Inhibitors and Modulators of Nitric Oxide Metabolism on Tumor Cell Apoptosis. K. SCHEIT, G. BAUER (*Freiburg, Germany*) ..... 5337

Synchrotron-based Photon Activation Therapy Effect on Cisplatin Pre-treated Human Glioma Stem Cells. C. CERESA, G. NICOLINI, S. SEMPERBONI, H. REQUARDT, G. LE DUC, C. SANTINI, M. PELLEI, A. BENTIVEGNA, L. DALPRÀ, G. CAVALETTI, A. BRAVIN ( <i>Monza; Camerino, Italy; Grenoble, France</i> ) ....	5351
Prognostic Significance of High Mobility Group Box 1 (HMGB1) Expression in Patients with Colorectal Cancer. M. UEDA, Y. TAKAHASHI, Y. SHINDEN, S. SAKIMURA, H. HIRATA, R. UCHI, Y. TAKANO, J. KURASHIGE, T. IGUCHI, H. EGUCHI, K. SUGIMACHI, H. YAMAMOTO, Y. DOKI, M. MORI, K. MIMORI ( <i>Beppu; Suita, Osaka, Japan</i> ) .....	5357
Resveratrol Augments Paclitaxel Treatment in MDA-MB-231 and Paclitaxel-resistant MDA-MB-231 Breast Cancer Cells. A.A. SPROUSE, B.-S. HERBERT ( <i>Indianapolis, IN, USA</i> ) .....	5363
Effect of Wnt Inhibitors in Pancreatic Cancer. I. WALL, I.G.H. SCHMIDT-WOLF ( <i>Bonn, Germany</i> ) .....	5375
DNA Methylation at Selected CpG Sites in Peripheral Blood Leukocytes Is Predictive Of Gastric Cancer. A. DAUKSA, A. GULBINAS, Z. ENDZINAS, J. OLDENBURG, O. EL-MAARRI ( <i>Kaunas, Lithuania; Bonn, Germany</i> ).....	5381
Optimization of Ultrasmall Superparamagnetic Iron Oxide (P904)-enhanced Magnetic Resonance Imaging of Lymph Nodes: Initial Experience in a Mouse Model. R.-E. YOO, H.R. CHO, S.H. CHOI, J.-K. WON, J.-H. KIM, C.-H. SOHN ( <i>Seoul, Republic of Korea</i> ).....	5389
Effects of Digoxin and Na, K-ATPase Immunoexpression on Human Oral Squamous Carcinomas. A.L.F. CHAVES, P.O. DE LIMA, J.M.A. SOARES, H.B. DOS SANTOS, A.G. SILVA, L.V. MUNIZ, F.V. DOS SANTOS, M.C. PEREIRA, R.I.M. DE AZAMBUJA RIBEIRO, L.A. BARBOSA ( <i>Divinópolis, Minas Gerais, Brazil</i> ) .....	5397
Quantitative Structure–Cytotoxicity Relationship of 3-Styrylchromones. C. SHIMADA, Y. UESAWA, R. ISHII-NOZAWA, M. ISHIHARA, H. KAGAYA, T. KANAMOTO, S. TERAOKUBO, H. NAKASHIMA, K. TAKAO, Y. SUGITA, H. SAKAGAMI ( <i>Sakado, Saitama; Kiyose, Tokyo; Kanagawa, Japan</i> ).....	5405
Crosstalk Between Tumor Blood Vessels Heterogeneity and Hormonal Profile of Pituitary Adenomas: Evidence and Controversies. B. BĂLINIȘTEANU, A.M. CIMPEAN, E. MELNIC, M. COCULESCU, R.A. CEAUȘU, M. RAICA ( <i>Timisoara; Bucharest, Romania; Chisinau, Moldova</i> ) .....	5413
Aberrations of BUBR1 and TP53 Gene Mutually Associated with Chromosomal Instability in Human Colorectal Cancer. Y. ZHAO, K. ANDO, E. OKI, A. IKAWA-YOSHIDA, S. IDA, Y. KIMURA, H. SAEKI, H. KITAO, M. MORITA, Y. MAEHARA ( <i>Fukuoka; Gotnemba, Japan; Shenyang, PR China</i> ) .....	5421
Impact of Sodium Butyrate on the Network of Adhesion/Growthregulatory Galectins in Human Colon Cancer <i>In Vitro</i> . E.-M. KATZENMAIER, S. ANDRÉ, J. KOPITZ, H.-J. GABIUS ( <i>Heidelberg; Munich, Germany</i> ) .....	5429
Resveratrol Enhances Mitomycin C-mediated Suppression of Human Colorectal Cancer Cell Proliferation by Up-regulation of p21 <sup>WAF1/CIP1</sup> . I. ALI, D.P. BRAUN ( <i>Zion, IL, USA</i> ) .....	5439
Selective Anticancer Activity of Neurotoxin 1-Methyl-4-Phenylpyridinium on Non-small Cell Lung Adenocarcinoma A549 Cells. R.B. BADISA, D.A. MINA, L.M. LATINWO, K.F.A. SOLIMAN ( <i>Tallahassee, FL, USA</i> ).....	5447
Synergism from Combinations of tris(benzimidazole) monochloroplatinum(II) Chloride with Capsaicin, Quercetin, Curcumin and Cisplatin in Human Ovarian Cancer Cell Lines. L. ARZUMAN, P. BEALE, C. CHAN, J.Q. YU, F. HUQ ( <i>Lidcombe; Concord, NSW, Australia</i> ).....	5453

Lysophosphatidylserine Stimulates Chemotactic Migration of Colorectal Cancer Cells Through GPR34 and PI3K/Akt Pathway. Y. IIDA, N.H.TSUNO, J. KISHIKAWA, K. KANEKO, K. MURONO, K. KAWAI, T. IKEDA, S. ISHIHARA, H. YAMAGUCHI, E. SUNAMI, J. KITAYAMA, Y. YATOMI, T. WATANABE (Tokyo, Japan) .....	5465
Synergistic Combinations of Tanshinone IIA and <i>Trans</i> -resveratrol Toward Cisplatin-comparable Cytotoxicity in HepG2 Human Hepatocellular Carcinoma Cells. T.-W. CHANG, C.-Y. LIN, Y.-J. TZENG, H.-S. LUR (Taipei; Hualien City, Taiwan, ROC) .....	5473
The Role of Functional Polymorphisms of Cyclooxygenase 2 in Renal Cell Carcinoma. W.-S. CHANG, C.-H. LIAO, C.-E. MIAO, H.-C. WU, L.-L. HOU, C.-L. HSIAO, H.-X. JI, C.-W. TSAI, D.-T. BAU (Taichung, Taiwan, ROC) .....	5481
Gemtuzumab Ozogamicin and Olaparib Exert Synergistic Cytotoxicity in CD33-positive HL-60 Myeloid Leukemia Cells. T. YAMAUCHI, K. UZUI, R. NISHI, H. SHIGEMI, T. UEDA (Eiheiji, Fukui, Japan) ...	5487
Ouabain Mediates Integrin Switch in Human Lung Cancer Cells. C. NINSONTIA, P. CHANVORACHOTE (Bangkok, Thailand) .....	5495
Activating Mutations Affecting the NF-kappa B Pathway and <i>EZH2</i> -mediated Epigenetic Regulation are Rare Events in Primary Mediastinal Large B-cell Lymphoma. N. GEBAUER, T.T. HARDEL, J. GEBAUER, V. BERNARD, H. MERZ, A.C. FELLER, D. RADES, H. BIRSACK, H. LEHNERT, C. THORNS (Luebeck, Germany) .....	5503
Inhibition of JNK Potentiates Temozolomide-induced Cytotoxicity in U87MG Glioblastoma Cells <i>via</i> Suppression of Akt Phosphorylation. V.A. VO, J.-W. LEE, H.J. LEE, W.J. CHUN, S.Y. LIM, S.-S. KIM (Chuncheon, Kangwon, Republic of Korea) .....	5509
<i>Clinical Studies</i>	
Mixed Adenoneuroendocrine Carcinoma of the Colon: Molecular Pathogenesis and Treatment. L. VANACKER, D. SMEETS, A. HOORENS, E. TEUGELS, R. ALGABA, M.F. DEHOU, A. DE BECKER, D. LAMBRECHTS, J. DE GREVE (Brussels; Leuven, Belgium) .....	5517
Intrapelvic Fat Makes Robot-assisted Radical Prostatectomy Difficult. Y. KADONO, S. UENO, T. MAKINO, M. OFUDE, K. IZUMI, T. GABATA, M. NAMIKI (Kanazawa, Japan) .....	5523
Carcinoembryonic Antigen Half-life Is an Early Predictor of Therapeutic Effects in Induction Chemotherapy for Liver Metastases from Colorectal Cancer. Y. NAGAI, T. BEPPU, Y. SAKAMOTO, Y. MIYAMOTO, H. HAYASHI, H. NITTA, K. IMAI, T. MASUDA, H. OKABE, K. HIRASHIMA, Y. IMAMURA, Y. BABA, A. CHIKAMOTO, H. BABA (Kumamoto, Japan) .....	5529
Features Related To Breast Cancer in an Entire Argentine Rural Population. L. CERMIGNANI, C. ALBERDI, S. DEMICHELIS, L. FERNÁNDEZ, M.M. MARTINUCCI, N. ZALAZAR, M. MÁRQUEZ, A. SEGAL-EIRAS, M.V. CROCE (La Plata; Lanús, Argentina; Stockholm, Sweden; Monterrey, NL, Mexico) .....	5537
Impact of Comorbidity on Initial Treatment and Overall Survival in Elderly Head and Neck Cancer Patients. S. CHOKSHI, A. GHOBADI, M. ATHAR, S. SHAH, J. DOWELL (Dallas, TX, USA) .....	5543
Maximal Debulking Liver Resection as a Beneficial Treatment Strategy for Advanced and Aggressive Colorectal Liver Metastases. K. TANAKA, T. MURAKAMI, Y. YABUSHITA, Y. HIROSHIMA, K. MATSUO, I. ENDO, K. KODA (Chiba; Yokohama, Japan) .....	5547
Prognostic Significance of CD3 <sup>+</sup> Tumor-infiltrating Lymphocytes in Patients with Endometrial Carcinoma. P. ČERMÁKOVÁ, B. MELICHAR, M. TOMŠOVÁ, Z. ZOUL, H. KALÁBOVÁ, J. ŠPAČEK, M. DOLEŽEL (Hradec Králové; Olomouc, Czech Republic) .....	5555

Role of Surgical Treatment in Breast Cancer Liver Metastases: A Single Center Experience. N. BACALBASA, S.O. DIMA, R. PURTAN-PURNICHESCU, V. HERLEA, I. POPESCU ( <i>Bucharest, Romania</i> ) .....	5563
Outcomes and Complications of Reconstruction Using Tumor-bearing Frozen Autografts in Patients with Metastatic Bone Tumors. S. MIWA, A. TAKEUCHI, T. SHIRAI, N. YAMAMOTO, K. HAYASHI, H. NISHIDA, H. KIMURA, K. IGARASHI, H. TSUCHIYA ( <i>Kanazawa, Japan</i> ).....	5569
Beef Consumption and Fatty Acids Serum Concentration: Relationship with Salivary Gland Tumors in Córdoba, Argentina. M.C. CITTADINI, P.M. CORNAGLIA, N.R. PEROVIC, S. JOEKES, V.M. HEINZE, C. BERNAL, A.B. ACTIS ( <i>Córdoba; Martín; Santa Fe, Argentina</i> ) .....	5579
Concordance Between Biopsy and Radical Prostatectomy Specimen Gleason Score in Internal and External Pathology Facilities. A.A.C. GRASSO, G. COZZI, C. PALUMBO, G. ALBO, B. ROCCO ( <i>Milan, Italy</i> ) .....	5585
Identifying Melanoma Patients with 1-3 Brain Metastases Who May Benefit from Whole-brain Irradiation in Addition to Radiosurgery. S. HUTTENLOCHER, L. SEHMISCH, S.E. SCHILD, O. BLANK, D. HORNUNG, D. RADES ( <i>Lübeck; Güstrow; Hamburg, Germany; Scottsdale, AZ, USA</i> ) .....	5589
Protein Expression Differences Between Lung Adenocarcinoma and Squamous Cell Carcinoma with Brain Metastasis. K. FÁBIÁN, Z. NÉMETH, J. FURÁK, L. TISZLAVICZ, J. PÁPAY, T. KRENÁCS, J. TÍMÁR, J. MOLDOVAY ( <i>Budapest; Szeged, Hungary</i> ) .....	5593
Overexpression of the <i>ITGAV</i> Gene Is Associated with Progression and Spread of Colorectal Cancer. J. WAISBERG, L. DE SOUZA VIANA, R.J. AFFONSO Jr, S.R.M. SILVA, M.V.A. DENADAI, F.B. MARGEOTTO, C.S. DE SOUZA, D. MATOS ( <i>São Paulo, Brazil</i> ) .....	5599
Neurofibromatosis Type 1 and GIST: Is There a Correlation? E. VALENCIA, M.W. SAIF ( <i>Boston, MA, USA</i> ) ...	5609
Versican Expression in Tumor Epithelial Cells Is Correlated with a Good Prognosis in Gastric Cancer. N.S. KIM, H.H. LEE, C.-K. JUNG, H.M. JEON ( <i>Seoul, Republic of Korea</i> ) .....	5613
Postoperative Radiotherapy for Gallbladder Cancer. Y. JEONG, J.-H. PARK, Y.-J. LEE, K.-M. PARK, S. WANG, H.-M. CHANG, K.-P. KIM, S.M. YOON, N.H. JUNG, J.H. KIM ( <i>Seoul, Republic of Korea</i> ) ....	5621
Long-term Survival in Patients with Incurable Breast Cancer. An Analysis of 93 Cases. W. RHOMBERG, T. RHOMBERG ( <i>Feldkirch; Innsbruck, Austria</i> ).....	5631
The Response to Induction Therapy Is Crucial for the Treatment Outcomes of Elderly Patients with Acute Myeloid Leukemia: Single-institution Experience. T. TASAKI, T. YAMAUCHI, Y. MATSUDA, M. TAKAI, M. OOKURA, S. LEE, K. TAI, S. IKEGAYA, S. KISHI, A. YOSHIDA, Y. URASAKI, H. IWASAKI, T. UEDA ( <i>Eiheiji, Fukui, Japan</i> ).....	5637
First-line Treatment Result Influence Second-line Regimen Selection in Targeted Therapy for Metastatic Renal Cell Carcinoma. J.-R. LI, C.-K. YANG, S.-S. WANG, C.-S. CHEN, K.-Y. CHIU, C.-L. CHENG, C.-R. YANG, H.-C. HO, J.-L. KO, Y.-C. OU ( <i>Taichung, Taiwan, ROC</i> ) .....	5643
Docetaxel and Intermittent Erlotinib in Patients with Metastatic Non-small Cell Lung Cancer; A Phase II Study From The Hellenic Cooperative Oncology Group. V. KARAVASILIS, P. KOSMIDIS, K.N. SYRIGOS, P. MAVROPOULOU, M.A. DIMOPOULOS, V. KOTOULA, D. PECTASIDES, I. BOUKOVINAS, G. KLOUVAS, A. KALOGERA-FOUNTZILA, C.N. PAPANDREOU, G. FOUNTZILAS, E. BRIASOULIS ( <i>Thessaloniki; Athens; Piraeus; Larissa; Ioannina, Greece</i> ) .....	5649
Activity of a Three-drug Combination Including Cisplatin (CLOVER Regimen) for Poorly Differentiated Neuroendocrine Carcinoma. E. BAJETTA, L. CATENA, P. BIONDANI, S. PUSCEDDU, M. VALENTE, N. BIANCO, E. NOVELLI ( <i>Monza; Milan; Grosseto; Novara, Italy</i> ) .....	5657

Plasma Chromogranin A Levels Predict Survival and Tumor Response in Patients with Advanced Gastroenteropancreatic Neuroendocrine Tumors. W.-C. CHOU, J.-S. CHEN, Y.-S. HUNG, J.-T. HSU, T.-C. CHEN, C.-F. SUN, C.-H. LU, T.-L. HWANG ( <i>Taoyuan, Taiwan, ROC</i> ) .....	5661
Factors Predictive of Endometrial Carcinoma in Patients with Atypical Endometrial Hyperplasia on Preoperative Histology. C. TOUBOUL, B. PIEL, M. KOSKAS, C. GONTHIER, M. BALLESTER, A. CORTEZ, E. DARAI ( <i>Paris, France</i> ) .....	5671
The Self-Rating Score (SRS) Versus the Examiner Rating Score (ERS) in Measuring Helplessness in Healthy Individuals and in Patients with Benign Breast Disease and Breast Cancer: A Prospective Case–Control Study in Finland. M. ESKELINEN, R. KORHONEN, T. SELANDER, P. OLLONEN ( <i>Kuopio, Finland</i> ) .....	5677
Bimodal Pattern of the Impact of Body Mass Index on Cancer-specific Survival of Upper Urinary Tract Urothelial Carcinoma Patients. J. ISHIOKA, H. MASUDA, T. KIJIMA, M. TATOKORO, S. YOSHIDA, M. YOKOYAMA, Y. MATSUOKA, N. NUMAO, F. KOGA, K. SAITO, Y. FUJII, Y. SAKAI, C. ARISAWA, T. OKUNO, K. NAGAHAMA, S. KAMATA, J. YONESE, Y. KAGEYAMA, A. NORO, S. MORIMOTO, T. TSUJII, S. KITAHARA, S. GOTOH, K. KIHARA ( <i>Tokyo; Chiba; Ibaraki; Saitama; Shizuoka, Japan</i> ) .....	5683
Short-term Outcome of Cytoreductive Surgery and Hyperthermic Intraperitoneal Chemotherapy: Preliminary Analysis of a Multicentre Study. A. MACRÌ, V. ARCORACI, V. BELGRANO, M. CALDANA, T. CIOPPA, B. COSTANTINI, E. CUCINOTTA, F. DE CIAN, P. DE IACO, G. DE MANZONI, A. DI GIORGIO, F. FLERES, F. MUFFATTI, E. ORSENIGO, A.D. PINNA, F. ROVIELLO, P. SAMMARTINO, G. SCAMBIA, E. SALADINO ( <i>Messina; Genoa; Verona; Siena; Rome; Bologna; Milan, Italy</i> ) .....	5689
Improvement of High-sensitivity Inflammation-based Glasgow Prognostic Score by Gastrectomy Is a Favorable Prognostic Factor in Patients with Gastric Cancer. S. TAKENO, T. HASHIMOTO, R. SHIBATA, K. MAKI, H. SHIWAKU, I. YAMANA, R. YAMASHITA, Y. YAMASHITA ( <i>Fukuoka, Japan</i> ).....	5695
A Prospective Case–Control Study on the Impact of Neoadjuvant Chemotherapy on Surgery-related Outcomes of Laparoscopic Radical Hysterectomy. G. BOGANI, A. CROMI, M. SERATI, E. DI NARO, J. CASARIN, N. MARCONI, D. STURLA, N. DONADELLO, F. GHEZZI ( <i>Varese; Bari, Italy</i> ) .....	5703
Clinical Outcome of Induction Chemotherapy in Locally Advanced Head and Neck Squamous Cell Carcinoma. H.S. WON, Y.S. LEE, E.K. JEON, S.H. HONG, J.-H. KANG, Y.-S. KIM, L.R. YOO, D.-I. SUN, M.-S. KIM ( <i>Seoul, Republic of Korea</i> ) .....	5709
Treatment Outcome of Radiation Therapy for Intracranial Germinoma: Adaptive Radiation Field in Relation to Response to Chemotherapy. J.H. JOO, J.-H. PARK, Y.-S. RA, H.J. IM, K.N. KOH, S.K. KHANG, S.D. AHN ( <i>Seoul, Republic of Korea</i> ).....	5715
Changes in the Diffusion Capacity for Carbon Monoxide and the Development of Non-infectious Pneumonitis in Patients with Metastatic Renal Cell Carcinoma Treated with Everolimus. K. PARK, H.J. KIM, J.-L. LEE, K.-H. LEE, I.-G. JEONG, C. SONG, B.-S. HONG, J. HONG, C.S. KIM, H. AHN ( <i>Seoul, Republic of Korea</i> ) .....	5723
Increase of Peripheral Blood CD57 <sup>+</sup> T-Cells in Patients with Oral Squamous Cell Carcinoma. M. IIDA, E. TAKAYAMA, K. NAGANAWA, K. MITSUDO, M. ADACHI, J.-I. BABA, M. FUJIMOTO-MUTO, M. MOTOHASHI, M. MIZUNO-KAMIYA, H. KAWAKI, M. KIOI, M. ICHINOSE, S.-I. SUMITOMO, Y. MURAMATSU, M. SHIKIMORI, I. TOHNAI, N. KONDOH ( <i>Yokohama, Kanagawa; Mizuho, Gifu; Wakayama, Japan</i> ) .....	5729
Obesity is a Risk Factor for Multifocal Disease and Recurrence after Colorectal Cancer Surgery: A Case-Control Study. M. SCARPA, C. RUFFOLO, F. ERROI, A. FIOROT, S. BASATO, A. POZZA, F. CANAL, M. MASSANI, F. CAVALLIN, M. ANTONIUTTI, N. BASSI, C. CASTORO ( <i>Padova; Treviso, Italy</i> ) .....	5735

Results of S-1-based Chemotherapy for Platinum (and Antrathycline)-Refractory Advanced Thymic Carcinoma. F. HIRAI, T. SETO, E. INAMASU, G. TOYOKAWA, T. YOSHIDA, K. NOSAKI, T. TAKENAKA, M. YAMAGUCHI, M. TAKENOYAMA, Y. ICHINOSE ( <i>Fukuoka, Japan</i> ) .....	5743
Prevalence of Human Papillomavirus Infection in Greek Patients with Squamous Cell Carcinoma of the Larynx. S. LASKARIS, I. SENGAS, P. MARAGOUDAKIS, E. TSIMPLAKI, E. ARGYRI, L. MANOLOPOULOS, E. PANOTOPOULOU ( <i>Piraeus; Athens, Greece</i> ) .....	5749
Hypofractionated Stereotactic Radiotherapy Using CyberKnife as a Boost Treatment for Head and Neck Cancer, a Multi-institutional Survey: Impact of Planning Target Volume. H. YAMAZAKI, M. OGITA, K. HIMEI, S. NAKAMURA, K. YOSHIDA, T. KOTSUMA, Y. YAMADA, M. FUJIWARA, S. BAEK, Y. YOSHIOKA ( <i>Kyoto; Miyazaki; Okayama; Osaka, Japan</i> ) .....	5755
<b>ABSTRACTS OF THE NINTH INTERNATIONAL CONFERENCE OF ANTICANCER RESEARCH. October 6-10, 2014. Sithonia, Greece</b> .....	5761-6258

## Number 11

### Reviews

NOTCH Signaling Roles in Acute Myeloid Leukemia Cell Growth and Interaction with other Stemness-related Signals. S. TOHDA ( <i>Tokyo, Japan</i> ) .....	6259
Resistance to Abiraterone in Castration-resistant Prostate Cancer: A Review of the Literature. S. GIACINTI, M. BASSANELLI, A.M. ASCHELTER, A. MILANO, M. ROBERTO, P. MARCHETTI ( <i>Rome, Italy</i> ) .....	6265
Surgery for Symptomatic Colon Lipoma: A Systematic Review of the Literature. D. CROCETTI, P. SAPIENZA, A.V. STERPETTI, A. PALIOTTA, A. DE GORI, G. PEDULLÀ, G. DE TOMA ( <i>Rome, Italy</i> ) .....	6271
Current Concepts in Colorectal Cancer Prevention with Cyclooxygenase Inhibitors. G. SINGH RANGER ( <i>Waterville, New Brunswick; Halifax, Nova Scotia, Canada</i> ) .....	6277
Surgical Management of Microscopic Positive Resection Margin After Gastrectomy for Gastric Cancer: A Systematic Review of Gastric R1 Management. P. AURELLO, P. MAGISTRI, G. NIGRI, N. PETRUCCIANI, L. NOVI, L. ANTOLINO, F. D'ANGELO, G. RAMACCIATO ( <i>Rome, Italy</i> ) .....	6283
Bacteria: Prospective Savior in Battle against Cancer. N. NAIR, T. KASAI, M. SENO ( <i>Okayama, Japan</i> ) .....	6289

### Experimental Studies

Effect of Radiation on Cell Proliferation and Tumor Hypoxia in HPV-positive Head and Neck Cancer <i>In Vivo</i> Models. B.S. SØRENSEN, M. BUSK, M.R. HORSMAN, J. ALSNER, J. OVERGAARD, A.H. KYLE, A.I. MINCHINTON ( <i>Aarhus, Denmark; Vancouver, Canada</i> ) .....	6297
Blue Light Activates Phase 2 Response Proteins and Slows Growth of A431 Epidermoid Carcinoma Xenografts. A.D. PATEL, S. ROTENBERG, R.L.W. MESSER, J.C. WATAHA, K.U.E. OGBUREKE, V.V. MCCLOUD, P. LOCKWOOD, S. HSU, J.B. LEWIS ( <i>Augusta, GA; Columbus, OH; Seattle, WA; Houston, TX; Pomona, CA, USA</i> ).....	6305
Cancer Resistance as an Acquired and Inheritable Trait. J. KOCH, J. HAU, H. ELVANG JENSEN, K. RIENECK ( <i>Copenhagen; Frederiksberg, Denmark</i> ) .....	6315
Effect of <i>Withania somnifera</i> Root Extract on Spontaneous Estrogen Receptor-negative Mammary Cancer in MMTV/ <i>Neu</i> Mice. K.F. KHAZAL, D.L. HILL, C.J. GRUBBS ( <i>Tuskegee; Birmingham, AL, USA</i> ) .....	6327

Magnolol Affects Expression of IGF-1 and Associated Binding Proteins in Human Prostate Cancer Cells <i>In Vitro</i> . B.T. McKEOWN, R.A.R. HURTA ( <i>Charlottetown, PE, Canada</i> ) .....	6333
Cyclopamine Decreased the Expression of Sonic Hedgehog and its Downstream Genes in Colon Cancer Stem Cells. B.-E. BATSAIKHAN, K. YOSHIKAWA, N. KURITA, T. IWATA, C. TAKASU, H. KASHIHARA, M. SHIMADA ( <i>Tokushima, Japan</i> ).....	6339
Transcriptional Targeting of Human Liver Carboxylesterase (hCE1m6) and Simultaneous Expression of Anti-BCRP shRNA Enhances Sensitivity of Breast Cancer Cells to CPT-11. M.N. MISHRA, K.K. VANGARA, S. PALAKURTHI ( <i>Kingsville, TX, USA</i> ).....	6345
Immunogenic Modulation of Cholangiocarcinoma Cells by Chemoimmunotherapy. S. KOIDO, S. KAN, K. YOSHIDA, S. YOSHIZAKI, K. TAKAKURA, Y. NAMIKI, S. TSUKINAGA, S. ODAHARA, M. KAJIHARA, M. OKAMOTO, M. ITO, S.-I. YUSA, J. GONG, H. SUGIYAMA, T. OHKUSA, S. HOMMA, H. TAJIRI ( <i>Tokyo; Osaka, Japan; Boston, MA, USA</i> ) .....	6353
Differential Impact of Tumor-infiltrating Immune Cells on Basal and Luminal Cells: Implications for Tumor Invasion and Metastasis. G. SONG, H. HSIAO, J.L. WANG, C. MANNION, A. STOJADINOVIC, I. AVITAL, S.W. FU, J. MASON, W. CHEN, A. JEWETT, H. LI, Y.-G. MAN ( <i>Beijing, P. R. China; Taichung; Changhua, Taiwan, ROC; New York, NY; Hackensack, NJ; Richmond, VA; Washington, DC; Baltimore, MD; Los Angeles, CA, USA</i> ) .....	6363
Angiogenesis in Potentially Malignant Lesions and Carcinomas during Experimental Oral Carcinogenesis: a Preliminary Study in the Hamster Cheek Pouch. R.F. AROMANDO, A.R. RAIMONDI, M.A. PÉREZ, V.A. TRIVILLIN, A.E. SCHWINT, M.E. ITOIZ ( <i>Buenos Aires, Argentina</i> ) .....	6381
Human Telomerase Reverse Transcriptase Is a Promising Target for Cancer Inhibition in Squamous Cell Carcinomas. Y.-J. PARK, E.-K. KIM, S. MOON, D.-P. HONG, J.Y. BAE, J. KIM ( <i>Seoul, Republic of Korea</i> ).....	6389
Nuclear Expression of Chemokine Receptor CXCR4 Indicates Poorer Prognosis in Gastric Cancer. T. MASUDA, Y. NAKASHIMA, K. ANDO, K. YOSHINAGA, H. SAEKI, E. OKI, M. MORITA, Y. ODA, Y. MAEHARA ( <i>Fukuoka, Japan</i> ) .....	6397
High-density Array Comparative Genomic Hybridization Detects Novel Copy Number Alterations in Gastric Adenocarcinoma. A.D. SEABRA, T.M.T. ARAÚJO, F.A.R. MELLO JUNIOR, D.D.F.A. ALCÂNTARA, A.P. DE BARROS, P.P. DE ASSUMPCÃO, R.C. MONTENEGRO, A.C. GUIMARÃES, S. DEMACHKI, R.M.R. BURBANO, A.S. KHAYAT ( <i>Belém Pará, Brazil</i> ) .....	6405
Sorafenib Induces Ferroptosis in Human Cancer Cell Lines Originating from Different Solid Tumors. E. LACHAIER, C. LOUANDRE, C. GODIN, Z. SAIDAK, M. BAERT, M. DIOUF, B. CHAUFFERT, A. GALMICHE ( <i>Amiens, France</i> ) .....	6417
BH3 Mimetics Inhibit Growth of Chondrosarcoma –A Novel Targeted-therapy for Candidate Models. T. MORII, K. OHTSUKA, H. OHNISHI, K. MOCHIZUKI, A. YOSHIYAMA, T. AOYAGI, F.J. HORNICEK, S. ICHIMURA ( <i>Tokyo, Japan; Boston, MA, USA</i> ) .....	6423
Indoleamine-2,3-dioxygenase in an Immunotherapy Model for Ewing Sarcoma. D. MAX, C.D. KÜHNÖL, S. BURDACH, L. NIU, M.S. STAEGE, J.L. FÖLL ( <i>Halle; Munich; Regensburg, Germany; Atlanta, GA, USA</i> )...	6431
Surrounding Cells Affect the Gene Expression Pattern of Human Betadefensins in Squamous Cell Carcinoma <i>In Vitro</i> . S. KIDA-TAKAOKA, T. YAMAAI, N. MIZUKAWA, J. MURAKAMI, S. IIDA ( <i>Okayama, Japan</i> ) .....	6443
The Combination of Nuclear Factor Kappa B, Cyclo-oxygenase-2 and Vascular Endothelial Growth Factor Expression Predicts Poor Prognosis in Stage II and III Colorectal Cancer. N.K. KIM, J.K. PARK, E. SHIN, Y.W. KIM ( <i>Seoul; Seongnam; Wonju, Republic of Korea</i> ) .....	6451



HDAC Inhibitor-loaded Bone Cement for Advanced Local Treatment of Osteosarcoma and Chondrosarcoma. M. TONAK, M. BECKER, C. GRAF, L. ECKHARD, M. THEOBALD, P.M. ROMMENS, T.C. WEHLER, D. PROSCHEK ( <i>Mainz; Mannheim; Homburg; Germany</i> ) .....	6459
Antitumor Activity of Acriflavine in Lung Adenocarcinoma Cell Line A549. C.-J. LEE, C.-H. YUE, Y.-J. LIN, Y.-Y. LIN, S.-H. KAO, J.-Y. LIU, Y.-H. CHEN ( <i>Taichung, Taiwan, ROC</i> ) .....	6467
Osthole Induces Apoptosis and Suppresses Cell-Cycle Progression and Proliferation of Cancer Cells. A. JARZĄB, A. GRABARSKA, M. KIELBUS, W. JELENIEWICZ, M. DMOŚZYŃSKA-GRANICZKA, K. SKALICKA-WOŹNIAK, E. SIENIAWSKA, K. POLBERG, A. STEPULAK ( <i>Lublin, Poland</i> ) .....	6473
Involvement of Reactive Oxygen Species in the Enhancement of Membrane Lipid Peroxidation by Sonodynamic Therapy with Functionalized Fullerenes. N. YUMITA, Y. IWASE, T. WATANABE, K. NISHI, H. KUWAHARA, M. SHIGEYAMA, K. SADAMOTO, T. IKEDA, S.-I. UMEMURA ( <i>Kanagawa; Sendai, Japan</i> ) .....	6481
Effects of Arsenic Compounds on Growth, Cell-Cycle Distribution and Apoptosis of Tretinoin-resistant Human Promyelocytic Leukemia Cells. C. SAKAI, M. ARAI, S. TANAKA, K. ONDA, K. SUGIYAMA, T. HIRANO ( <i>Tokyo; Kanagawa, Japan</i> ) .....	6489
Protein and mRNA Expression of Notch Pathway Components in Operable Tumors of Patients with Laryngeal Cancer. D. KRIKELIS, V. KOTOULA, M. BOBOS, E. FOUNTZILAS, K. MARKOU, I. KARASMANIS, N. ANGOURIDAKIS, K. VLACHTSIS, K.T. KALOGERAS, A. NIKOLAOU, G. FOUNTZILAS ( <i>Thessaloniki; Athens, Greece</i> ) .....	6495
Effect of Neoadjuvant Chemoradiation on Tumor-infiltrating/associated Lymphocytes in Locally Advanced Rectal Cancers. S.H. LIM, W. CHUA, C. CHENG, J. DESCALLAR, W. NG, M. SOLOMON, L. BOKEY, K. WONG, M.T. LEE, P. DE SOUZA, J.-S. SHIN, C.S. LEE ( <i>Liverpool; Kensington; Camperdown; Sydney; Campbelltown, Australia</i> ) .....	6505
Reduced Expression of Growth and Differentiation Factor-9 (GDF9) Is Associated with Aggressive Behaviour of Human Clear-cell Renal Cell Carcinoma and Poor Patient Survival. P. DU, L. YE, Y. YANG, W.G. JIANG ( <i>Beijing, P.R. China; Cardiff, UK</i> ) .....	6515
<i>N</i> -(2-Amino-5-chlorobenzoyl) benzamidoxime Derivatives Inhibit Human Leukemia Cell Growth. Y. NAGAHARA, K. NAGAHARA ( <i>Saitama; Tokyo, Japan</i> ) .....	6521
Gefitinib Inhibits Sodium Phosphate Co-transporter III Isoform 1 in a Model of Human Malignant Glioma. C. PUECH, N. PREVOT, N. PEREK ( <i>Saint-Etienne, France</i> ) .....	6527
Impact of STAT3 Inhibition on Survival of Osteosarcoma Cell Lines. X. WANG, D. GOLDSTEIN, P.J. CROWE, J.-L. YANG ( <i>Randwick, Australia</i> ) .....	6537
Development and Pre-clinical Evaluation of New <sup>68</sup> Ga-NOTA-folate Conjugates for PET Imaging of Folate Receptor-positive Tumors. I. ALJAMMAZ, B. AL-OTAIBI, N. AL-HOKBANY, S. AMER, S. OKARVI ( <i>Riyadh, Kingdom of Saudi Arabia</i> ) .....	6547
A B-myb – DREAM Complex Is Not Critical to Regulate the G <sub>2</sub> /M Genes in HPV-transformed Cell Lines. N. NOR RASHID, R. YUSOF, R.J. WATSON ( <i>London; Birmingham, UK; Kuala Lumpur, Malaysia</i> ) .....	6557
Sodium Valproate, a Histone Deacetylase Inhibitor, Enhances the Efficacy of Vinorelbine-Cisplatin-based Chemoradiation in Non-small Cell Lung Cancer Cells. V. GAVRILOV, K. LAVRENKOV, S. ARIAD, S. SHANY ( <i>Beer-Sheva, Israel</i> ) .....	6565
Cytotoxic and Anti-metastatic Activities of Phenolic Compounds from <i>Dendrobium ellipsophyllum</i> . K. TANAGORNMEATAR, C. CHAOTHAM, B. SRITULARAK, K. LIKHITWITAYAWUID, P. CHANVORACHOTE ( <i>Bangkok, Thailand</i> ) .....	6573

*Clinical Studies*

End-of-Life Pain Medication among Cancer Patients in Hospice Settings. L. KOIVU, T. PÖLÖNEN, T. STORMI, E. SALMINEN (*Turku, Finland*) ..... 6581

Adjuvant Chemoradiation with 5-Fluorouracil/Leucovorin *versus* S-1 in Gastric Cancer Patients Following D2 Lymph Node Dissection Surgery: A Feasibility Study. S.J. LEE, T. S. SOHN, J. LEE, S.H. PARK, J.O. PARK, D.H. LIM, Y.S. PARK, H.Y. LIM, M.G. CHOI, J.H. LEE, J.M BAE, S. KIM, W.K. KANG (*Seoul, Republic of Korea*) ..... 6585

Significance of Self-reported Symptoms as Part of Follow-up Routines in Patients Treated for Oral Squamous Cell Carcinoma. U. ZÄTTERSTRÖM, M. BOYSEN, J.F. EVENSEN (*Oslo, Norway*) ..... 6593

Role of Interferon-alpha in Patients with Neuroendocrine Tumors: A Retrospective Study. E. MIRVIS, D. MANDAIR, J. GARCIA-HERNANDEZ, M. MOHMADUVESH, C. TOUMPANAKIS, M. CAPLIN (*London, UK*) ..... 6601

Efficacy of *Nab*-Paclitaxel Does Not Seem to Be Associated with SPARC Expression in Metastatic Breast Cancer. A. SCHNEEWEISS, J. SEITZ, K. SMETANAY, F. SCHUETZ, D. JAEGER, A. BACHINGER, M. ZORN, H.-P. SINN, F. MARMÉ (*Heidelberg; Leverkusen, Germany*) ..... 6609

Clinical Significance of Pathological Complete Response in Patients with Metastatic Gastrointestinal Stromal Tumors after Imatinib Mesylate Treatment – Lessons Learned. C.-T. CHENG, C.-Y. TSAI, C.-N. YEH, K.-C. CHIANG, Y.-Y. CHEN, S.-Y. WANG, T.-W. CHEN, J.-H. TSENG, S.-M. JUNG, T.-C. CHEN, T.-S. YEH (*Taoyuan; Kaohsiung, Taiwan, ROC*) ..... 6617

Botulinum Toxin for Salivary Disorders in the Treatment of Head and Neck Cancer. A. STEFFEN, K. HASSELBACHER, S. HEINRICHS, B. WOLLENBERG (*Lübeck, Germany*) ..... 6627

Liver Resection in Multimodal Concepts Improves Survival of Metastatic Melanoma: A Single-Centre Case-Matched Control Study. H.M. HAU, H.-M. TAUTENHAHN, M.B. SCHOENBERG, G. ATANASOV, G. WILTBERGER, M.H. MORGÜL, D. UHLMANN, A.T. SEITZ, J.C. SIMON, M. SCHMELZLE, M. BARTELS (*Leipzig; Munich, Germany*) ..... 6633

Survival After Palliative Radiotherapy in Geriatric Cancer Patients. C. NIEDER, K. ANGELO, E. HAUKLAND, A. PAWINSKI (*Bodø; Tromsø, Norway*) ..... 6641

Relevance of Calcitonin Cut-off in the Follow-up of Medullary Thyroid Carcinoma for Conventional Imaging and 18-Fluorine-Fluorodihydroxyphenylalanine PET. A. SESTI, M. MAYERHOEFER, M. WEBER, P. ANNER, W. WADSAK, R. DUDCZAK, A. HAUG, G. KARANIKAS (*Vienna, Austria*) ..... 6647

Liver Resectability of Advanced Liver-limited Colorectal Liver Metastases Following mFOLFOX6 with Bevacizumab (KSCC0802 Study). T. BEPPU, Y. EMI, S. TOKUNAGA, E. OKI, K. SHIRABE, S. UENO, M. KURAMOTO, A. KABASHIMA, I. TAKAHASHI, H. SAMURA, S. EGUCHI, Y. AKAGI, S. NATSUGOE, Y. OGATA, Y. KAKEJI, H. BABA, Y. MAEHARA, KYUSHU STUDY GROUP OF CLINICAL CANCER (KSCC) (*Kumamoto; Fukuoka; Kagoshima; Ehime; Okinawa; Nagasaki; Kurume; Kobe, Japan*) ..... 6655

Measurement of Serum Carcinoembryonic Antigen, Carbohydrate Antigen 19-9, Cytokeratin-19 Fragment and Matrix Metalloproteinase-7 for Detecting Cholangiocarcinoma: A Preliminary Case-Control Study. F. LUMACHI, G. LO RE, R. TOZZOLI, F. D’AURIZIO, F. FACOMER, G.B. CHIARA, S.M.M. BASSO (*Padova; Pordenone, Italy*) ..... 6663

Cancer Diagnosis in a Cohort of Patients with Sjogren’s Syndrome and Rheumatoid Arthritis: A Single-center Experience and Review of the Literature. S. BOUSSIOS, G. PENTHEROUDAKIS, G. SOMARAKIS, T.E. MARKATSELI, A.A. DROSOS, N. PAVLIDIS (*Ioannina, Greece*) ..... 6669

Does Immediate Breast Reconstruction after Mastectomy and Neoadjuvant Chemotherapy Influence the Outcome of Patients with Non-endocrine Responsive Breast Cancer? G. AURILIO, V. BAGNARDI, R. GRAFFEO, F. NOLÈ, J.Y. PETIT, M. LOCATELLI, S. MARTELLA, M. IERA, P. REY, G. CURIGLIANO, N. ROTMENSZ, E. MUNZONE, A. GOLDBIRSCHE (Milan, Italy).....	6677
Chemoradiotherapy for Extrahepatic Bile Duct Cancer with Gross Residual Disease after Surgery. H.J. PARK, K. KIM, E.K. CHIE, J.-Y. JANG, S.W. KIM, S.-W. HAN, D.-Y. OH, S.-A. IM, T.-Y. KIM, Y.-J. BANG, S.W. HA (Seoul, Republic of Korea) .....	6685
Detection of Circulating Tumor Cells in Breast Cancer Patients Using Multiplex Reverse Transcription-Polymerase Chain Reaction and Specific Primers for <i>MGB</i> , <i>PTHRP</i> and <i>KRT19</i> Correlation with Clinicopathological Features. M. SKONDRA, E. GKIOKA, I.D. KOSTAKIS, N. PISSIMISSIS, P. LEMBESSIS, D. PECTASIDES, M. KOUTSILIERIS (Athens, Greece) .....	6691
Radiotherapy for Stage I/II Follicular Lymphoma (FL): Is it Time for A Re-appraisal? P. MONDELLO, N. STEINER, I. WASLE, V. PITINI, M. MIAN (Messina; Bolzano, Italy; Innsbruck; Feldkirch, Austria) .....	6701
Circulating Tumor Cells as a Biomarker Predictive of Sensitivity to Docetaxel Chemotherapy in Patients with Castration-resistant Prostate Cancer. T. OKEGAWA, N. ITAYA, H. HARA, M. TAMBO, K. NUTAHARA (Tokyo, Japan) .....	6705
Evaluation of the Contribution of Cyclooxygenase 2 Genotypes to Breast Cancer in Taiwan. C.-H. SU, C.-L. HSIAO, W.-S. CHANG, L.-C. LIU, H.-C. WANG, C.-W. TSAI, L.-Y. LI, C.-H. TSAI, D.-T. BAU (Taichung, Taiwan, ROC) .....	6711
Gastric Involvement in Patients with Primary Mediastinal Large B-Cell Lymphoma. S.G. PAPAGEORGIOU, S. SACHANAS, G.A. PANGALIS, O. TSOPRA, G. LEVIDOU, P. FOUKAS, P. RONDOGIANNI, V. SOTIROPOULOS, H.-D. IOANNIDOU, A. GASSIAMIS, T. ILIAKIS, P. KORKOLOPOULOU, M.K. ANGELOPOULOU, V. PAPPA, K. KONSTANTOPOULOS, T.P. VASSILAKOPOULOS (Athens, Greece) ....	6717
Long-term Follow-up of Borderline Ovarian Tumors: Clinical Outcome and Prognostic Factors. A. LAZAROU, C. FOTOPOULOU, A. COUMBOS, J. SEHOULI, J. VASILJEVA, I. BRAICU, H. BURGER, W. KUEHN (Berlin, Germany) .....	6725
Vincristine-induced Blindness: A Case Report and Review of Literature. S. ADHIKARI, R.M. DONGOL, Y. HEWETT, B.K. SHAH (Lewiston, ID, USA) .....	6731
Relevance of Pelvic and Para-aortic Node Metastases in Early-stage Ovarian Cancer. C. BACHMANN, B. KRÄMER, S.Y. BRUCKER, A. STÄBLER, F. FEND, D. WALLWIENER, E.M. GRISCHKE, R. ROTHMUND (Tübingen, Germany) .....	6735
Impact of PSA Levels on Second-round Screening for the Development of Prostate Cancer in Men with Low Baseline PSA Levels ( $\leq 2.0$ mg/ml). Y. KITAGAWA, K. SAWADA, S. URATA, K. IZUMI, S. UENO, Y. KADONO, H. KONAKA, A. MIZOKAMI, M. NAMIKI (Ishikawa, Japan) .....	6739
Fatal Stimulation of Acute Myeloid Leukemia Blasts by Pegfilgrastim. C. DUVAL, S. BOUCHER, J.-C. MOULIN, B. GOURIEUX, L. MAUVIEUX, D. LEVEQUE, R. HERBRECHT (Strasbourg, France) .....	6747
Usefulness of MRI of Microcalcification Lesions to Determine the Indication for Stereotactic Mammotome Biopsy. M. KIKUCHI, H. TANINO, Y. KOSAKA, N. SENGOKU, K. YAMASHITA, N. MINATANI, H. NISHIMIYA, M. WARAYA, H. KATOH, T. ENOMOTO, S. KAJITA, R. WOODHAMS, M. WATANABE (Kanagawa, Japan) .....	6749
Concurrent Chemoradiotherapy with or without Induction Chemotherapy versus Chemotherapy Alone in Patients with Locally Advanced Pancreatic Cancer. W.-K. HUANG, Y.-C. KUO, N.-M. TSANG, H.-C. HSU, W.-C. SHEN, W.-C. CHOU, T.-S. YANG, J.-S. CHEN (Taoyuan, Taiwan, ROC) .....	6755

Predicting Overall Survival in Patients with Brain Metastases from Esophageal Cancer. D. RADES, L. DZIGGEL, T. BARTSCHT, J. GLIEMROTH ( <i>Lübeck, Germany</i> ) .....	6763
Preoperative Treatment with Capecitabine, Cetuximab and Radiotherapy for Primary Locally Advanced Rectal Cancer – A Phase II Clinical Trial. W. EISTERER, A. DE VRIES, D. ÖFNER, H. RABL, R. KOPLMÜLLER, R. GREIL, J. TSCHMELITSCH, R. SCHMID, K. KAPP, P. LUKAS, F. SEDLMAYER, G. HÖFLER, M. GNANT, J. THALER on behalf of the Austrian Breast and Colorectal Cancer Study Group (ABCSG) ( <i>Innsbruck; Feldkirch; Salzburg; Leoben; Wels; Sankt Veit an de Glan; Vienna; Graz, Austria</i> ) .....	6767
Safety and Efficacy of Radiofrequency Ablation with Aflibercept and FOLFIRI in a Patient with Metastatic Colorectal Cancer. A. AGARWAL, K.P. DALY, H. BUTLER-BOWEN, M.W. SAIF ( <i>Boston, MA, USA</i> ) .....	6775
Value of Uroplakin III in Distinguishing Variants of Primary Bladder Urothelial Carcinoma from Malignancy Metastatic to the Urinary Bladder. K. KLOPFER, B. DELAHUNT, M. ADAMSON, H. SAMARATUNGA ( <i>Brisbane, Queensland, Australia; Wellington, New Zealand</i> ) .....	6779
Hepatocellular Carcinoma Invading Portal Venous System in Cirrhosis: Long-term Results of Percutaneous Radiofrequency Ablation of both the Nodule and Portal Vein Tumor Thrombus. A Case Control Study. A. GIORGIO, G. CALISTI, L. MONTESARCHIO, U. SCOGNAMIGLIO, P. MATTEUCCI, C. COPPOLA, F. SCARANO, F. AMENDOLA, V. GIORGIO ( <i>Naples; Rome; Gragnano; Salerno, Italy; London, UK</i> ) .....	6785
Multi-targeted Approach to Cancer Treatment: An International Translational Cancer Research Symposium. K. MEHTA, V. GANDHI, S. PATHAK, B.B. AGGARWAL, R.K. GROVER ( <i>Houston, TX, USA; Delhi, India</i> ).....	6791
ABSTRACTS OF THE 16th INTERNATIONAL HAMBURG SYMPOSIUM ON TUMOR MARKERS. October 19-21, 2014. <i>Hamburg, Germany</i> . Edited by R. Klapdor.....	6797

## Number 12

### Reviews

The Role of Dietary Factors in Prevention and Progression of Breast Cancer. R.E. ROSSI, M. PERICLEOUS, D. MANDAIR, T. WHYAND, M.E. CAPLIN ( <i>London, UK; Milano, Italy</i> ).....	6861
Transcatheter Arterial Embolic Therapies for Hepatocellular Carcinoma: A Literature Review. H. NISHIKAWA, R. KITA, T. KIMURA, Y. OSAKI ( <i>Osaka, Japan</i> ) .....	6877
Non Coding RNAs in Head and Neck Squamous Cell Carcinoma (HNSCC): A Clinical Perspective. N. DENARO, M.C. MERLANO, E. GRAZIOSO RUSSI, C. LO NIGRO ( <i>Cuneo, Italy</i> ).....	6887
Nuclear Receptors in Pancreatic Tumor Cells. C. DAMASKOS, T. KARATZAS, I.D. KOSTAKIS, L. NIKOLIDAKIS, A. KOSTAKIS, G. KOURAKLIS ( <i>Athens, Greece</i> ).....	6897
Radiotherapeutic Treatment Approaches for Brain Metastases. F. DE FELICE, D. MUSIO, R. CASSESE, V. TOMBOLINI ( <i>Rome, Italy</i> ).....	6913

### Experimental Studies

Expression of the Chondroitin Sulphate Proteoglycan, NG2, in Paediatric Brain Tumors. S.C. HIGGINS, A.J. BOLTEUS, L.K. DONOVAN, H. HASEGAWA, L. DOEY, S. AL SARRAJ, A. KING, K. ASHKAN, F. RONCAROLI, H.L. FILLMORE, G.J. PILKINGTON ( <i>Portsmouth; London, UK; Toronto, ON, Canada</i> ).....	6919
--------------------------------------------------------------------------------------------------------------------------------------------------------------------------------------------------------------------------------------------------------------------------------------------------	------

Bioregulation of Kallikrein-related Peptidases 6, 10 and 11 by the Kinin B <sub>1</sub> Receptor in Breast Cancer Cells. P. EHRENFELD, L. MANSO, M.F. PAVICIC, C.E. MATUS, C. BORQUEZ, A. LIZAMA, J. SARMIENTO, M.T. POBLETE, K.D. BHOOLA, A. NARAN, C.D. FIGUEROA ( <i>Valdivia, Chile; Nedlands, WA, Australia</i> ) .....	6925
Evaluation of a Special Combination of Glucan with Organic Selenium Derivative in Different Murine Tumor Models. V. VETVICKA, M. F. PINATTO-BOTELHO, A.A. DOS SANTOS, C.A.F. DE OLIVEIRA ( <i>Louisville, KY, USA.; São Paulo; Lençóis Paulista, SP, Brazil</i> ) .....	6939
Differential Spheroid Formation by Oral Cancer Cells. CARLIN LEE, CASEY LEE, A. ATAKILIT, A. SIU, D.M. RAMOS ( <i>San Francisco, CA; San Antonio, TX, USA</i> ) .....	6945
A Novel Cytidine Analog, RX-3117, Shows Potent Efficacy in Xenograft Models, even in Tumors that Are Resistant to Gemcitabine. M.Y. YANG, Y.B. LEE, C.-H. AHN, J. KAYE, T. FINE, R. KASHI, O. OHNE, K. SMID, G.J. PETERS, D.J. KIM ( <i>Rockville, MD, USA; Petach Tikva, Israel; Amsterdam, The Netherlands</i> ) .....	6951
Expression of MSH2 and MSH6 on a Tissue Microarray in Patients with Osteosarcoma. T. JENTZSCH, B. ROBL, M. HUSMANN, B. BODE-LESNIEWSKA, B. FUCHS ( <i>Zürich, Switzerland</i> ) .....	6961
p53 Up-regulation During Colorectal Carcinogenesis. C.A. RUBIO, M. RODESJÖ, A. DUVANDER, M. MATHIES, L. GARBERG, J. SHETYE ( <i>Stockholm, Sweden</i> ) .....	6973
Inhibition of P-TEFb by DRB Suppresses SIRT1/CK2 $\alpha$ Pathway and Enhances Radiosensitivity of Human Cancer Cells. Z.-Q. WANG, C.L. JOHNSON, A. KUMAR, D.P. MOLKENTINE, J.M. MOLKENTINE, T. RABIN, K.A. MASON, L. MILAS, U. RAJU ( <i>Houston, TX, USA</i> ) .....	6981
Combination of Arginine Deprivation with TRAIL Treatment as a Targeted-Therapy for Mesothelioma. M. WANGPAICHITR, C. WU, G. BIGFORD, G. THEODOROPOULOS, M. YOU, Y.Y. LI, J. VERONA-SANTOS, L.G. FEUN, D.M. NGUYEN, N. SAVARAJ ( <i>Miami, FL, USA</i> ) .....	6991
Genotype of DNA Double-strand Break Repair Gene <i>XRCC7</i> Is Associated with Lung Cancer Risk in Taiwan Males and Smokers. T.-C. HSIA, W.-S. CHANG, W.-C. CHEN, S.-J. LIANG, C.-Y. TU, H.-J. CHEN, J.-A. LIANG, C.-W. TSAI, C.-M. HSU, C.-H. TSAI, D.-T. BAU ( <i>Taichung, Taiwan, ROC</i> ) .....	7001
Doxorubicin Overcomes Resistance to Drozitumab by Antagonizing Inhibitor of Apoptosis Proteins (IAPs). I. ZINONOS, A. LABRINIDIS, V. LIAPIS, S. HAY, V. PANAGOPOULOS, M. DENICHILO, V. PONOMAREV, W. INGMAN, G.J. ATKINS, D.M. FINDLAY, A.C.W. ZANNETTINO, A. EVDOKIOU ( <i>Adelaide, SA, Australia; New York, NY, USA</i> ) .....	7007
MAD2 Expression in Oral Squamous Cell Carcinoma and its Relationship to Tumor Grade and Proliferation. C. RIZZARDI, L. TORELLI, M. SCHNEIDER, F. GIUDICI, L. ZANDONA, M. BIASOTTO, R. DI LENARDA, M. MELATO ( <i>Trieste; Gorizia, Italy</i> ) .....	7021
The <i>N</i> -Nitrosodiethylamine Mouse Model: Sketching a Timeline of Evolution of Chemically-induced Hepatic Lesions. R.M.G DA COSTA, N. PAULA-SANTOS, A. FAUSTINO ROCHA, A. COLAÇO, C. LOPES, P.A. OLIVEIRA ( <i>Porto; Vila Real; Vairão, Portugal</i> ) .....	7029
Interleukin-10 ( <i>IL-10</i> ) Promoter Genotypes Are Associated with Lung Cancer Risk in Taiwan Males and Smokers. T.-C. HSIA, W.-S. CHANG, S.-J. LIANG, W.-C. CHEN, C.-Y. TU, H.-J. CHEN, M.-D. YANG, C.-W. TSAI, C.-M. HSU, C.-H. TSAI, D.-T. BAU ( <i>Taichung, Taiwan, ROC</i> ) .....	7039
Lectin Histochemistry of Murine WAP-T Mammary Cancer Reveals Similar Glycoconjugate Changes to Those in Human Breast Cancer. S. SCHREIBER, A. GOCHT, F. WEGWITZ, W. DEPPERT, U. SCHUMACHER ( <i>Hamburg; Lübeck, Germany</i> ) .....	7045
<i>In Vitro</i> Oxygen Availability Modulates the Effect of Artesunate on HeLa cells. J. MURRAY, S. GANNON, S. RAWE, J.E.J. MURPHY ( <i>Sligo; Dublin, Ireland</i> ) .....	7055

Incomplete Epithelial–Mesenchymal Transition in p16-positive Squamous Cell Carcinoma Cells Correlates with $\beta$ -Catenin Expression. C. UMBREIT, J. FLANJAK, C. WEISS, P. ERBEN, C. ADERHOLD, A. FABER, J. STERN-STRAETER, K. HOERMANN, J.D. SCHULTZ ( <i>Mannheim, Germany</i> ) .....	7061
Growth-modulatory Effects of Heparin and VEGF165 on the Choriocarcinoma Cell-line JEG-3 and its Expression of Heparanase. M.K. BOHLMANN, J.-C. HOERSTER, D. BUNDSCHUH, P. BOEMICKE, D.W. LUEDDERS, F. KÖSTER ( <i>Lübeck; Oldenburg, Germany</i> ) .....	7071
Synthesis of a Monofunctional Platinum Compound and its Activity Alone and in Combination with Phytochemicals in Ovarian Tumor Models. L. ARZUMAN, P. BEALE, J.Q. YU, N. PROSCHOGO, F. HUQ ( <i>Lidcombe; Concord; Sydney, NSW, Australia</i> ) .....	7077
Cleaved CD147 Shed from the Surface of Malignant Melanoma Cells Activates MMP2 Produced by Fibroblasts. M. HATANAKA, Y. HIGASHI, T. FUKUSHIGE, N. BABA, K. KAWAI, T. HASHIGUCHI, J. SU, W. ZENG, X. CHEN, T. KANEKURA ( <i>Kagoshima, Japan; Changsha, PR China</i> ) .....	7091
Tanshinone IIA Inhibits Gastric Carcinoma AGS Cells Through Increasing p-p38, p-JNK and p53 but Reducing p-ERK, CDC2 and Cyclin B1 Expression. C.-C. SU ( <i>Changhua; Taichung, Taiwan, ROC</i> ) .....	7097
Cisplatin at Sub-toxic Levels Mediates Integrin Switch in Lung Cancer Cells. A. MAIUTHED, P. CHANVORACHOTE ( <i>Bangkok, Thailand</i> ) .....	7111
Numerical and Structural Chromosomal Anomalies in Undifferentiated Pleomorphic Sarcoma. M. BECERIKLI, S. WIECZOREK, I. STRICKER, S. NAMBIAR, A. RITTIG, J.T. EPPLIN, A. TANNAPFEL, M. LEHNHARDT, L. STEINSTRÄESSER, F. JACOBSEN ( <i>Bochum, Germany</i> ) .....	7119
A Positive Correlation Between Neutrophils in Regional Lymph Nodes and Progression of Gastric Cancer. M. TOKUMOTO, H. TANAKA, M. OHIRA, Y. GO, Y. OKITA, K. SAKURAI, T. TOYOKAWA, N. KUBO, K. MUGURUMA, K. MAEDA, T. SAWADA, K. HIRAKAWA ( <i>Osaka, Japan</i> ) .....	7129
The Potential of <i>SIRT6</i> and <i>SIRT7</i> as Circulating Markers for Head and Neck Squamous Cell Carcinoma. C.-T. LU, C.-M. HSU, P.-M. LIN, C.-C. LAI, H.-C. LIN, C.-H. YANG, H.-H. HSIAO, Y.-C. LIU, H.Y.-H. LIN, S.-F. LIN, M.-Y. YANG ( <i>Kaohsiung City; Tao-Yuan, Taiwan, ROC</i> ) .....	7137
Induction of Apoptosis by Eicosapentaenoic Acid in Esophageal Squamous Cell Carcinoma. K. MIZOGUCHI, H. ISHIGURO, M. KIMURA, H. TAKAHASHI, N. SAKAMOTO, T. TANAKA, H. TAKEYAMA ( <i>Nagoya, Japan</i> ) .....	7145
Cell-cycle Disturbance and Induction of Programmed Death by New Formamidine Analogs of Daunorubicin. M. STOJAK, M. ŁUKAWSKA, I. OSZCZAPOWICZ, M. OPYDO-CHANEK, L. MAZUR ( <i>Kraków; Warsaw, Poland</i> ) .....	7151
Comparison of Prostate Cancer Gene 3 Score, Prostate Health Index and Percentage Free Prostate-specific Antigen for Differentiating Histological Inflammation from Prostate Cancer and Other Non-neoplastic Alterations of the Prostate at Initial Biopsy. S. DE LUCA, R. PASSERA, E. BOLLITO, M. MANFREDI, R.M. SCARPA, A. SOTTILE, D.F. RANDONE, F. PORPIGLIA ( <i>Torino; Candiolo, Italy</i> ) .....	7159
<i>PSCA</i> and <i>MUC1</i> Gene Polymorphisms Are Linked with Gastric Cancer and Pre-malignant Gastric Conditions. J. KUPCINSKAS, T. WEX, A. LINK, R. BARTUSEVICIUTE, M. DEDELAITE, G. KEVALAITE, M. LEJA, J. SKIECEVICIENE, G. KIUDELIS, L. JONAITIS, L. KUPCINSKAS, P. MALFERTHEINER ( <i>Kaunas, Lithuania; Magdeburg, Germany; Riga, Latvia</i> ) .....	7167
An Improved and Versatile Immunosuppression Protocol for the Development of Tumor Xenograft in Mice. M. JIVRAJANI, M.V. SHAIKH, N. SHRIVASTAVA, M. NIVSARKAR ( <i>Ahmedabad, India</i> ) .....	7177

Regulatory T-Cells and Micrometastasis in Lymph Nodes of Stage I NSCLC. T. HANAGIRI, M. FUKUMOTO, Y. KOYANAGI, Y. FURUTANI, F. TANAKA ( <i>Fukuoka; Kitakyushu, Japan</i> ) .....	7185
<i>Clinical Studies</i>	
<i>In Vitro</i> Chemoresponse in Metachronous Pairs of Ovarian Cancers. H.J. DALTON, J.V. FIORICA, R.P. EDWARDS, I. BENJAMIN, R.P. ROCCONI, F.O. RECIO, J.L. LOVECCHIO, M.O. BURRELL, M.S. SHAHIN, E.C. GRENDYS, D. WANG, T. WANG, B.J. MONK ( <i>Houston, TX; Sarasota; Boca Raton; Fort Myers, FL; Pittsburgh; Abington, PA; Phoenix, AZ; Mobile, AL; Manhasset, NY; Atlanta, GA, USA</i> ) .....	7191
Independence of Cytotoxic Drug Sensitivity Profiles and Receptor Subtype of Invasive Ductal Breast Carcinoma Demonstrated by the Histoculture Drug Response Assay (HDRA). K.Y. KIM, B.W. CHUNG, I. YANG, M.B. KIM, R.M. HOFFMAN ( <i>Seoul, Republic of Korea; San Diego, CA, USA</i> ) .....	7197
Estrogen and Androgen Receptors in Inflammatory Fibroid Polyp (Vanek's Tumor): Case Report. Z. JUKIC, Z. FERENCIC, P. RADULOVIC, A. MIJIC, A. FUCIC ( <i>Nova Gradiska; Zagreb, Croatia</i> ) .....	7203
MicroRNA Expression in Early Mycosis Fungoides Is Distinctly Different from Atopic Dermatitis and Advanced Cutaneous T-Cell Lymphoma. U. RALFKIAER, L. LINDAL, T. LITMAN, L.-M. GJERDRUM, C.B. AHLER, R. GNIADOCKI, T. MARSTRAND, S. FREDHOLM, L. IVERSEN, M.A. WASIK, C.M. BONEFELD, C. GEISLER, T. KREJSGAARD, C. GLUE, M.A. RØPKE, A. WOETMANN, L. SKOV, K. GRØNBÆK, N. ODUM ( <i>Copenhagen; Aarhus; Ballerup; Vedbaek, Denmark; Philadelphia, PA, USA</i> ) .....	7207
Clinical Significance of an Inflammation-based Prognostic System for Gastric Cancer Patients with a Preoperative Normal Serum Level of Carcinoembryonic Antigen. M. ISHIZUKA, Y. OYAMA, A. ABE, K. TAGO, G. TANAKA, K. KUBOTA ( <i>Tochigi, Japan</i> ) .....	7219
Outcome of Esophagojejunostomy During Totally Laparoscopic Total Gastrectomy: A Single-Center Retrospective Study. Y. HIYOSHI, E. OKI, K. ANDO, S. ITO, H. SAEKI, M. MORITA, H. BABA, Y. MAEHARA ( <i>Fukuoka; Kumamoto, Japan</i> ) .....	7227
Simultaneous 24 h-Infusion of High-dose 5-Fluorouracil and Sodium-Folate as Alternative to Capecitabine in Advanced Breast Cancer. A. TERJUNG, S. KUMMER, M. FRIEDRICH ( <i>Krefeld, Germany</i> ) .....	7233
Concomitant Capecitabine with Hepatic Delivery of Drug Eluting Beads in Metastatic Colorectal Cancer. O. AKINWANDE, A. MILLER, D. HAYES, R. O'HARA, D. TOMALTY, R.C.G. MARTIN ( <i>Pittsburgh, PA; Louisville, KY; Little Rock, AR; Colorado Springs, CO; Huntsville, AL, USA</i> ) .....	7239
Comparison of Two Transarterial Chemoembolization Strategies for Hepatocellular Carcinoma. J. TAVERNIER, P. FAGNONI, P. CHABROT, B. GUIU, L. VADOT, S. AHO, L. BOYER, A. ABERGEL, P. HILLON, V. SAUTOU, M. BOULIN ( <i>Clermont-Ferrand; Dijon, France</i> ) .....	7247
Association Between Radiation Dose and Pathological Complete Response After Preoperative Radiochemotherapy in Esophageal Squamous Cell Cancer. A.D. ORDU, C. NIEDER, H. GEINITZ, V. SCHERER, P.G. KUP, T. SCHUSTER, S.E. COMBS, K. FAKHRIAN ( <i>München; Bochum, Germany; Bodø; Tromsø, Norway; Linz, Austria; Montreal, Canada</i> ) .....	7255
Preoperative Serum C-Reactive Protein and its Prognostic Significance in Patients with Stage III-IV Colorectal Cancer. F. LUMACHI, S.M.M. BASSO, D.A. SANTEUFEMIA, M. ERMANI, G. LO RE, G.B. CHIARA ( <i>Padova; Pordenone; Alghero, Italy</i> ) .....	7263
Congestive Heart Failure Secondary to Gemcitabine Nab-paclitaxel in Patients with Pancreatic Cancer. P. JOHN, H. BUTLER, M.W. SAIF ( <i>Boston, MA, USA</i> ) .....	7267

Polaprezinc Prevents Oral Mucositis in Patients Treated with High-dose Chemotherapy Followed by Hematopoietic Stem Cell Transplantation. H. HAYASHI, R. KOBAYASHI, A. SUZUKI, M. ISHIHARA, N. NAKAMURA, J. KITAGAWA, N. KANEMURA, S. KASAHARA, K. KITAICHI, T. HARA, H. TSURUMI, H. MORIWAKI, Y. ITOH ( <i>Gifu, Japan</i> ) .....	7271
Portal Vein Embolisation with Application of Haematopoietic Stem Cells in Patients with Primarily or Non-resectable Colorectal Liver Metastases. V. TRESKA, V. LISKA, J. FICHTL, D. LYSAK, H. MIRKA, J. BRUHA, P. DURAS, I. TRESKOVA, J. NAHLIK, V. SIMANEK, O. TOPOLCAN ( <i>Pilsen, Czech Republic</i> ) .....	7279
Febuxostat for Management of Tumor Lysis Syndrome Including its Effects on Levels of Purine Metabolites in Patients with Hematological Malignancies - A Single Institution's, Pharmacokinetic and Pilot Prospective Study. M. TAKAI, T. YAMAUCHI, M. OOKURA, Y. MATSUDA, K. TAI, S. KISHI, A. YOSHIDA, H. IWASAKI, T. NAKAMURA, T. UEDA ( <i>Fukui, Japan</i> ) .....	7287
Feasibility Study of Supportive Care Using Lafutidine, a Histamine H2 Receptor Antagonist, to Prevent Gastrointestinal Toxicity During Chemotherapy for Gastric Cancer. T. NAMIKAWA, E. MUNEKAGE, H. MAEDA, H. KITAGAWA, M. KOBAYASHI, K. HANAZAKI ( <i>Kochi, Japan</i> ) .....	7297
Ovarian Sarcoma Carries a Poorer Prognosis than Ovarian Epithelial Cancer Throughout all FIGO Stages: A Single-center Case-control Matched Study. N. BACALBASA, I. BALESCU, S. DIMA, I. POPESCU ( <i>Bucharest, Romania</i> ) .....	7303
Comparison of Two Dose Levels of Stereotactic Radiosurgery for 1-3 Brain Metastases from Non-small Cell Lung Cancer. D. RADES, S. HUTTENLOCHER, M. DAHLKE, D. HORNUNG, O. BLANCK, P.V. THAI, N.T. TRANG, M.T. KHOA, S.E. SCHILD ( <i>Lübeck; Hamburg; Güstrow, Germany; Hanoi, Vietnam; Scottsdale, AZ, USA</i> ) .....	7309
Fatal Bilateral Pneumonitis After Locoregional Thoracic Chemoradiation in a Transplanted Patient Under Immunosuppressive Therapy. P.G. WESTHOFF, D.K.M. DE RUYSSCHER, F.M.N.H. SCHRAMEL, M. BULBUL, A. DENDOOVEN, S.Y. EL SHAROUNI ( <i>Utrecht; Nieuwegein, The Netherlands; Leuven, Belgium</i> ).....	7315
Safety and Efficacy of Pegylated Liposomal Doxorubicinbased Adjuvant Chemotherapy in Patients with Stage I-III Triple-negative Breast Cancer. M.-Y. LIEN, L.-C. LIU, H.-C. WANG, M.-H. YEH, C.-J. CHEN, S.-P. YEH, L.-Y. BAI, Y.-M. LIAO, C.-Y. LIN, C.-Y. HSIEH, C.-C. LIN, L.-Y. LI, P.-H. LIN, C.-F. CHIU ( <i>Taichung; Taipei, Taiwan, ROC</i> ).....	7319
Melatonin in Patients with Cancer Receiving Chemotherapy: A Randomized, Double-blind, Placebo-controlled Trial. A. SOOKPRASERT, N.P. JOHNS, A. PHUNMANEE, P. PONGTHAI, A. CHEAWCHANWATTANA, J. JOHNS, J. KONSIL, P. PLAIMEE, S. PORASUPHATANA, S. JITPIMOLMARD ( <i>Khon Kaen, Thailand</i> ).....	7327
Radiation Recall Gastritis Secondary to Erlotinib in a Patient with Pancreatic Cancer. C. GRAZIANI, S. HEGDE, M.W. SAIF ( <i>Boston, MA, USA</i> ) .....	7339
Two-team Simultaneous Total Radical Vulvectomy and Inguino-femoral Lymphadenectomy via Separate Incisions for Locally Advanced (FIGO Stages IB ≥4 cm-III) Squamous Vulvar Cancer. M. FAMBRINI, F. SORBI, G. SISTI, V. CHECCUCCI, G. CARITI, V. SCOTTI, E. TINACCI, I. TURRINI, M. MICAGLIO, A. DE MAGNIS ( <i>Florence, Italy</i> ) .....	7345
Expression of Adhesion Molecules and the Proliferative Activity of Carcinosarcoma of the Ovary. H. HIRANO, T. KIZAKI, T. ITO, A. OKIMURA, K. YAMANEGI, K. NAKASHO ( <i>Hyogo, Japan</i> ) .....	7351
A Case Series of Patients with HER2-Overexpressed Primary Metastatic Gastroesophageal Adenocarcinoma. P. CINAR, S.M. CALKINS, A.P. VENOOK, R.K. KELLEY ( <i>San Francisco, CA, USA</i> ) .....	7357



Sunitinib-induced Complete Response in Metastatic Renal Cancer Expressing Neuroendocrine Markers: A New Predictive Factor? D. GAMBINI, E. LOCATELLI, U. GIANELLI, C. BAREGGI, B. GALASSI, R. VISINTIN, S. MASSIRONI, P.G. DELL'ORTO, M. TOMIROTTI ( <i>Milan, Italy</i> ) .....	7361
Assessment of Risk of Late Rectal Bleeding for Patients with Prostate Cancer Started on Anticoagulation Before or After Radiation Treatment. D. SCHREIBER, S.-C. CHEN, J. RINEER, M. WORTH, T. TELIVALA, D. SCHWARTZ ( <i>New York; Brooklyn, NY; Orlando, FL, USA</i> ) .....	7367
Frequency and Predisposing Factors for Interfractional Rectal Displacement Requiring Repeated Precaution in Prostate Cancer Patients Treated with Image-Guided Intensity-Modulated Radiation Therapy. K. IWAMA, H. YAMAZAKI, T. NISHIMURA, Y. OOTA, N. AIBE, S. NAKAMURA, H. IKENO, K. YOSHIDA, H. OKABE ( <i>Kyoto; Osaka, Japan</i> ) .....	7373
Palifermin in Children Undergoing Autologous Stem Cell Transplantation: a Matched-pair Analysis. K. CZYZEWSKI, R. DEBSKI, A. KRENSKA, M. WYSOCKI, J. STYCZYNSKI ( <i>Bydgoszcz, Poland</i> ) .....	7379
Analysis of Intrafractional Organ Motion by Megavoltage Computed Tomography in Patients with Lung Cancer Treated with Image-guided Stereotactic Body Radiotherapy Using Helical Tomotherapy. N. AIBE, H. YAMAZAKI, T. NISHIMURA, Y. OOTA, K. IWAMA, S. NAKAMURA, H. IKENO, K. YOSHIDA, H. OKABE, K. YAMADA ( <i>Kyoto; Osaka, Japan</i> ) .....	7383
Risk Factors for Pericardial Effusion in Patients with Stage I Esophageal Cancer Treated with Chemoradiotherapy. K. TAMARI, F. ISOHASHI, Y. AKINO, O. SUZUKI, Y. SEO, Y. YOSHIOKA, Y. HAYASHI, T. NISHIDA, T. TAKEHARA, M. MORI, Y. DOKI, K. OGAWA ( <i>Osaka, Japan</i> ) .....	7389
<i>Ponticulus posticus</i> is a Frequent Radiographic Finding on Lateral Cephalograms in Nevroid Basal Cell Carcinoma Syndrome (Gorlin–Goltz Syndrome). R.E. FRIEDRICH ( <i>Hamburg, Germany</i> ) .....	7395
Does Pulmonary Resection Promote the Progression of Unresected Ground-glass Nodules? K. UEDA, F. SANO, J. MURAKAMI, M. HAYASHI, T. KOBAYASHI, Y. KUNIHICO, K. HAMANO ( <i>Yamaguchi, Japan</i> ) .....	7401
Post-operative Aspirin Use and Colorectal Cancer-specific Survival in Patients with Stage I-III Colorectal Cancer. C.H. GOH, W.Q. LEONG, M.H. CHEW, Y.S. PAN, L.K.H. TONY, L. CHEW, I.B.H. TAN, H.C. TOH, C.L. TANG, W.P.C. FU, W.K. CHIA ( <i>Singapore, Singapore</i> ) .....	7407
Detection of Circulating Tumor Cells in Bladder Cancer Using Multiplex PCR Assays. I. LEOTSAKOS, P. DIMOPOULOS, E. GKIOKA, P. MSAOUEL, A. NEZOS, K.G. STRAVODIMOS, M. KOUTSILIERIS, C.A. CONSTANTINIDES ( <i>Athens, Greece; Bronx, NY, USA</i> ) .....	7415
Mesothelin in Serum and Pleural Effusion in the Diagnosis of Malignant Pleural Mesothelioma with Non-positive Cytology. M.C. FRANCESCHINI, P. FERRO, P.A. CANESSA, E. BATTOLLA, P. DESSANTI, A. VALENTINO, L. CASOLARI, V. FONTANA, R. PEZZI, F. FEDELI, M.P. PISTILLO, S. RONCELLA ( <i>La Spezia; Genova, Italy</i> ) .....	7425
Analysis of Preoperative Serum Levels of MMP1, -2, and -9 in Patients with Site-specific Head and Neck Squamous Cell Cancer. D. KALFERT, M. LUDVIKOVA, O. TOPOLCAN, J. WINDRICOVA, E. MALIROVA, M. PESTA, P. CELAKOVSKY ( <i>Prague; Pilsen; Hradec Kralove, Czech Republic</i> ) .....	7431
Kinetics of Circulating Levels of miR-195, miR-155 and miR-21 in Patients with Breast Cancer Undergoing Mastectomy. M. IGGLEZOU, K. VARELI, G.K. GEORGIOU, I. SAINIS, E. BRIASOULIS ( <i>Ioannina, Greece</i> ) .....	7443
Baseline Central Nervous System Magnetic Resonance Imaging in Early Detection of Trilateral Retinoblastoma: Pitfalls in the Diagnosis of Pineal Gland Lesions. M.A. DE IORIS, P. VALENTE, F. RANDISI, L. BUZZONETTI, A. CARAI, R. COZZA, F. DEL BUFALO, A. ROMANZO, A. ANGIONI, A. CACCHIONE, B. BERNARD, A. MASTRONUZZI ( <i>Rome, Italy</i> ) .....	7449

---

Esophageal Carcinosarcoma: Management and Prognosis at a Single Italian Series. F. CAVALLIN, M. SCARPA, R. ALFIERI, M. CAGOL, A. RUOL, M. RUGGE, E. ANCONA, C. CASTORO ( <i>Padua, Italy</i> ) .....	7455
Predictive and Prognostic Significance of Sodium Levels in Patients with NSCLC Treated by Erlotinib. M. SVATON, O. FIALA, M. PESEK, F. BRUHA, P. MUKENSNABL, J. RACEK, M. MINARIK, Z. BORTLICEK ( <i>Prague; Brno, Czech Republic</i> ) .....	7461
Clinicopathological Factors Affecting Progression-Free Survival of Patients With Previously Treated Advanced Non-Small Cell Lung Cancer After S-1 Therapy With or Without Bevacizumab. K. MASAGO, S. FUJITA, A. HATA, R. KAJI, K. OHTSUKA, C. OKUDA, J. TAKESHITA, N. KATAKAMI ( <i>Kobe; Nagoya, Japan</i> ) .....	7467
L-[3-18F]- $\alpha$ -Methyltyrosine Uptake by Lymph Node Metastasis Is a Predictor of Complete Response to CRT in Esophageal Cancer. M. SOHDA, T. MIYAZAKI, H. HONJYO, K. HARA, D. OZAWA, S. SUZUKI, N. TANAKA, A. SANO, M. SAKAI, T. YOKOBORI, M. NAKAJIMA, M. FUKUCHI, H. KATO, T. HIGUCHI, Y. TSUSHIMA, H. KUWANO ( <i>Maebashi; Mibu, Japan</i> ) .....	7473
Appendix to Anticancer Research Vol. 34, No 10, October 2014. Abstracts of the 9th International Conference of Anticancer Research, October 6-10, 2014, Sithonia, Greece .....	7479
Errata .....	7485

## Subject Index

(Figures refer to page numbers)

- 11q, fibroma of tendon sheath, cytogenetics, collagenous fibroma, desmoplastic fibroblastoma, 5159
- 12-Dimethylbenz[*a*]anthracene, breast cancer, *Lactobacillus plantarum*, oligofructose-enriched inulin, probiotic, probiotic, 4969
- <sup>177</sup>Lu, radioimmunotherapy, non-Hodgkin lymphoma, 3263
- <sup>18</sup>F-DOPA, medullary thyroid carcinoma, calcitonin, PET, 6647
- <sup>18</sup>F-DOPA, pheochromocytoma, PET, CT, MRI, 791
- <sup>18</sup>F-FAMT PET, <sup>18</sup>F-FDG-PET, specificity, survival, 3623
- <sup>18</sup>F-FAMT PET, chemoradiotherapy, complete response, predictor, esophageal cancer, 909
- <sup>18</sup>F-FAMT, lymph node metastasis, CRT, esophageal cancer, 7473
- <sup>18</sup>F-FDG, malignant melanoma, cell adhesion, neoplasm metastasis, lung, 3845
- <sup>18</sup>F-FDG-PET, <sup>18</sup>F-FAMT PET, specificity, survival, 3623
- <sup>18</sup>F-FDG-PET, breast cancer, docetaxel, neoadjuvant chemotherapy, non-responders, 221
- <sup>18</sup>F-fluorodeoxyglucose positron-emission tomography, biliary tract cancer, recurrence, standardized uptake value, 2551
- 1H NMR metabolomics, crude drugs, cytotoxicity, 4117
- 1-Methyl-4-phenylpyridinium ion, anticancer activity, glutathione, human non-small cell lung adenocarcinoma cells, selectivity index, 5447
- 20(OH)D3 analogs, VDR translocation, hypercalcemic effect, liver microsomal stability, 2153
- 25-Dihydroxyvitamin D, vitamin D, 25-hydroxyvitamin D, cardiovascular disease, vascular calcification, review, 4641
- 25-Hydroxyvitamin D, vitamin D, 25-dihydroxyvitamin D, cardiovascular disease, vascular calcification, review, 4641
- 2-aminotropones, QSAR analysis, cytotoxicity, anti-UV activity, fine cell structure, 1743
- 2-Methacryloyloxyethyl phosphorylcholine, translymphatic chemotherapy, sentinel node, paclitaxel, micrometastasis, 1751
- 3'-Deoxy-3'-[<sup>18</sup>F]fluorothymidine, positron emission tomography, thymidine kinase, 5-fluorouracil, thymidylate synthase, 759
- 3-Acetoxyoleanolic hydrazine, *Syzygium aromaticum*, oleanolic acid, 3-acetoxyoleanolichydrazide, breast cancer cells, 4135
- 3D Cell culture, *IDH1* gene, glioma, glioblastoma, astrocytoma, senescence, 2859
- 3D Conformal radiation therapy, hypofractionated radiation therapy, prone treatment position, supine treatment position, helical tomotherapy, 1233
- 3DCRT, IMRT, lung cancer, population-based study, 5175
- 3-Dioxygenase, interleukin-2, immune escape, indoleamine-2, CD137, Ewing sarcoma, 6431
- 3-Styrylchromones, QSAR analysis, cytotoxicity, tumor selectivity, anti-HIV activity, 5405
- 4T1, MGN-3, Biobran, MTT, MCF-7, paclitaxel, 81
- 5'-Tetramethoxychalcone, oral cancer, 3, 3', 4', cell proliferation, apoptosis, cell migration, CCL5/CCR5 axis, DNA double-strand breaks, 1811
- 5-Fluorouracil, 3'-deoxy-3'-[<sup>18</sup>F]fluorothymidine, positron emission tomography, thymidine kinase, thymidylate synthase, 759
- 5-Fluorouracil, gemcitabine, IFN- $\gamma$ , WT1, PDL1, chemimmunotherapy, immunomodulation, 6353
- 5-Fluorouracil, pancreatic ductal adenocarcinoma, apoptosis, autophagy, cell death, genistein, 4685
- 5-Fluorouracil, rapamycin, mammalian target of rapamycin, 3329
- 5-FU, advanced-stage breast cancer, metastatic breast cancer, chemotherapy, sodium folinate, 7233
- 5-FU, cervical adenocarcinoma, ERCC1, cisplatin, chemosensitivity, HCA-1, TCO-2, HCA-1R cells, 107
- 5-FU, dihydropyrimidine dehydrogenase deficiency, cardiotoxicity, genetic polymorphisms, raltitrexed, tegafur/uracil, review, 1531
- 5-FU, resistance, head and neck carcinoma, cell cycle, thymidylate synthase, 2907
- 5-FU-based adjuvant chemotherapy, *PTGS2*, *TYMP*, *DPYD*, *TOPO1*, *COX2*, *TYMS*, hierarchical clustering, stage II colorectal cancer, stage III colorectal cancer, 4949
- <sup>68</sup>Ga PET radiopharmaceuticals, folate receptor, <sup>68</sup>Ga-NOTA-folate, ovarian cancer, 6547
- <sup>68</sup>Ga-NOTA-folate, folate receptor, <sup>68</sup>Ga PET radiopharmaceuticals, ovarian cancer, 6547
- 7-Peptide vaccine, cancer vaccine, clinical trial, oral chemotherapy, metastatic colorectal cancer, refractory to standard chemotherapy, 3045
- 8-Dihydro-2'-deoxyguanosine, melatonin, cancer, chemotherapy, quality of life, clinical trial, 8-oxo-7, 8-oxodG, 7327
- 8-hydroxyquinoline, monofunctional platinum, drug combination, drug resistance, ovarian cancer, 7077
- 8-Isoprostane, lung cancer, chemotherapy, exhaled breath condensate, 5143
- 8-Oxo-7, melatonin, cancer, chemotherapy, quality of life, clinical trial, 8-dihydro-2'-deoxyguanosine, 8-oxodG, 7327
- 8-OxodG, melatonin, cancer, chemotherapy, quality of life, clinical trial, 8-oxo-7, 8-dihydro-2'-deoxyguanosine, 7327
- <sup>90</sup>Y-Ibritumomab tiuxetan, salvage therapy, DLBCL, lymphoma, 5121
- 2-aminotropones, QSAR analysis, cytotoxicity, anti-UV activity, fine cell structure, 1743
- 3-Acetoxyoleanolic hydrazine, *Syzygium aromaticum*, oleanolic acid, 3-acetoxyoleanolichydrazide, breast cancer cells, 4135

- A2780, ovarian cancer, cisplatin, drug resistance, pBR322 plasmid DNA, BamH1 digestion, interstrand adducts, 1923
- A549, acriflavine (ACF), lung adenocarcinoma, 6467
- A1-acid glycoprotein (AAG), sunitinib, albumin, protein-binding profiles, pharmacokinetics, 2283
- ABC transporters, ABCB6, anticancer agents, drug resistance, arsenite, 4767
- ABCB1, amrubicin, polymorphism, neutropenia, lung cancer, 3517
- ABCB1, ouabain, ABCC1, MCF7, MDA-MB-231 cells, 1441
- ABCB1, phenothiazines, multidrug resistance, P-glycoprotein, ATP-binding cassette protein B1, rhodamine 123, ethidium bromide, thioridazine, verapamil, mouse T-lymphoma cell lines, 1737
- ABCB6, ABC transporters, anticancer agents, drug resistance, arsenite, 4767
- ABCC1, ouabain, ABCB1, MCF7, MDA-MB-231 cells, 1441
- ABCG2, adrenocortical carcinoma, cancer stem cell, chemotherapy, CXCR4, cyclophosphamide, 117
- Aberrant right subclavian artery, esophageal cancer, video-assisted thoracoscopic surgery, nonrecurrent inferior laryngeal nerve, 899
- Abiraterone acetate, biomarker, hypothyreosis, castration-resistant prostate cancer, 307
- Abiraterone, prostate cancer, castration-resistant prostate cancer, resistance, resistance to abiraterone, review, 6265
- Abstracts of the 9th International Conference of Anticancer Research, 6-10 October 2014, Sithonia, Greece, 5761-6258
- ABT-737, adult T-cell leukemia/lymphoma, Bcl-2 family protein, bortezomib, suberoylanilide hydroxamic acid, 5287
- ACGH, gastric adenocarcinoma, intestinal type, carcinogenesis, 6405
- ACP5, gastric cancer, peritoneal dissemination, 3425
- Acriflavine (ACF), lung adenocarcinoma, A549, 6467
- Acriflavine, hepatocellular carcinoma, Mahlavu, 3549
- Actin polymerization, annulated indoles, tumor cell proliferation, cells with mitotic figures, several nuclei and micronuclei, cytokinesis, tubulin polymerization, 1643
- Actin, Na<sup>+</sup>/K<sup>+</sup> ATPase inhibitor, Akt, apoptosis, colon tumor, 2967
- Active hexose-correlated compound, heat-shock protein 27, pancreatic cancer, gemcitabine, 141
- Active surveillance, prostate cancer, CCP score, cell-cycle progression score, multiparametric MRI, MRI-guided biopsy, 2459
- Acute myeloid leukaemia, NOTCH, JAGGED, WNT, *HEDGEHOG*, review, 6259
- Acute myeloid leukemia all-trans retinoic acid, acute promyelotic leukemia, ATRA, review, 1507
- Acute myeloid leukemia, clofarabine, clofarabine triphosphate, drug resistance, cytarabine, 1657
- Acute myeloid leukemia, gemtuzumab ozogamicin, olaparib, DNA repair, HL-60 cells, 5487
- Acute myeloid leukemia, pegfilgrastim, fatal effect, 6747
- Acute promyelotic leukemia, acute myeloid leukemia all-trans retinoic acid, ATRA, review, 1507
- Adenoid cystic carcinoma, hypoxia, vascular endothelial growth factor, 671
- Adenoma, colorectal cancer, obesity, Bethesda criteria, 5735
- Adenoma, gastric, serrated, carcinoma, 3007
- Adhesion, cervical cancer, claudins, tight junction, HPV, 2851
- Adhesion, cervical cancer, dehydroepiandrosterone, migration, proliferation, 4039
- Adhesion, MAGI1, tight junction, metastasis, cancer, review, 3251
- Adiponectin, efatutazone, Japan, phase I trial, PPAR $\gamma$  dose-escalation study, 5133
- Adjuvant chemotherapy, adjuvant, breast cancer, adjuvant endocrine, adjuvant radiotherapy, screening, review, 1141
- Adjuvant chemotherapy, breast cancer, chemokine receptor 1, intercellular adhesion molecule 1, neutrophilic granulocyte, tumor angiogenesis, vascular endothelial growth factor receptor 1, 4693
- Adjuvant chemotherapy, gallbladder cancer, curability, gemcitabine (GEM), 3125
- Adjuvant chemotherapy, non-small cell lung cancer, split-dose, cisplatin, vinorelbine, 927
- Adjuvant chemotherapy, pegylated liposomal doxorubicin, anthracycline, triple-negative breast cancer, 7319
- Adjuvant chemotherapy, triple-negative breast cancer, node-negative breast cancer, CMF, locoregional recurrence, 1301
- Adjuvant chemotherapy, UPA-PAI-1, molecular biomarkers, node-negative breast cancer, 1213
- Adjuvant endocrine, adjuvant, breast cancer, adjuvant chemotherapy, adjuvant radiotherapy, screening, review, 1141
- Adjuvant radiotherapy, adjuvant, breast cancer, adjuvant endocrine, adjuvant chemotherapy, screening, review, 1141
- Adjuvant therapy, gastric cancer, chemoradiation, S-1, 6585
- Adjuvant treatment, urothelial carcinoma, upper urinary tract, radiotherapy, 333
- Adjuvant, breast cancer, adjuvant endocrine, adjuvant chemotherapy, adjuvant radiotherapy, screening, review, 1141
- Ad-p53 gene therapy, LAK immunotherapy, TNF- $\alpha$ , head neck squamous cell carcinoma, 3365
- Adrenal, large adrenal tumor, adrenocortical carcinoma, pheochromocytoma, malignancy, laparoscopy, 2581
- Adrenalectomy, giant adrenal tumor, radical surgery, 5087
- Adrenocortical carcinoma, adrenal, large adrenal tumor, pheochromocytoma, malignancy, laparoscopy, 2581

- Adrenocortical carcinoma, cancer stem cell, chemotherapy, CXCR4, ABCG2, cyclophosphamide, 117
- Adult T-cell leukemia/lymphoma, Bcl-2 family protein, ABT-737, bortezomib, suberoylanilide hydroxamic acid, 5287
- Adult, neurofibromatosis type-1, tumour predisposition syndrome, phenotype, visibility, disease severity, learning disability, psychosocial aspects, cancer, survey, 3675
- Advanced cancer, hydroxycitrate, alpha lipoic acid, low-dose naltrexone, metabolism, 973
- Advanced cervical cancer, radiochemotherapy, biomarkers, CK7, survival, 177
- Advanced gastric cancer, treatment change, peritoneal metastasis, tumor marker, CT, 5169
- Advanced lung cancer, lung cancer, bevacizumab, chemotherapy, targeted therapy, metastatic lung cancer, cost-effectiveness analysis, review, 1537
- Advanced NSCLC, immunohistochemical analysis, insulin-like growth factor 1 receptor, methodology, qRT-PCR, 2991
- Advanced thoracic malignancies, platinum-based chemotherapy, targeted therapy, review, 477
- Advanced-stage breast cancer, metastatic breast cancer, chemotherapy, sodium folinate, 5-FU, 7233
- Adverse effects, metastatic non-clear cell renal cell carcinoma, sunitinib, 4329
- Adverse effects, skin test, oxaliplatin, hypersensitivity reactions, chemotherapy, 537
- Adverse events, colorectal cancer, chemotherapy, bevacizumab, 2035
- Afatinib, gefitinib, dialysis, hemodialysis, EGFR-TKI, renal failure, NSCLC, 3185
- Aflibercept, liver metastases, chemoembolization, colorectal cancer, regorafenib, cetuximab, irinotecan, drug-eluting beads, DEBIRI, KRAS, review, 575
- Aflibercept, colorectal neoplasms, liver metastasis, radiofrequency ablation, 6775
- Age, palliative radiotherapy, comorbidity, geriatric patients, octogenarians, prognostic factors, 6641
- Aging, benign prostatic hyperplasia, fat mass, glutathione S-transferase, oxidative stress, prostate cancer, 5051
- AHCC, SOX2, pancreatic cancer, gemcitabine, heat-shock protein-27, 4807
- AID, PKCi, gastric adenocarcinoma, 995
- AID, STMN1, PKCi, gastric adenocarcinoma, 4217
- Akt signaling pathway, melanoma, cell lines, Pcd4, tumor suppressor, expression, 2315
- Akt, anaplastic thyroid carcinoma, radicicol, hsp90, hsp70, 4829
- Akt, Na<sup>+</sup>/K<sup>+</sup> ATPase inhibitor, actin, apoptosis, colon tumor, 2967
- AKT, pancreatic cancer, mTOR, autophagy, 631
- AKT, rhenium, selenium, tissue distribution, cancer, inflammation, immune system, PI3K, MTOR, NF- $\kappa$ B, rhenium diseleno-ether compound, 1679
- Akt, temozolomide, JNK, p38, glioblastoma, cytotoxicity, 5509
- AKT, tocotrienols, vitamin E, breast cancer, oxazine derivatives, lipid nanoemulsion, NF $\kappa$ B, 2715
- Albumin level, prealbumin, breast cancer, nutrition, recurrence, 3775
- Albumin, Glasgow prognostic score, C-reactive protein, non-small cell lung cancer, prognosis, postoperative, 3137
- Albumin, high-sensitivity Glasgow prognostic score, surgery, gastric cancer, C-reactive protein, 5695
- Albumin, sunitinib,  $\alpha$ 1-acid glycoprotein (AAG), protein-binding profiles, pharmacokinetics, 2283
- Alcohol drinking, UADT cancer, DNA repair, genetic epidemiology, smoking, 3217
- Alcohol, pancreatic cancer, nutrition, diet, dietary factors, lifestyle, carcinogenesis, smoking, epidemiology, review, 9
- ALDH1, breast cancer, breast stem cells, CD44, cancer stem model, 1427
- ALDH1, vulvar carcinoma, cancer stem cell marker, immunohistochemistry, prognosis, 859
- Aldosterone, doxorubicin, vasopressin, MCF-7, breast cancer, angiotensin II, 1843
- ALK rearrangement, KRAS mutation, lung adenocarcinoma, CNS metastases, 3701
- Alkaline diet, cancer diet, patient counseling, raw food diet, macrobiotics, Gerson's regime, Breuss cure, Budwig diet, ketogenic diet, review, 39
- Allogeneic cells, NKT cells, NK cells, dendritic cells, tumor immunity, 3411
- All-trans-retinoic acid and resistance, arsenic trioxide, arsenate, organic arsenicals, HL-60 cells, apoptosis induction, 6489
- Alpha fetoprotein, hepatocellular carcinoma, surgical resection, herbal drugs, chemo- and radiotherapy for HCC, review, 1563
- Alpha lipoic acid, hydroxycitrate, low-dose naltrexone, metabolism, advanced cancer, 973
- Alpha-actinin-4, thyroid, infiltrative margin, pushing margin, preoperative recurrent laryngeal nerve paralysis, 3157
- AM $\beta$ 2 Integrin, Mac-1, leukemia, lymphoma, green fluorescent protein, bioactive peptide, xenograft, 645
- Amifostine neuroprotection, neurotoxicity, oxaliplatin, PC12 model, cyclin-B2, 517
- Amino acid-based poly (ester-amide)s, polysaccharides, dextran, chitosan, cationic polymers, prostate cancer, cytotoxicity, apoptosis, necrosis, arginine, lysine, 3981
- AML, leukemia, second primary malignancies, SEER, 3855
- AML, prognosis, elderly, induction chemotherapy, 5631
- Ampullary cancer, pancreatic cancer, pancreatic ductal adenocarcinoma, ampullary carcinoma, survival, prognosis, 3011
- Ampullary carcinoma, pancreatic cancer, pancreatic ductal adenocarcinoma, ampullary cancer, survival, prognosis, 3011

- Amrubicin, ABCB1, polymorphism, neutropenia, lung cancer, 3517
- Anaplastic carcinoma, endometrial cancer, secondary cancer, paraneoplastic arthritis, 239
- Anaplastic lymphoma kinase, crizotinib, fluorescent *in situ* hybridization, immunohistochemistry, malignant mesothelioma, targeted therapy, 2589
- Anaplastic lymphoma kinase, non-small cell lung cancer, epidermal growth factor mutation, cytotoxic chemosensitivity, 3825
- Anaplastic thyroid carcinoma, paraptosis, tunicamycin, *BRAF*, 4857
- Anaplastic thyroid carcinoma, radicicol, hsp90, hsp70, Akt, 4829
- Anatomical resection, recurrent hepatocellular carcinoma, cancer spread, overall survival, disease-free survival, prognostic factors, 4421
- Androgen deprivation, radiation therapy, intermediate risk prostate cancer, dose escalation, 4189
- Androgen receptor, prostate cancer, exosome, microvesicle, LNCaP, prostate-specific membrane antigen, 3419
- Androgen receptor, Vanek's tumor, inflammatory fibroid polyp, estrogen receptor, 7203
- Anemia, epoetins, chemotherapy, quality of life, 2325
- Aneuploidy, chromosome aberrations, gene amplification, sarcoma, fluorescent *in situ* hybridization, 7119
- Angiogenesis, apelin, APJ, hepatocellular carcinoma, arteriogenesis, 5313
- Angiogenesis, breast cancer, pregnancy, lymphatic vascularity, tumor stroma, 125
- Angiogenesis, colorectal cancer, vasohibin-1, 5321
- Angiogenesis, experimental carcinogenesis, oral cancer, hamster cheek pouch, microvasculature, angiogenic switch, 6381
- Angiogenesis, extracellular matrix, lectin, tumor growth, wound healing, 3991
- Angiogenesis, eyelid, basal cell carcinoma, squamous cell carcinoma, microvascular density, 4977
- Angiogenesis, neamine, angiogenin, cell proliferation, oral cancer, 2113
- Angiogenesis, oral cancer, sodium butyrate, vascular endothelial growth factor, lymphangiogenesis, 1701
- Angiogenesis, ovarian cancer, ID-1, prognosis, 413
- Angiogenesis, pituitary adenomas, tumor blood vessels, prolactinomas, 5413
- Angiogenesis, urothelial carcinoma, lenalidomide, apoptosis, cereblon, 3383
- Angiogenic switch, experimental carcinogenesis, oral cancer, hamster cheek pouch, microvasculature, angiogenesis, 6381
- Angiogenin, neamine, angiogenesis, cell proliferation, oral cancer, 2113
- Angiopoietin/TIE2, urothelial carcinoma, CEP11981, tyrosine kinase inhibitor, *VEGFR*, *FGFR*, 3377
- Angiosarcoma, sarcoma, vascular endothelial growth factor A, cytokine, biomarker, interleukin-6, osteopontin, prolactin, 5001
- Angiotensin II, doxorubicin, vasopressin, aldosterone, MCF-7, breast cancer, 1843
- Animal models, human xenografts, urothelial cancer, drug testing, sialyl-Tn, glycosylation, 735
- Animal study, lymph node metastasis, magnetic resonance imaging of lymph nodes, MRI, P904, ultra-small superparamagnetic iron oxide particle, USPIO, 5389
- Annexin A1, formyl peptide receptor 1, gastric cancer, tumor progression, survival, 2223
- Annulated indoles, tumor cell proliferation, cells with mitotic figures, several nuclei and micronuclei, cytokinesis, tubulin polymerization, actin polymerization, 1643
- Anoikis, *Dendrobium ellipsophyllum*, bibenzyls, flavonoids, anti-metastasis, cytotoxicity, lung cancer, 6573
- Anoikis, lung cancer, EMT, pro-survival pathway, *Dendrobium ellipsophyllum*, 1931
- Anthracycline, pegylated liposomal doxorubicin, triple-negative breast cancer, adjuvant chemotherapy, 7319
- Antiandrogen, prostate cancer, combined androgen blockade, 1983
- Anti-angiogenic targeted therapy, clinical features, hepatocellular carcinoma, HCC, prolonged survival, long-term survivors, prognosis, sorafenib, 1047
- Antibody-dependent cellular cytotoxicity, prostate-specific membrane antigen, immunocytokine, IL-2, prostate cancer, 89
- Anticancer activity, glutathione, human non-small cell lung adenocarcinoma cells, 1-methyl-4-phenylpyridinium ion, selectivity index, 5447
- Anticancer agent, monoclonal antibody, pharmacokinetics, subcutaneous administration, review, 1579
- Anticancer agents, ABC transporters, ABCB6, drug resistance, arsenite, 4767
- Anticancer agents, oncology, clinical pharmacy, clinical pharmacy services, review, 1573
- Anticancer drugs, p53, Bax, p21, E-cadherin, cell cycle, breast cancer, 1367
- Anti-cancer effects, ehrlich ascites carcinoma, dimethylsulfoniopropionate, ascites fluid, toxicity, 4045
- Anticancer target, kidney cancer, gene expression profiling, S100A8, docking, Saudi Arabia, 1873
- Anticancer, cardiac glycosides, ovarian cancer, apoptosis, proteomics, 4141
- Antidepressants, platinum, chemotherapy, cancer, 509
- Antigen-presenting ability, novel IDO inhibitor, Toho-1, leukemic plasmacytoid dendritic cell line, PMDC05, CTL-inducing ability, Necrostatin-1®, 4021
- Anti-HIV activity, 3-styrylchromones, QSAR analysis, cytotoxicity, tumor selectivity, 5405

- Anti-HIV activity, phenylpropanoid amides, QSAR analysis, cytotoxicity, tumor selectivity, 3543
- Anti-HIV activity, piperic acid amides, QSAR analysis, cytotoxicity, tumor selectivity, 4877
- Anti-metastasis, *Dendrobium ellipsophyllum*, bibenzyls, flavonoids, cytotoxicity, anoikis, lung cancer, 6573
- Antimetastatic, curcumin, vasculogenic mimicry, hepatocellular carcinoma, natural products, 1857
- Antitumor activity, ascophyllan, sarcoma-180 cells, oral administration, intraperitoneal administration, host immune system, 1663
- Antitumor activity, phenanthroindolizine alkaloid, caspase activity, YPC-10157, 3391
- Anti-UV activity, 2-aminotropones, QSAR analysis, cytotoxicity, fine cell structure, 1743
- Apelin, APJ, hepatocellular carcinoma, arteriogenesis, angiogenesis, 5313
- Apicidin, capan-1, epigenetics, histone deacetylase inhibitor, HNF4 $\alpha$ , MUC4, pancreatic cancer, phosphatase inhibitor, small-molecule inhibitor library, targeted treatment, 5269
- Apigenin, breast cancer, HER2, apoptosis, STAT3, VEGF, 2869
- APJ, apelin, hepatocellular carcinoma, arteriogenesis, angiogenesis, 5313
- Apo2L/TRAIL, apoptosis, drozitumab, drug resistance, chemotherapy, breast cancer, 7007
- Apocrine breast carcinoma, AR, FOXA1, PSA, 1261
- Apoptosis, ascorbic acid, osteosarcoma, osteoblast, differentiation, 1617
- Apoptosis induction, arsenic trioxide, arsenate, organic arsenicals, HL-60 cells, all-trans-retinoic and resistance, 6489
- Apoptosis, amino acid-based poly (ester-amide)s, polysaccharides, dextran, chitosan, cationic polymers, prostate cancer, cytotoxicity, necrosis, arginine, lysine, 3981
- Apoptosis, Apo2L/TRAIL, drozitumab, drug resistance, chemotherapy, breast cancer, 7007
- Apoptosis, ascorbic acid, catalase, interferon, nitric oxide, nitric oxide dioxygenase, ROS signaling, salicylic acid, singlet oxygen, 5337
- Apoptosis, autophagy, chemo-resistant, urothelial carcinoma, 2973
- Apoptosis, autophagy, death-associated protein 1, macroautophagy, carcinogenesis, oncogenesis, breast cancer, review, 1
- Apoptosis, benzamidoxime, cancer, Jurkat, HL-60RG, 6521
- Apoptosis, breast cancer, caspase, estrogen, human chorionic gonadotropin (hCG), p53, 1347
- Apoptosis, breast cancer, G0/G1 arrest, nobiletin, triple-negative, 1785
- Apoptosis, cancer, gold, metal complexes, proteasome, inorganic compounds, review, 487
- Apoptosis, cancer, quinone, structure/activity relationships, 4077
- Apoptosis, cardiac glycosides, ovarian cancer, anticancer, proteomics, 4141
- Apoptosis, cervical cancer, p53, p21<sup>WAF1/Cip1</sup>, p27<sup>Kip1</sup>, bcl-2, caspase-3, 2789
- Apoptosis, chemoresistance, cisplatin, liposomes, ovarian carcinoma, 525
- Apoptosis, chondrosarcoma, BH3 mimetics, Bcl2, 6423
- Apoptosis, colon cancer, myricetin, BAX/BCL2, DNA condensation, 701
- Apoptosis, colon cancer, p53, death receptor 3, reactive oxygen species (ROS) hispidin, 4087
- Apoptosis, cucurbitacin D, *Ecbalium elaterium*, lung cancer, NSCLC-N6, G1 cell cycle arrest, gene expression, CDK1, 4797
- Apoptosis, deinoxanthin, cancer cells, reactive oxygen species, 1829
- Apoptosis, differentiation, glycosylation, lectin, malignancy, sialylation, 5429
- Apoptosis, dipalmitoleoyl-sn-glycero-3-phosphoethanolamine, protein phosphatase, malignant pleural mesothelioma, 1759
- Apoptosis, eicosapentaenoic acid, esophageal cancer, 7145
- Apoptosis, equol, caspase, mitochondria, cervical cancer cells, 4985
- Apoptosis, glioblastoma, WT1, tumorigenicity, 61
- Apoptosis, glioma, gamma-linolenic acid, ruthenium, proliferation, 1901
- Apoptosis, GRP78, ER stress, cisplatin, c-Jun, NF- $\kappa$ B, cell cycle, 3493
- Apoptosis, hybrid liposome, nanotherapy, colorectal cancer, liver metastasis, 4701
- Apoptosis, lung cancer, tyrosine kinase inhibitors, resistance, cell cycle, 2841
- Apoptosis, MCF-7, MDA-468, caspase-3, colony formation, breast cancer, 1801
- Apoptosis, Na<sup>+</sup>/K<sup>+</sup> ATPase inhibitor, Akt, actin, colon tumor, 2967
- Apoptosis, NOX1, superoxide anion, catalase, superoxide dismutase, ROS, review, 1467
- Apoptosis, oral cancer, 3, 3', 4', 5'-tetramethoxychalcone, cell proliferation, cell migration, CCL5/CCR5 axis, DNA double-strand breaks, 1811
- Apoptosis, osthole, proliferation, cell cycle, high-performance counter-current chromatography, RK33, TE671 cells, 6473
- Apoptosis, pancreatic ductal adenocarcinoma, autophagy, cell death, genistein, 5-fluorouracil, 4685
- Apoptosis, PARP inhibitors, HDAC inhibitors, PJ34, vorinostat, cell cycle, leukemia cell lines, 1849
- Apoptosis, primary effusion lymphoma, sodium salicylate, reactive oxygen species, 1865

- Apoptosis, quercetin-3-O-glucoside, cancer, cell cycle, caspase-3, topoisomerase II, HepG2 cells, 1691
- Apoptosis, retinol, ovarian tumor, gynecological cancer, retinol binding protein, 3303
- Apoptosis, sphingomyelinase, p53, PRIMA-1, lung cancer, 3271
- Apoptosis, tanshinone IIA, trans-resveratrol, synergistic combination, cisplatin, cell cycle arrest, 5473
- Apoptosis, triple-negative breast cancer, piperine, TRAIL, 1893
- Apoptosis, urothelial carcinoma, lenalidomide, angiogenesis, cereblon, 3383
- Apoptosis,  $\alpha$ -phellandrene, cDNA microarray, cell cycle, DNA damage, WEHI-3 leukemia cells, 4161
- Apoptosis, breast cancer, HER2, apigenin, STAT3, VEGF, 2869
- AR, apocrine breast carcinoma, FOXA1, PSA, 1261
- Ara-G, forodesine, deoxyguanosine, nelarabine, ara-GTP, leukemia, 4885
- Ara-GTP, forodesine, deoxyguanosine, nelarabine, ara-G, leukemia, 4885
- Arcuate foramen, nevoid basal cell carcinoma syndrome, Gorlin–Goltz syndrome, *Ponticulus posticus*, atlanto-occipital ligament, calcification, lateral cephalogram, phacomatosis, 7395
- Argentina, breast cancer, risk factors, mammogram, 5537
- Arginine deprivation, mesothelioma, TNF-related apoptosis-inducing ligand (TRAIL), 6991
- Arginine, amino acid-based poly (ester-amide)s, polysaccharides, dextran, chitosan, cationic polymers, prostate cancer, cytotoxicity, apoptosis, necrosis, lysine, 3981
- Aromatase inhibitor, sequence, radiotherapy, hormone therapy, long-term outcome, 4311
- Arsenate, arsenic trioxide, organic arsenicals, HL-60 cells, all-trans-retinoic acid and resistance, apoptosis induction, 6489
- Arsenic trioxide, arsenate, organic arsenicals, HL-60 cells, all-trans-retinoic acid and resistance, apoptosis induction, 6489
- Arsenite, ABC transporters, ABCB6, anticancer agents, drug resistance, 4767
- Artemisinin dimer, dihydroartemisinin, dihydroartemisinin-resistant Molt-4 cells, artemisinin-tagged holotransferrin, 2807
- Artemisinin-tagged holotransferrin, dihydroartemisinin, dihydroartemisinin-resistant Molt-4 cells, artemisinin dimer, 2807
- Arteriogenesis, apelin, APJ, hepatocellular carcinoma, angiogenesis, 5313
- Artesunate, oxygen-rich environment, HeLa cells, *in vitro* study, hypoxia, 7055
- Ascites fluid, ehrlich ascites carcinoma, dimethylsulfonylpropionate, anti-cancer effects, toxicity, 4045
- Ascites, ovarian cancer, targeted therapeutics, treatment, review, 1553
- Ascites, peritoneal mesothelioma, chemotherapy, pemetrexed, platinum, 215
- Ascopyllan, sarcoma-180 cells, antitumor activity, oral administration, intraperitoneal administration, host immune system, 1663
- Ascorbic acid, apoptosis, catalase, interferon, nitric oxide, nitric oxide dioxygenase, ROS signaling, salicylic acid, singlet oxygen, 5337
- Ascorbic acid, osteosarcoma, osteoblast, differentiation, apoptosis, 1617
- Aspirin, colorectal cancer, 7407
- Aspirin, NSAIDs, colorectal cancer, cyclooxygenase-1, cyclooxygenase-2, review, 6277
- Astragalus*, glucan, resveratrol, vitamin C, *Echinacea*, cancer, immunity, natural immunomodulators, 2275
- Astrocytoma, *IDH1* gene, glioma, glioblastoma, senescence, 3D cell culture, 2859
- Atherosclerosis, breast cancer, single-photon emission computed tomography, 3689
- ATL, HTLV-1, tetramethylnaphthalene derivative, inhibitor, 1771
- Atlanto-occipital ligament, nevoid basal cell carcinoma syndrome, Gorlin–Goltz syndrome, *Ponticulus posticus*, arcuate foramen, calcification, lateral cephalogram, phacomatosis, 7395
- ATP-binding cassette protein B1, phenothiazines, multidrug resistance, P-glycoprotein, ABCB1, rhodamine 123, ethidium bromide, thioridazine, verapamil, mouse T-lymphoma cell lines, 1737
- ATP-dependent tyrosine kinase, ouabain, cancer metastasis, cell detachment, lung cancer, focal-adhesion kinase H23 cells, 2231
- ATRA, acute promyelotic leukemia, acute myeloid leukemia all-trans retinoic acid, review, 1507
- Attenuation, bacteria, toxins, polysaccharide, vector, treatment, review, 6289
- Attitude of cancer patients, complementary medicine, user behavior, 943
- Attitudes, ultraviolet rays, skin neoplasms, skin type, phototest, 797
- Atypical adenoma, prolactinoma, giant adenoma, fractionated stereotactic radiotherapy, hydrocephalus, 2509
- Atypical ductal hyperplasia, mammary epithelium, cell identity, ductal carcinoma *in situ*, 1307
- Atypical endometrial hyperplasia, endometrial cancer, endometrial biopsy, hysteroscopy, 5671
- Atypical femoral fracture, zoledronate, breast cancer, bone metastasis, 1245
- Atypical lipomatous tumor, cytogenetics, lipoma, p16, well-differentiated liposarcoma, 3073
- AURKA, hypoxia, tumorigenesis, neuroblastoma, 2269



- Autoantibody, dihydrolipoamide dehydrogenase, diagnosis, biomarker, endometrial cancer, 5021
- Autologous hematopoietic stem cell transplantation, keratinocyte growth factor, children, chemotherapy, oral mucositis, 7379
- Autologous stem cell transplantation, mixed adenoneuroendocrine carcinoma, MANEC, colorectal adenocarcinoma, exome sequencing, SMARCA4, high-dose chemotherapy, long-term survival, 5517
- Autologous transplant, plasmablastic lymphoma, breast, HIV, 5111
- Autophagy, apoptosis, chemo-resistant, urothelial carcinoma, 2973
- Autophagy, BCAA, colorectal cancer, insulin, liver cancer, 4789
- Autophagy, death-associated protein 1, macroautophagy, apoptosis, carcinogenesis, oncogenesis, breast cancer, review, 1
- Autophagy, pancreatic cancer, AKT, mTOR, 631
- Autophagy, pancreatic ductal adenocarcinoma, apoptosis, cell death, genistein, 5-fluorouracil, 4685
- Autophagy, radioresistance, TAK1, breast cancer, 1449
- Av $\beta$ 6, EMT, Notch, STAT3, integrin  $\beta$ 6, 659
- Axillary staging, breast cancer, preoperative staging, node metastases, sentinel node, sensitivity/specificity, test utility, needle biopsy, ultrasound, review, 1087
- Axitinib, metastatic renal cell carcinoma, sunitinib, sorafenib, everolimus, 5643
- AXL, monoclonal antibody therapy, lung adenocarcinoma, 1821
- AXOR12, Kiss-1, GPR54, GPCRs, breast cancer, 1401
- Azatyrosinamide, piperazinediones, NCI-60 anticancer screening, *in vivo* antitumor activity, COMPARE algorithm, tubulin polymerization inhibitor, mechanism of action prediction, DTP, NCI/NIH, 4013
- B16, curcumin, cytotoxicity, cachexia, C2C12, 4781
- B16F10 cells, radiation effects, rosmarinic acid, micronuclei, radioprotectors, radiosensitizers, melanoma, PNT2, 1913
- B-catenin, carcinosarcoma, ovary, E-cadherin, Ki-67, 7351
- B-catenin, epithelial growth factor, EGF, transforming growth factor  $\beta$ 1, TGF $\beta$ 1, extracellular matrix, ECM, vimentin, E-cadherin, head and neck squamous cell carcinoma, HNSCC, squamous cell cancer, SCC, human papillomavirus, HPV, p16-positive SCC, epithelial-mesenchymal transition, EMT, 7061
- B-catenin, malignant mesothelioma, E-cadherin, Ki-67, metastasis, 3061
- B-catenin, oncogenes, signal transducer and activator of transcription-3, vascular endothelial growth factor, review, 1459
- B-tricalcium phosphate, intraosseous lipoma, calcaneus, endoscopy, 963
- Bacteria, attenuation, toxins, polysaccharide, vector, treatment, review, 6289
- BamH1 digestion, ovarian cancer, A2780, cisplatin, drug resistance, pBR322 plasmid DNA, interstrand adducts, 1923
- Barcelona Clinic Liver Cancer staging system, hepatocellular carcinoma, non-alcoholic steatohepatitis, murine model, Child-Pugh grade, 4849
- Basal cell carcinoma, Cyberknife, stereotactic body radiation therapy, periocular tumor, 873
- Basal cell carcinoma, eyelid, squamous cell carcinoma, angiogenesis, microvascular density, 4977
- Basal cells, tumor-infiltrating immune cells, stem cells, degeneration, proliferation, 6363
- Base of tongue cancer, HLA-A\*02 genotype, human papillomavirus (HPV) oropharyngeal squamous cell carcinoma, tonsillar cancer, clinical outcome, 2369
- Bax, anticancer drugs, p53, p21, E-cadherin, cell cycle, breast cancer, 1367
- BAX/BCL2, colon cancer, myricetin, apoptosis, DNA condensation, 701
- BCAA, autophagy, colorectal cancer, insulin, liver cancer, 4789
- Bcl-2 family protein, adult T-cell leukemia/lymphoma, ABT-737, bortezomib, suberoylanilide hydroxamic acid, 5287
- Bcl-2 inhibitor, navitoclax, phase 1 clinical trials, healthy volunteers, safety risk evaluation and management, 3739
- BCL2, breast cancer, infiltrating ductal carcinoma (IDC), tumor size, p53, Ki-67, clinical and biological parameters, 269
- Bcl-2, cervical cancer, apoptosis, p53, p21<sup>WAF1/Cip1</sup>, p27<sup>Kip1</sup>, caspase-3, 2789
- Bcl2, chondrosarcoma, apoptosis, BH3 mimetics, 6423
- BCL2, microRNAs, follicular lymphoma, BCL6, 2105
- Bcl-2, navitoclax, ketoconazole, cytochrome P450 3A, drug interaction, cancer, 2001
- BCL6, microRNAs, follicular lymphoma, BCL2, 2105
- BCR-ABL+ leukemia, multi-tyrosine kinase inhibitor TKI258, mTOR inhibitor RAD001, cell proliferation, cell apoptosis, 4909
- BCRP-shRNA, transcriptional targeting, human carboxylesterase, CPT-11, transfection, breast cancer cells, drug resistance, 6345
- Beef, conjugated linoleic acid, n-3 fatty acid, serum, salivary gland tumors, 5579
- Bellini disease, collecting ducts carcinoma, targeted therapy, renal carcinoma, 1027
- Benign prostatic hyperplasia, fat mass, glutathione S-transferase, oxidative stress, prostate cancer, aging, 5051
- Benign, postoperative radiation, postoperative radiotherapy, pleomorphic adenoma, parotid, close margins, positive margins, local control, radiation toxicity, 4247
- Benzamidoxime, cancer, apoptosis, Jurkat, HL-60RG, 6521

- Benzimidazole, celecoxib, COX-2, sulfasalazine, PC3, MDA-PCa 2b, prostate cancer, docking, focal adhesion, 4755
- Benzimidazole, drug metabolism, HIF-1 $\alpha$  inhibition, luciferase assay, platelet aggregation running, 3891
- Benzimidazole, monofunctional platinum, drug resistance, drug combination, ovarian cancer, 5453
- Best supportive care, hepatocellular carcinoma, Child-Pugh C, overall survival, non-transplant therapies, 3039
- Beta-carotene, lycopene, breast cancer, bioactive compounds, cell cycle, 1377
- Beta-catenin, renal cancer, Wnt pathway, Wnt inhibitors, signaling therapies, 4101
- Beta-defensins, co-culture techniques, real-time polymerase chain reaction, carcinoma, squamous cell, 6443
- Bethesda criteria, colorectal cancer, adenoma, obesity, 5735
- Bevacizumab, breast cancer, metastatic disease, predictive markers, hypertension, survival, matched pair, 227
- Bevacizumab, capecitabine, drug-drug interaction, colorectal cancer, pharmacokinetics, 3669
- Bevacizumab, colorectal cancer, chemotherapy, adverse events, 2035
- Bevacizumab, colorectal cancer, metastasis, chemotherapy, survival, 949
- Bevacizumab, colorectal liver metastases, hepatic resection, chemotherapy, oxaliplatin, fluorouracil, leucovorin, 6655
- Bevacizumab, docetaxel, non-squamous non-small cell lung cancer phase II study, NSCLC, 5153
- Bevacizumab, epidermal growth factor receptor, *EGFR* mutation, non-small cell lung cancer, progression-free survival, S-1, 7467
- Bevacizumab, lung cancer, chemotherapy, targeted therapy, metastatic lung cancer, advanced lung cancer, cost-effectiveness analysis, review, 1537
- Bevacizumab, neoadjuvant therapy, pancreatic cancer, gemcitabine, resectability, 2377
- Bevacizumab, non-squamous non-small cell lung cancer, weekly paclitaxel, carboplatin, 275
- Bevacizumab, short infusion, feasibility, 1053
- Bevacizumab, sinusoidal obstruction syndrome, oxaliplatin, 1953
- Bevacizumab, temsirolimus, pediatric, CNS tumors, 1931
- Bevacizumab, triple-negative breast cancer, first-line, observational study, 1275
- BH3 mimetics, chondrosarcoma, apoptosis, Bcl2, 6423
- Bibenzyls, *Dendrobium ellipsophyllum*, flavonoids, anti-metastasis, cytotoxicity, anoikis, lung cancer, 6573
- BIFC, VEGF, vascular endothelial growth factor receptors, *VEGFR1*, *FLT1*, *VEGFR2*, *KDR*, dimerization, FRET, 2123
- Bilateral breast cancer, periductal stromal tumor, breast cancer, 3635
- Bile duct cancer, hematopoietic stem cell transplantation, carcinogenesis, secondary malignancies, 3789
- Bile duct tumor thrombus, hepatocellular carcinoma, prognostic significance, resection, 4367
- Biliary stent, Glasgow prognostic score, mGPS, stent patency, unresectable malignant biliary obstruction, 3617
- Biliary tract cancer, <sup>18</sup>F-fluorodeoxyglucose positron-emission tomography, recurrence, standardized uptake value, 2551
- Biliodigestive anastomosis, liver metastasis, radioembolization, bilioenteric anastomosis, hepaticojejunostomy, complications, liver abscess, 4315
- Bilioenteric anastomosis, liver metastasis, radioembolization, biliodigestive anastomosis, hepaticojejunostomy, complications, liver abscess, 4315
- Bioactive compounds, lycopene, beta-carotene, breast cancer, cell cycle, 1377
- Bioactive peptide,  $\alpha$ M $\beta$ 2 integrin, Mac-1, leukemia, lymphoma, green fluorescent protein, xenograft, 645
- Biobran, MGN-3, MTT, 4T1, MCF-7, paclitaxel, 81
- Biochemical recurrence, FGF9, prostate cancer, VEGF-A, N-cadherin, epithelial-mesenchymal transition, radical prostatectomy, 695
- Biochemical relapse, prostate cancer, laparoscopy, laparoscopic radical prostatectomy, oncologic outcome, functional outcome, urinary continence, erectile function, 2443
- Biological markers, colorectal neoplasms, extracellular matrix, gene expression, tumor markers, 5599
- Biomarker, abiraterone acetate, hypothyreosis, castration-resistant prostate cancer, 307
- Biomarker, angiosarcoma, sarcoma, vascular endothelial growth factor A, cytokine, interleukin-6, osteopontin, prolactin, 5001
- Biomarker, autoantibody, dihydrolipoamide dehydrogenase, diagnosis, endometrial cancer, 5021
- Biomarker, biopsy, immunohistochemistry, non-small-cell lung cancer, surgery, 2755
- Biomarker, carcinomas of unknown primary origin, chemotherapy, circulating tumor cell, prediction, 3165
- Biomarker, circulating tumor cells, castration-resistant prostate cancer, docetaxel, 6705
- Biomarker, circulating tumor cells, CTC, prostate cancer, cultivation, minimal residual disease, MetaCell, virgin CTC, culturing, blood biopsy, 3641
- Biomarker, high-sensitivity C-reactive protein, soft tissue tumor, diagnosis, 933
- Biomarker, MALDI mass spectrometry imaging, MALDI-MSI, tissue microarray, renal cell cancer, 2255
- Biomarker, neuroendocrine tumor, chromogranin A, tumor response, gastroenteropancreatic, 5661
- Biomarker, plasma free serotonin, breast cancer, Ca15.3, recurrence, 1167

- Biomarker, PPM1D, prostate cancer, prognosis, 2919
- Biomarker, prostate cancer, serum, microRNA, *miR-141*, *miR-26a-1*, 665
- Biomarkers, advanced cervical cancer, radiochemotherapy, CK7, survival, 177
- Biomarkers, breast cancer, *miR-155*, *miR-195*, *miR-21*, 7443
- Biomarkers, endometrial carcinoma, tumor-associated macrophages, tumor-infiltrating lymphocytes, 5555
- Biomarkers, ovarian cancer, primary debulking surgery, residual tumour, proteomics, diagnostic accuracy, 679
- Biomarkers, prognosis, MET, ER-positive, HER2-positive, breast cancer, 1227
- Biopsy, biomarker, immunohistochemistry, non-small-cell lung cancer, surgery, 2755
- BIRADS, mamotome biopsy, microcalcification, MRI, 6749
- Bi-refrangent lamellar deposits, fabry disease, small bowel, calcifications, Crohn-like, 2437
- Bisphosphonates, bone metastasis, radiotherapy, prevention, cancer, review, 23
- Bisphosphonates, osteonecrosis of the jaw, bone metastasis, zoledronic acid, 2477
- Bladder cancer, circulating tumor cells, PCR, CK19, CK20, *EGFR*, survivin, h-TERT, 7415
- Bladder cancer, platelets, thrombocytosis, radical cystectomy, cancer-specific mortality, 3225
- Bladder cancer, somatostatin receptors, reverse transcriptase-polymerase chain reaction, 2937
- Bland-TAE, transcatheter arterial embolization, hepatocellular carcinoma, microspheres, 1947
- Bleeding, postoperative care, comorbidity, lung cancer, surgery, 981
- Bleomycin, electrochemotherapy, head and neck cancer, palliation/palliative care, quality of life, 967
- Blindness, diffuse large B-cell lymphoma, vincristine, neurotoxicity, 6731
- Blood biopsy, circulating tumor cells, CTC, prostate cancer, cultivation, minimal residual disease, MetaCell, virgin CTC, biomarker, culturing, 3641
- Blood transfusion, preoperative score, hepatectomy, hepatocellular carcinoma, 313
- Blood-brain barrier, glioblastoma multiforme, progesterone receptor antagonist, progesterone-induced blocking factor, 2385
- Blue light, NRF2, heme oxygenase, xenograft, oxidative stress, 6305
- B-myb, human papillomavirus, HPV16 E7, p130, DREAM complex, 6557
- Body mass index, upper tract urothelial carcinoma, obesity, sex difference, 5683
- Body-mass index, breast cancer, neutrophil:lymphocyte ratio, 3819
- Bone cement, PMMA, valproic acid, SAHA, HDAC inhibitor, local therapy, 6459
- Bone marrow sparing, cervical cancer, radical hysterectomy, postoperative radiation therapy, IMRT, 5091
- Bone metastases, radiotherapy, fractionation, pain, rapid-onset opioids, 1011
- Bone metastasis, bisphosphonates, osteonecrosis of the jaw, zoledronic acid, 2477
- Bone metastasis, bisphosphonates, radiotherapy, prevention, cancer, review, 23
- Bone metastasis, lung cancer, NSCLC, gefitinig, hemodialysis, 319
- Bone metastasis, prostate-specific antigen, prostate cancer, zoledronic acid, 4415
- Bone metastasis, T-negative breast cancer, capecitabine, metronomic chemotherapy, brain metastasis, stereotactic radiosurgery, quality of life, FACT-B, 4287
- Bone metastasis, zoledronate, atypical femoral fracture, breast cancer, 1245
- Bone morphogenetic proteins, lung neoplasms, cell proliferation, cell survival, RNA interference, preclinical drug evaluation, microRNAs, 2095
- Bone, frozen autograft, metastasis, cancer, reconstruction, 5569
- Boost therapy, head and neck cancer, stereotactic radiotherapy, CyberKnife, 5755
- Borderline ovarian tumor, implants, relapse, surgery, prognosis, 6725
- Bortezomib, adult T-cell leukemia/lymphoma, Bcl-2 family protein, ABT-737, suberoylanilide hydroxamic acid, 5287
- Bosutinib, dasatinib, breast cancer, 1629
- Botulinum toxin, hypersalivation, salivary glands, head neck cancer, salivary fistula, dysphagia, 6627
- Brachytherapy, gynecological cancer, high dose rate, late vaginal mucosal reaction, 4433
- BRAF*, anaplastic thyroid carcinoma, paraptosis, tunicamycin, 4857
- BRAF*, CRC biomarkers, CIMP, CIN, MSI, *KRAS*, miRNA, review, 2061
- BRAF*, melanoma, CTLA-4, ipilimumab, vemurafenib, PD1, 1493
- Brain metastases, clinical outcome, image-guided radiotherapy, poor performance status, three-dimensional conformal radiotherapy, 2997
- Brain metastases, esophageal cancer, whole-brain irradiation, overall survival, predictive factors, 6763
- Brain metastases, melanoma, radiosurgery, 5079
- Brain metastases, NSCLC, radiosurgery alone, radiation dose, treatment outcomes, 7309
- Brain metastases, whole-brain stereotactic radiotherapy, review, 6913
- Brain metastasis, elderly patients, whole-brain radiotherapy, prognostic factors, survival, score, 2455

- Brain metastasis, endometrial cancer, gynecological malignancies, neurophobic tumor, 249
- Brain metastasis, lung cancer, peritumoral edema, immunohistochemistry, CD44v6, caspase, smoking, gender differences, 5593
- Brain metastasis, T-negative breast cancer, capecitabine, metronomic chemotherapy, bone metastasis, stereotactic radiosurgery, quality of life, FACT-B, 4287
- Brain radiotherapy, encephalitis, Herpes Simplex Virus, immunosuppression, lung cancer, 4411
- Brain tumors, children, surgery, chemotherapy, radiotherapy, survival, 323
- Brain tumors, malignant glioma, nanoparticles, thermotherapy, review, 565
- Brain tumors, NG2, paediatric, 6919
- BRCA1, TNBC, PARP1, miRNA, breast cancer cells, 4893
- BRCAness, ovarian cancer, cisplatin, carboplatin, homologous recombination, PARP inhibitors, review, 551
- Breast cancer cells, propofol, bupivacaine, MDA-MB-231, MCF7, NET1 gene, cell migration, 1321
- Breast cancer cells, *Szygium aromaticum*, oleanolic acid, 3-acetoxyoleanolichydrazide, 3-acetoxyoleanolic hydrazine, 4135
- Breast cancer cells, TNBC, BRCA1, PARP1, miRNA, 4893
- Breast cancer cells, transcriptional targeting, human carboxylesterase, CPT-11, BCRP-shRNA, transfection, drug resistance, 6345
- Breast cancer liver metastases, liver resection, estrogen/progesteron receptor status, 5563
- Breast cancer progression, breast cancer, cancer, mutation, gene copy number, epigenetics, histone modification, histone deacetylase inhibitors, methylation, demethylation, oncogene, tumor suppressor genes, metastasis, cancer progenitor cells, epithelial-mesenchymal transition (EMT), therapeutics, combination therapy, drug resistance, review, 1071
- Breast cancer therapy, tubular breast cancer, survival, histological subtypes, 3647
- Breast cancer, <sup>18</sup>F-FDG-PET, docetaxel, neoadjuvant chemotherapy, non-responders, 221
- Breast cancer, adjuvant chemotherapy, chemokine receptor 1, intercellular adhesion molecule 1, neutrophilic granulocyte, tumor angiogenesis, vascular endothelial growth factor receptor 1, 4693
- Breast cancer, adjuvant, adjuvant endocrine, adjuvant chemotherapy, adjuvant radiotherapy, screening, review, 1141
- Breast cancer, anticancer drugs, p53, Bax, p21, E-cadherin, cell cycle, 1367
- Breast cancer, apoptosis, Apo2L/TRAIL, drozitumab, drug resistance, chemotherapy, 7007
- Breast cancer, apoptosis, caspase, estrogen, human chorionic gonadotropin (hCG), p53, 1347
- Breast cancer, apoptosis, G0/G1 arrest, nobiletin, triple-negative, 1785
- Breast cancer, atherosclerosis, single-photon emission computed tomography, 3689
- Breast cancer, autophagy, death-associated protein 1, macroautophagy, apoptosis, carcinogenesis, oncogenesis, review, 1
- Breast cancer, autophagy, radioresistance, TAK1, 1449
- Breast cancer, axillary staging, preoperative staging, node metastases, sentinel node, sensitivity/specificity, test utility, needle biopsy, ultrasound, review, 1087
- Breast cancer, biomarkers, *miR-155*, *miR-195*, miR-21, 7443
- Breast cancer, biomarkers, prognosis, MET, ER-positive, HER2-positive, 1227
- Breast cancer, bosutinib, dasatinib, 1629
- Breast cancer, breast stem cells, ALDH1, CD44, cancer stem model, 1427
- Breast cancer, BRMS-1, metastasis, survival, cell migration, PLC- $\gamma$ , 1417
- Breast cancer, cancer, mutation, gene copy number, epigenetics, histone modification, histone deacetylase inhibitors, methylation, de-methylation, oncogene, tumor suppressor genes, metastasis, cancer progenitor cells, breast cancer progression, epithelial-mesenchymal transition (EMT), therapeutics, combination therapy, drug resistance, review, 1071
- Breast cancer, carcinogenesis, COX-2, genotype, polymorphism, Taiwan, 6711
- Breast cancer, carcinogenesis, genotype, *MTHFR*, polymorphism, Taiwan, 4109
- Breast cancer, chemotherapy, elderly patients, granulocyte-colony stimulating factor, guidelines, gynaecological cancers, 5007
- Breast cancer, chemotherapy, hepatitis B virus, hepatitis C virus, 3715
- Breast cancer, clinicopathological parameters, multivariate analysis, chemotherapy-naïve patients, 259
- Breast cancer, cryotherapy, immunomodulation, 4869
- Breast cancer, desmopressin, vasopressin, peptide analog, hemostasis, metastasis, 4761
- Breast cancer, doxorubicin, vasopressin, aldosterone, MCF-7, angiotensin II, 1843
- Breast cancer, ductal carcinoma *in situ*, upgrade, percutaneous biopsy, 1183
- Breast cancer, estrogen, kinin B1 receptor, tissue kallikrein (KLK1), kallikrein-related peptidases, KLK6, KLK10, KLK11, 6925
- Breast cancer, FAFL4, tissue microarrays, 1239
- Breast cancer, glucan, organic selenium, cancer, lung cancer, immunity, 6939
- Breast cancer, glycodelin, lipocalin, immunosuppression, review, 1079
- Breast cancer, heparanase, lymph nodes, tumor grade, 2797

- Breast cancer, HER2, apigenin, apoptosis, STAT3, VEGF, 2869
- Breast cancer, HER2, locoregional recurrence, radiotherapy, 1207
- Breast cancer, Herceptin, trastuzumab, cardiotoxicity, endothelium, review, 1147
- Breast cancer, histoculture drug response assay, HDRA, chemotherapeutic agents, inhibition rate (IR), correlation, subtype, estrogen receptor, progesterone receptor, HER-2, individualized therapy, 7197
- Breast cancer, hypersensitivity, oestrogen deprivation, insulin, MCF-7 cells, 99
- Breast cancer, infiltrating ductal carcinoma (IDC), tumor size, p53, *BCL2*, Ki-67, clinical and biological parameters, 269
- Breast cancer, invasive ductal carcinoma, histological grade, gene expression, MMPs, MMP-9, Saudi Arabia, 1355
- Breast cancer, Kiss-1, GPR54, AXOR12, GPCRs, 1401
- Breast cancer, *Lactobacillus plantarum*, oligofructose-enriched inulin, 12-dimethylbenz[*a*]anthracene, probiotic, probiotic, 4969
- Breast cancer, lectin histochemistry, malignant progression, mouse model, 7045
- Breast cancer, liver metastases, surgery, extrahepatic metastases, 1281
- Breast cancer, lycopene, beta-carotene, bioactive compounds, cell cycle, 1377
- Breast cancer, mammography, digital breast tomosynthesis, magnetic resonance imaging, 1219
- Breast cancer, mammography, quality control, screening programs, in-service training, mobile units, 5057
- Breast cancer, MCF-7, MDA-468, apoptosis, caspase-3, colony formation, 1801
- Breast cancer, metastatic disease, bevacizumab, predictive markers, hypertension, survival, matched pair, 227
- Breast cancer, microRNA, *miR-196a*, rs11614913, prognosis, 2943
- Breast cancer, *miR-139*, *miR-129*, HER2, gastric cancer, 3807
- Breast cancer, neoadjuvant chemotherapy, response, FDG PET, PET computed tomographic, 4447
- Breast cancer, neutrophil:lymphocyte ratio, body-mass index, 3819
- Breast cancer, Nogo-B receptor, NgBR, immuno-histochemistry, Ki-67 antigen, 4819
- Breast cancer, Notch-regulated ankyrin repeat protein, NRARP, 2165
- Breast cancer, nutrition, diet, carcinogenesis, prevention review, 6861
- Breast cancer, oncology, quality of life, exercise, rehabilitation, BREX, 1193
- Breast cancer, oxidative stress, DNA damage, redox homeostasis, review, 1127
- Breast cancer, patient–physician communication, distance, reserve, 1269
- Breast cancer, pemetrexed, radiation recall, dermatitis, 1179
- Breast cancer, periductal stromal tumor, bilateral breast cancer, 3635
- Breast cancer, plasma free serotonin, Ca15.3, biomarker, recurrence, 1167
- Breast cancer, plasminogen activator inhibitor-1, D-dimer, relapse-free survival, overall survival, 1153
- Breast cancer, prealbumin, albumin level, nutrition, recurrence, 3775
- Breast cancer, pregnancy, angiogenesis, lymphatic vascularity, tumor stroma, 125
- Breast cancer, primary cell culture, epithelial–mesenchymal transition, EMT, cDNA microarray, 2173
- Breast cancer, PTEN, phosphorylation, heterozygosity, mutations, 1387
- Breast cancer, rehabilitation, quality of life, 1201
- Breast cancer, resveratrol, paclitaxel resistance, 5363
- Breast cancer, risk factors, mammogram, Argentina, 5537
- Breast cancer, sentinel lymph node biopsy, urokinase-type plasminogen activator (uPA), plasminogen activator inhibitor type 1 (PAI-1), 4457
- Breast cancer, silibinin, silimarin, vitamin E, hepatic failure, chemotherapy, carboplatin, gemcitabine, Legasil®, 4323
- Breast cancer, somatostatin receptors, immunohistochemistry, luminal tumor, 3997
- Breast cancer, targeted therapy, tumor-infiltrating lymphocytes, review, 1115
- Breast cancer, titanocene, steroid pendant groups, TLT-1, titanocenylo-pregnenolone, 1609
- Breast cancer, tocotrienols, vitamin E, oxazine derivatives, lipid nanoemulsion, AKT, NF $\kappa$ B, 2715
- Breast cancer, touch imprint, core needle biopsy, cytology, quick stain, 153
- Breast cancer, TRAIL, CGP74514A, XIAP, 3557
- Breast cancer, trastuzumab, lapatinib, capecitabine, HER2, HER3, *TYMS*, 4275
- Breast cancer, triple-negative breast cancer, NOTCH4, invasion, proliferation, therapeutic target, 69
- Breast cancer, TYRO3, siRNA, targeted therapy, luminal-type, 3337
- Breast cancer, vascular invasion, lymphatic invasion, prognosis, 1255
- Breast cancer, vitamin D, epidemiology, survival, mortality, meta-analysis, 1163
- Breast cancer, WT1, ER- $\alpha$ , HER2, 1333
- Breast cancer, XRCC1, polymorphism, radiotherapy, chemotherapy, 3031
- Breast cancer, zoledronate, atypical femoral fracture, bone metastasis, 1245
- Breast cancer., *KRT19*, *PTHRP*, *MGB*, circulating tumor cells (CTCs), PCR, 6691

- Breast carcinoma, quality-adjusted life years, health utilities, cost-benefit analysis, health economics, gynecological malignancies, 829
- Breast disease, helplessness, hopelessness, self rating, examiner rating, 5677
- Breast neoplasms, lymph nodes, mammography, ultrasonography, magnetic resonance imaging, 1295
- Breast radiotherapy, irregular surface compensator, fractionated radiotherapy, irradiation technique, 3563
- Breast reconstruction, conservative breast surgery, partial mastectomy, oncoplastic, reduction mammoplasty, local flaps, outcome, complications, 1099
- Breast stem cells, breast cancer, ALDH1, CD44, cancer stem model, 1427
- Breast tumor, surgery, drainage wound fluid, cell proliferation, 3489
- Breast, plasmablastic lymphoma, HIV, autologous transplant, 5111
- Breast, survivin, phyllodes tumors, fibroadenoma, nucleus, 1251
- Breslow score, melanoma, IGF1, sentinel node metastasis, 5217
- Breuss cure, cancer diet, patient counseling, raw food diet, alkaline diet, macrobiotics, Gerson's regime, Budwig diet, ketogenic diet, review, 39
- BREX, breast cancer, oncology, quality of life, exercise, rehabilitation, 1193
- BRMS-1, breast cancer, metastasis, survival, cell migration, PLC- $\gamma$ , 1417
- Bronchoscopy, lung cancer, radiation therapy, transbronchial biopsy, pneumonitis, lung injury, 3119
- BUBR1*, chromosomal instability, *TP53* gene, colorectal cancer, microsatellite instability, 5421
- BUBR1*, squamous cell carcinoma, oral, prognostic factor, spindle checkpoint, MAD2, 7021
- Budwig diet, cancer diet, patient counseling, raw food diet, alkaline diet, macrobiotics, Gerson's regime, Breuss cure, ketogenic diet, review, 39
- Bupivacaine, propofol, breast cancer cells, MDA-MB-231, MCF7, NET1 gene, cell migration, 1321
- B-catenin, carcinosarcoma, ovary, E-cadherin, Ki-67, 7351
- B-catenin, epithelial growth factor, EGF, transforming growth factor  $\beta$ 1, TGF $\beta$ 1, extracellular matrix, ECM, vimentin, E-cadherin, head and neck squamous cell carcinoma, HNSCC, squamous cell cancer, SCC, human papillomavirus, HPV, p16-positive SCC, epithelial-mesenchymal transition, EMT, 7061
- B-catenin, malignant mesothelioma, E-cadherin, Ki-67, metastasis, 3061
- B-catenin, oncogenes, signal transducer and activator of transcription-3, vascular endothelial growth factor, review, 1459
- B-tricalcium phosphate, intraosseous lipoma, calcaneus, endoscopy, 963
- 3D Cell culture, *IDH1* gene, glioma, glioblastoma, astrocytoma, senescence, 2859
- 3D Conformal radiation therapy, hypofractionated radiation therapy, prone treatment position, supine treatment position, helical tomotherapy, 1233C2C12, curcumin, cytotoxicity, cachexia, B16, 4781
- CA 19-9, cholangiocarcinoma, diagnosis, CEA, CYFRA 21-1, MMP7, serum tumor marker, 6663
- CA125, endometrial cancer, tumor markers, HE4, 327
- Ca15.3, plasma free serotonin, breast cancer, biomarker, recurrence, 1167
- Cachexia, curcumin, cytotoxicity, B16, C2C12, 4781
- E-Cadherin, anticancer drugs, p53, Bax, p21, cell cycle, breast cancer, 1367
- E-Cadherin, carcinosarcoma, ovary,  $\beta$ -catenin, Ki-67, 7351
- E-Cadherin, epithelial growth factor, EGF, transforming growth factor  $\beta$ 1, TGF $\beta$ 1, extracellular matrix, ECM,  $\beta$ -catenin, vimentin, head and neck squamous cell carcinoma, HNSCC, squamous cell cancer, SCC, human papillomavirus, HPV, p16-positive SCC, epithelial-mesenchymal transition, EMT, 7061
- E-Cadherin, malignant mesothelioma,  $\beta$ -catenin, Ki-67, metastasis, 3061
- E-Cadherin, spheroid, N-cadherin, c-Raf, 6945
- N-Cadherin, FGF9, prostate cancer, VEGF-A, epithelial-mesenchymal transition, biochemical recurrence, radical prostatectomy, 695
- N-Cadherin, spheroid, E-cadherin, c-Raf, 6945
- Calcaneus, intraosseous lipoma,  $\beta$ -tricalcium phosphate, endoscopy, 963
- Calcification, nevoid basal cell carcinoma syndrome, Gorlin-Goltz syndrome, *Ponticulus posticus*, arcuate foramen, atlanto-occipital ligament, lateral cephalogram, phacomatosis, 7395
- Calcifications, fabry disease, small bowel, bi-refringent lamellar deposits, Crohn-like, 2437
- Calcitonin, medullary thyroid carcinoma,  $^{18}\text{F}$ -DOPA, PET, 6647
- CAMP, PKA, EPAC1/RAP1, RAC1, cell migration, 3447
- Cancer cells, cancer stem-like cells, epithelial-mesenchymal transition, sonic hedgehog, 6339
- Cancer cells, deinoxanthin, apoptosis, reactive oxygen species, 1829
- Cancer cells, secreted phospholipase A2, silibinin, signaling pathways, 1723
- Cancer chemotherapy, dicycloplatin, SFDA approval, platinum compound, review, 455
- Cancer diet, patient counseling, raw food diet, alkaline diet, macrobiotics, Gerson's regime, Breuss cure, Budwig diet, ketogenic diet, review, 39

- Cancer hypoxia, cancer immunosuppression, human ovarian cancer, immune microenvironment, surgical specimen, 2811
- Cancer immunity, rheumatic disease, malignancy, paraneoplastic syndromes, 6669
- Cancer immunosuppression, cancer hypoxia, human ovarian cancer, immune microenvironment, surgical specimen, 2811
- Cancer initiating cells, ovarian cancer, xenograft analysis, tumorigenicity, 4723
- Cancer metastasis, ouabain, cell detachment, lung cancer, ATP-dependent tyrosine kinase, focal-adhesion kinase H23 cells, 2231
- Cancer progenitor cells, breast cancer, cancer, mutation, gene copy number, epigenetics, histone modification, histone deacetylase inhibitors, methylation, de-methylation, oncogene, tumor suppressor genes, metastasis, breast cancer progression, epithelial-mesenchymal transition (EMT), therapeutics, combination therapy, drug resistance, review, 1071
- Cancer screening, FDG, PET, PET/CT, lung cancer, Japan, 183
- Cancer screening, gene profiling, colorectal cancer, fecal RNA, fecal occult blood test, DNA microarray, 169
- Cancer spread, recurrent hepatocellular carcinoma, anatomical resection, overall survival, disease-free survival, prognostic factors, 4421
- Cancer stem cell marker, vulvar carcinoma, ALDH1, immunohistochemistry, prognosis, 859
- Cancer stem cell, adrenocortical carcinoma, chemotherapy, CXCR4, ABCG2, cyclophosphamide, 117
- Cancer stem model, breast cancer, breast stem cells, ALDH1, CD44, 1427
- Cancer stem-like cells, epithelial-mesenchymal transition, cancer cells, sonic hedgehog, 6339
- Cancer vaccine, CD4 T-cell, dendritic cell, epitope, fusion cell, *MUC1*, 3917
- Cancer vaccine, clinical trial, 7-peptide vaccine, oral chemotherapy, metastatic colorectal cancer, refractory to standard chemotherapy, 3045
- Cancer, antidepressants, platinum, chemotherapy, 509
- Cancer, apoptosis, quinone, structure/activity relationships, 4077
- Cancer, benzamidoxime, apoptosis, Jurkat, HL-60RG, 6521
- Cancer, bisphosphonates, bone metastasis, radiotherapy, prevention, review, 23
- Cancer, breast cancer, mutation, gene copy number, epigenetics, histone modification, histone deacetylase inhibitors, methylation, de-methylation, oncogene, tumor suppressor genes, metastasis, cancer progenitor cells, breast cancer progression, epithelial-mesenchymal transition (EMT), therapeutics, combination therapy, drug resistance, review, 1071
- Cancer, cell sheet, tissue engineering, mouse model, transplantation, 4747
- Cancer, clinical, therapeutic vaccination, immunotherapy, review, 2689
- Cancer, colorectal, metastasis, seed and soil, review, 2087
- Cancer, cycloartane, leukemia, Jamaican ball moss, 3505
- Cancer, frozen autograft, metastasis, bone, reconstruction, 5569
- Cancer, glucan, organic selenium, lung cancer, immunity, breast cancer, 6939
- Cancer, glucan, resveratrol, vitamin C, *Astragalus*, *Echinacea*, immunity, natural immunomodulators, 2275
- Cancer, gold, metal complexes, proteasome, apoptosis, inorganic compounds, review, 487
- Cancer, jamaican Guinea Hen weed, *Petiveria alliacea*, dibenzyl trisulfide, kinase inhibitor, RSK, 1637
- Cancer, lipid nanoparticle, siRNA, proteinase K, ribonucleotide reductase, 3531
- Cancer, MAGII, tight junction, adhesion, metastasis, review, 3251
- Cancer, melatonin, chemotherapy, quality of life, clinical trial, 8-oxo-7, 8-dihydro-2'-deoxyguanosine, 8-oxodG, 7327
- Cancer, molecular chaperones, gene therapy, HSP27, glioblastoma, 4915
- Cancer, navitoclax, ketoconazole, cytochrome P450 3A, drug interaction, Bcl-2, 2001
- Cancer, neurofibromatosis type-1, tumour predisposition syndrome, phenotype, visibility, disease severity, learning disability, adult, psychosocial aspects, survey, 3675
- Cancer, quercetin-3-O-glucoside, apoptosis, cell cycle, caspase-3, topoisomerase II, HepG2 cells, 1691
- Cancer, rhenium, selenium, tissue distribution, inflammation, immune system, PI3K, AKT, MTOR, NF- $\kappa$ B, rhenium diseleno-ether compound, 1679
- Cancer, RX-3117, cytidine analog, gemcitabine, drug resistance, 6951
- Cancer, TRK-fused gene, tumorigenesis, fusion proteins, review, 1595
- Cancer-specific mortality, platelets, thrombocytosis, bladder cancer, radical cystectomy, 3225
- Canine, galectin-1, galectin-3, mammary tumours, vessel invasion, metastasis, 2211
- Capan-1, apicidin, epigenetics, histone deacetylase inhibitor, HNF4 $\alpha$ , MUC4, pancreatic cancer, phosphatase inhibitor, small-molecule inhibitor library, targeted treatment, 5269
- Capan-1, CD18/HPAF, HPAF-II, MUC4, pancreatic cancer xenograft, stroma, targeted treatment, 3905
- Capecitabine, bevacizumab, drug-drug interaction, colorectal cancer, pharmacokinetics, 3669
- Capecitabine, breast cancer, trastuzumab, lapatinib, HER2, HER3, *TYMS*, 4275
- Capecitabine, irinotecan, chemoembolization, drug-eluting-beads, toxicity, 7239

- Capecitabine, metabolites, premedication, interaction, pantoprazole, HPLC, 3371
- Capecitabine, rectal cancer, radiochemotherapy, cetuximab, phase II trial, 6767
- Capecitabine, T-negative breast cancer, metronomic chemotherapy, bone metastasis, brain metastasis, stereotactic radiosurgery, quality of life, FACT-B, 4287
- Carbohydrate antigen, colorectal cancer, carcinoembryonic antigen, prognosis, stage II, 3753
- Carbon ion radiotherapy, dosimetric analysis, stereotactic body radiotherapy, stage I non-small cell lung cancer, 5099
- Carboplatin, breast cancer, silibinin, silimarin, vitamin E, hepatic failure, chemotherapy, gemcitabine, Legasil®, 4323
- Carboplatin, endometrial cancer, chemotherapy, epirubicin, 3793
- Carboplatin, non-squamous non-small cell lung cancer, bevacizumab, weekly paclitaxel, 275
- Carboplatin, ovarian cancer, BRCAness, cisplatin, homologous recombination, PARP inhibitors, review, 551
- Carboplatin, seminoma, survival, chemotherapy, radiotherapy, surveillance, 4253
- Carcino-embryogenic antigen, metastatic colorectal cancer, chemotherapy, 191
- Carcinoembryonic antigen, colorectal cancer, carbohydrate antigen, prognosis, stage II, 3753
- Carcinoembryonic antigen, gastric cancer, Glasgow Prognostic Score, inflammation-based prognostic system, systemic inflammatory response, 7219
- Carcinoembryonic antigen, induction chemotherapy, colorectal liver metastases, hepatic resection, 5529
- Carcinogenesis, autophagy, death-associated protein 1, macroautophagy, apoptosis, oncogenesis, breast cancer, review, 1
- Carcinogenesis, breast cancer, COX-2, genotype, polymorphism, Taiwan, 6711
- Carcinogenesis, breast cancer, genotype, *MTHFR*, polymorphism, Taiwan, 4109
- Carcinogenesis, breast cancer, nutrition, diet, prevention review, 6861
- Carcinogenesis, gastric adenocarcinoma, intestinal type, aCGH, 6405
- Carcinogenesis, genotype, oral cancer, polymorphism, XRCC3, 2951
- Carcinogenesis, hematopoietic stem cell transplantation, bile duct cancer, secondary malignancies, 3789
- Carcinogenesis, IL10, oral cancer, polymorphism, 3731
- Carcinogenesis, *N*-Nitrosodiethylamine (DEN), mice, hepatic lesions, histology, 7029
- Carcinogenesis, pancreatic cancer, nutrition, diet, dietary factors, lifestyle, smoking, alcohol, epidemiology, review, 9
- Carcinoma, beta-defensins, co-culture techniques, real-time polymerase chain reaction, squamous cell, 6443
- Carcinoma, gastric, serrated, adenoma, 3007
- Carcinoma, hCG, hCG $\beta$  secretion, CGB, siRNA silencing, *CGB1/2* pseudogenes, epithelial cancer, CGB spliced variants, CGB type I and type II, 2239
- Carcinoma, head and neck, treatment, recurrence, second malignancy tumours, histopathology, surgery, radiotherapy, survival, surveillance, 6593
- Carcinoma, prostate, resistance, docetaxel, NVP-BE2235, sunitinib, 3457
- Carcinomas of unknown primary origin, biomarker, chemotherapy, circulating tumor cell, prediction, 3165
- Carcinosarcoma, esophagus, oncology, 7455
- Carcinosarcoma, ovary, E-cadherin,  $\beta$ -catenin, Ki-67, 7351
- Carcinosarcoma, sarcoma, uterine cancer, leiomyosarcoma, lymphadenectomy, 985
- CARD11*, primary mediastinal large B-cell lymphoma, NF $\kappa$ B pathway, *MYD88*, *CD79B*, *EZH2*, 5503
- Cardiac dysfunction, cardiotoxicity, molecular-targeted therapy, hypertension, VEGF, review, 3243
- Cardiac glycosides, ovarian cancer, anticancer, apoptosis, proteomics, 4141
- Cardiotoxicity, 5-FU, dihydropyrimidine dehydrogenase deficiency, genetic polymorphisms, raltitrexed, tegafur/uracil, review, 1531
- Cardiotoxicity, breast cancer, Herceptin, trastuzumab, endothelium, review, 1147
- Cardiotoxicity, crizotinib, nilotinib, liposomes, hERG, QT prolongation, 4733
- Cardiotoxicity, molecular-targeted therapy, hypertension, cardiac dysfunction, VEGF, review, 3243
- Cardiovascular disease, vitamin D, 25-hydroxyvitamin D, 25-dihydroxyvitamin D, vascular calcification, review, 4641
- Case report, giant cell tumor, imaging, osteosarcoma, patella, 2541
- Case-control study, melanoma, hepatic metastasis, liver resection, multimodal therapy, survival, 6633
- Case-control study, ovarian sarcoma, epithelial ovarian carcinoma, 7303
- Caspase activity, phenanthroindolizine alkaloid, YPC-10157, antitumor activity, 3391
- Caspase, apoptosis, breast cancer, estrogen, human chorionic gonadotropin (hCG), p53, 1347
- Caspase, equol, apoptosis, mitochondria, cervical cancer cells, 4985
- Caspase, lung cancer, brain metastasis, peritumoral edema, immunohistochemistry, CD44v6, smoking, gender differences, 5593
- Caspase-3, cervical cancer, apoptosis, p53, p21<sup>WAF1/Cip1</sup>, p27<sup>Kip1</sup>, bcl-2, 2789
- Caspase-3, MCF-7, MDA-468, apoptosis, colony formation, breast cancer, 1801



- Caspase-3, quercetin-3-O-glucoside, cancer, apoptosis, cell cycle, topoisomerase II, HepG2 cells, 1691
- Castration-resistant prostate cancer, abiraterone acetate, biomarker, hypothyreosis, 307
- Castration-resistant prostate cancer, circulating tumor cells, biomarker, docetaxel, 6705
- Castration-resistant prostate cancer, prostate cancer, resistance, resistance to abiraterone, abiraterone, review, 6265
- Castration-resistant prostate cancer, simultaneous integrated boost, intensity modulated radiation therapy, 4261
- Catalase, apoptosis, ascorbic acid, interferon, nitric oxide, nitric oxide dioxygenase, ROS signaling, salicylic acid, singlet oxygen, 5337
- Catalase, NOX1, superoxide anion, superoxide dismutase, ROS, apoptosis, review, 1467
- Cathepsin B, C-reactive protein, erythrocyte sedimentation rate, glioblastoma, nestin, prognosis, serum biomarkers, 339
- Cationic polymers, amino acid-based poly (ester-amide)s, polysaccharides, dextran, chitosan, prostate cancer, cytotoxicity, apoptosis, necrosis, arginine, lysine, 3981
- Caveolin-1, gastric cancer, genotype, polymorphism, 2263
- CCL18, endometrial cancer, early stage, 5331
- CCL5/CCR5 axis, oral cancer, 3, 3', 4', 5'-tetramethoxychalcone, cell proliferation, apoptosis, cell migration, DNA double-strand breaks, 1811
- CCND1* polymorphism G870A, OSCC, prognostic marker, 235
- CCP score, prostate cancer, cell-cycle progression score, active surveillance, multiparametric MRI, MRI-guided biopsy, 2459
- CD137, interleukin-2, immune escape, indoleamine-2, 3-dioxygenase, Ewing sarcoma, 6431
- CD147, malignant melanoma, matrix metalloproteinases, microvesicles, exosomes, 7091
- CD18/HPAF, Capan-1, HPAF-II, MUC4, pancreatic cancer xenograft, stroma, targeted treatment, 3905
- CD3/CD4/CD8 lymphocytes, NK cells, colorectal cancer, radiation, tumour microenvironment, 6505
- CD31, endoglin (CD105), vascular endothelial growth factor, esophageal cancer, 3431
- CD4 T-cell, dendritic cell, epitope, fusion cell, *MUC1*, cancer vaccine, 3917
- CD44, breast cancer, breast stem cells, ALDH1, cancer stem model, 1427
- CD44v6, lung cancer, brain metastasis, peritumoral edema, immunohistochemistry, caspase, smoking, gender differences, 5593
- CD57, oral squamous cell carcinoma, T-cells, peripheral blood, 5729
- CD79B*, primary mediastinal large B-cell lymphoma, NFkappaB pathway, *MYD88*, *CARD11*, *EZH2*, 5503
- CD8+ T cell, random migration, cytotoxicity, NK cell, immunotherapy, 3947
- CDK1, cucurbitacin D, *Ecbalium elaterium*, lung cancer, NSCLC-N6, G1 cell cycle arrest, gene expression, apoptosis, 4797
- CDK9, DRB, radiosensitivity, RNA polymerase II, SIRT1, CK2 $\alpha$ , DNA repair, 6981
- CDNA microarray, breast cancer, primary cell culture, epithelial-mesenchymal transition, EMT, 2173
- CDNA microarray,  $\alpha$ -phellandrene, cell cycle, DNA damage, apoptosis, WEHI-3 leukemia cells, 4161
- CDNA microarrays, non-small cell lung cancer, radioresistance, fractionated irradiation, 4939
- CEA, cholangiocarcinoma, diagnosis, CA 19-9, CYFRA 21-1, MMP7, serum tumor marker, 6663
- CEA, tumor marker, CYFRA 21-1, erlotinib, NSCLC, *EGFR*-TKI, prediction, 3205
- Cecal injection, liver metastasis, orthotopic model, intra-splenic injection, 3321
- Celecoxib, benzimidazole, COX-2, sulfasalazine, PC3, MDA-PCa 2b, prostate cancer, docking, focal adhesion, 4755
- Celecoxib, head and neck cancer, endoplasmic reticulum stress response, *COX2*, 1731
- Cell adhesion, malignant melanoma, neoplasm metastasis, lung, <sup>18</sup>F-FDG, 3845
- Cell and tissue localization, DCIS, tumor progression, syndecan-1 expression, prognostic factor, epidemiological factors, 3607
- Cell apoptosis, *BCR-ABL*+ leukemia, multi-tyrosine kinase inhibitor TKI258, mTOR inhibitor RAD001, cell proliferation, 4909
- Cell apoptosis, infant and childhood ALL, multi-tyrosine kinase inhibitor TKI258, mTOR inhibitor RAD001, cell proliferation, IC50, 4899
- Cell cycle arrest, tanshinone IIA, trans-resveratrol, synergistic combination, cisplatin, apoptosis, 5473
- Cell cycle checkpoint, radiation, cell death, mitotic catastrophe, gene expression, 3875
- Cell cycle phase, N, N'-Bis(2-hydroxybenzyl) ethylenediamine derivatives, cytotoxic activity, mitochondrial transmembrane potential, MMP, 1601
- Cell cycle, 5-FU, resistance, head and neck carcinoma, thymidylate synthase, 2907
- Cell cycle, anticancer drugs, p53, Bax, p21, E-cadherin, breast cancer, 1367
- Cell cycle, apoptosis, GRP78, ER stress, cisplatin, c-Jun, NF- $\kappa$ B, 3493
- Cell cycle, colorectal cancer, indolizine derivatives, cytotoxicity, HCT116, HT-29 and RKO cell lines, 1673
- Cell cycle, daunorubicin, DNA strand breaks, formamidine-daunorubicins, mitotic catastrophe, programmed cell death, 7151

- Cell cycle, lung cancer, tyrosine kinase inhibitors, resistance, apoptosis, 2841
- Cell cycle, lycopene, beta-carotene, breast cancer, bioactive compounds, 1377
- Cell cycle, osthole, proliferation, apoptosis, high-performance counter-current chromatography, RK33, TE671 cells, 6473
- Cell cycle, p21<sup>WAF1/Cip1</sup>, resveratrol, mitomycin C, colorectal cancer, 5439
- Cell cycle, PARP inhibitors, HDAC inhibitors, PJ34, vorinostat, apoptosis, leukemia cell lines, 1849
- Cell cycle, quercetin-3-O-glucoside, cancer, apoptosis, caspase-3, topoisomerase II, HepG2 cells, 1691
- Cell cycle,  $\alpha$ -phellandrene, cDNA microarray, DNA damage, apoptosis, WEHI-3 leukemia cells, 4161
- Cell death, pancreatic ductal adenocarcinoma, apoptosis, autophagy, genistein, 5-fluorouracil, 4685
- Cell death, radiation, cell cycle checkpoint, mitotic catastrophe, gene expression, 3875
- Cell detachment, ouabain, cancer metastasis, lung cancer, ATP-dependent tyrosine kinase, focal-adhesion kinase H23 cells, 2231
- Cell identity, mammary epithelium, atypical ductal hyperplasia, ductal carcinoma *in situ*, 1307
- Cell line, IPNB, mucin expression, 2203
- Cell lines, melanoma, Pcdcd4, tumor suppressor, expression, Akt signaling pathway, 2315
- Cell membranes, erythrocytes, fatty acids, lipidomic analysis, colorectal cancer, 4775
- Cell migration, BRMS-1, breast cancer, metastasis, survival, PLC- $\gamma$ , 1417
- Cell migration, cAMP, PKA, EPAC1/RAP1, RAC1, 3447
- Cell migration, oral cancer, 3, 3', 4', 5'-tetramethoxychalcone, cell proliferation, apoptosis, CCL5/CCR5 axis, DNA double-strand breaks, 1811
- Cell migration, propofol, bupivacaine, breast cancer cells, MDA-MB-231, MCF7, NET1 gene, 1321
- Cell morphology, ovarian carcinoma, TNF- $\alpha$ , TNFR, 745
- Cell polarity, intercellular cell-adhesion molecule, immunoglobulin, cell signaling, cell-cell interaction, prognosis, lung cancer, review, 4665
- Cell proliferation, *BCR-ABL*<sup>+</sup> leukemia, multi-tyrosine kinase inhibitor TKI258, mTOR inhibitor RAD001, cell apoptosis, 4909
- Cell proliferation, bone morphogenetic proteins, lung neoplasms, cell survival, RNA interference, preclinical drug evaluation, microRNAs, 2095
- Cell proliferation, breast tumor, surgery, drainage wound fluid, 3489
- Cell proliferation, infant and childhood ALL, multi-tyrosine kinase inhibitor TKI258, mTOR inhibitor RAD001, cell apoptosis, IC50, 4899
- Cell proliferation, neamine, angiogenin, angiogenesis, oral cancer, 2113
- Cell proliferation, oral cancer, 3, 3', 4', 5'-tetramethoxychalcone, apoptosis, cell migration, CCL5/CCR5 axis, DNA double-strand breaks, 1811
- Cell sheet, cancer, tissue engineering, mouse model, transplantation, 4747
- Cell signaling, intercellular cell-adhesion molecule, immunoglobulin, cell-cell interaction, cell polarity, prognosis, lung cancer, review, 4665
- Cell survival, bone morphogenetic proteins, lung neoplasms, cell proliferation, RNA interference, preclinical drug evaluation, microRNAs, 2095
- Cell viability, oral squamous cell carcinoma, Na, K-ATPase, digoxin, prognosis, 5397
- Cell-cell interaction, intercellular cell-adhesion molecule, immunoglobulin, cell signaling, cell polarity, prognosis, lung cancer, review, 4665
- Cell-cycle progression score, prostate cancer, CCP score, active surveillance, multiparametric MRI, MRI-guided biopsy, 2459
- Cell-free DNA, GemCap, metastatic colorectal cancer, plasma, 845
- Cells with mitotic figures, annulated insoles, tumor cell proliferation, several nuclei and micronuclei, cytokinesis, tubulin polymerization, actin polymerization, 1643
- Cellular adhesion, growth differentiation factor-9, GDF9, migration, invasion, growth, clear-cell renal cell carcinoma, 6515
- Cementoma, cemento-osseous dysplasia, jaw neoplasms, mandible, 2533
- Cemento-osseous dysplasia, cementoma, jaw neoplasms, mandible, 2533
- Central nervous system metastasis, esophagogastric adenocarcinoma, gastroesophageal adenocarcinoma, gastric adenocarcinoma, esophageal adenocarcinoma, HER2 over-expression, HER2 amplification, 7357
- CEP11981, urothelial carcinoma, tyrosine kinase inhibitor, angiopoietin/TIE2, *VEGFR*, *FGFR*, 3377
- cephalogram, phacomatosis, 7395
- Cereblon, urothelial carcinoma, lenalidomide, apoptosis, angiogenesis, 3383
- Cerebral metastases, prostate cancer, whole-brain irradiation, overall survival, predictive score, 4357
- Cervical adenocarcinoma, ERCC1, cisplatin, 5-FU, chemosensitivity, HCA-1, TCO-2, HCA-1R cells, 107
- Cervical cancer cells, equol, apoptosis, caspase, mitochondria, 4985
- Cervical cancer, apoptosis, p53, p21<sup>WAF1/Cip1</sup>, p27<sup>Kip1</sup>, bcl-2, caspase-3, 2789
- Cervical cancer, cervical screening program, HPV test, overall survival, Swedish population, 5147

- Cervical cancer, cisplatin, paclitaxel, drug resistance, collateral sensitivity, KB-8-5-11 cells, 503
- Cervical cancer, claudins, tight junction, adhesion, HPV, 2851
- Cervical cancer, cytokines, environment, human papilloma virus, oral cancer, oropharyngeal cancer, pharyngeal cancer, sunlight, ultraviolet, 4993
- Cervical cancer, dehydroepiandrosterone, migration, proliferation, adhesion, 4039
- Cervical cancer, ERCC1 protein, chemoradiation, cisplatin, immunohistochemistry staining, 401
- Cervical cancer, esophageal stenosis, mediastinal lymph node, recurrence of cervical carcinoma, 363
- Cervical cancer, FDG-PET, endometrial cancer, sensitivity, specificity, SUV, review, 585
- Cervical cancer, high-dose-rate brachytherapy, concomitant chemoradiotherapy, surgery, 3861
- Cervical cancer, methylation, estrogen receptor, outcome, survival, 723
- Cervical cancer, phase I trial, PIK3CA mutation, PTEN loss, outcome analysis, 2349
- Cervical cancer, radiation, sensitivity, review, 4649
- Cervical cancer, radical hysterectomy, postoperative radiation therapy, IMRT, bone marrow sparing, 5091
- Cervical cancer, tumor markers, prognosis, 887
- Cervical cancer, uterine cervix, neoadjuvant chemotherapy, laparoscopy, radical hysterectomy, 5703
- Cervical cancer, VEGFA, TIMP2, MMP2, MMP9, radiochemotherapy response, 385
- Cervical esophageal cancer, chemoradiotherapy, larynx preservation, neoadjuvant chemotherapy, 1989
- Cervical esophageal cancer, larynx preservation, hypopharyngeal cancer, laryngeal cancer, chemoradiotherapy, 5205
- Cervical intraepithelial neoplasia, CIN, high-risk HPV-positive, HPV16-specific antibody, HPV L1 capsid protein, 5127
- Cervical intraepithelial neoplasia, large loop excision of the transformation zone (LLETZ), cervical length, cervical regeneration, transvaginal ultrasound, conization, 3799
- Cervical intraepithelial neoplasia, TNF- $\alpha$ , genetic polymorphism, 373
- Cervical length, cervical intraepithelial neoplasia, large loop excision of the transformation zone (LLETZ), cervical regeneration, transvaginal ultrasound, conization, 3799
- Cervical regeneration, cervical intraepithelial neoplasia, large loop excision of the transformation zone (LLETZ), cervical length, transvaginal ultrasound, conization, 3799
- Cervical screening program, cervical cancer, HPV test, overall survival, Swedish population, 5147
- Cervix, uterus, diagnosis, lymphoma, treatment, vaginal bleeding, 4377
- Cetuximab, colorectal cancer, *KRAS*, FOLFIRI, Japanese, 1967
- Cetuximab, liver metastases, chemoembolization, colorectal cancer, aflibercept, regorafenib, irinotecan, drug-eluting beads, DEBIRI, *KRAS*, review, 575
- Cetuximab, rectal cancer, radiochemotherapy, capecitabine, phase II trial, 6767
- CGB spliced variants, hCG, hCG $\beta$  secretion, CGB, siRNA silencing, *CGB1/2* pseudogenes, epithelial cancer, carcinoma, CGB type I and type II, 2239
- CGB type I and type II, hCG, hCG $\beta$  secretion, CGB, siRNA silencing, *CGB1/2* pseudogenes, epithelial cancer, carcinoma, CGB spliced variants, 2239
- CGB, hCG, hCG $\beta$  secretion, siRNA silencing, *CGB1/2* pseudogenes, epithelial cancer, carcinoma, CGB spliced variants, CGB type I and type II, 2239
- CGB1/2* pseudogenes, hCG, hCG $\beta$  secretion, CGB, siRNA silencing, epithelial cancer, carcinoma, CGB spliced variants, CGB type I and type II, 2239
- CGP74514A, TRAIL, breast cancer, XIAP, 3557
- Charlson comorbidity index, head and neck cancer, comorbidity, elderly, survival, 5543
- Chemo and radiotherapy for HCC, hepatocellular carcinoma, alpha fetoprotein, surgical resection, herbal drugs, review, 1563
- Chemoembolization, hepatocellular carcinoma, lipiodol, drug eluting beads, microsphere, pathology, response, imaging, 3597
- Chemoembolization, irinotecan, capecitabine, drug-eluting-beads, toxicity, 7239
- Chemoembolization, liver metastases, colorectal cancer, aflibercept, regorafenib, cetuximab, irinotecan, drug-eluting beads, DEBIRI, *KRAS*, review, 575
- Chemoimmunotherapy, gemcitabine, 5-fluorouracil, IFN- $\gamma$ , WT1, PDL1, immunomodulation, 6353
- Chemokine receptor 1, adjuvant chemotherapy, breast cancer, intercellular adhesion molecule 1, neutrophilic granulocyte, tumor angiogenesis, vascular endothelial growth factor receptor 1, 4693
- Chemoprevention, withania, mammary cancer, mice, 6327
- Chemoradiation, chemotherapy, elderly patients, induction treatment, locally advanced, non-small cell lung cancer, 4373
- Chemoradiation, docetaxel, TS-1, unresectable squamous cell carcinoma of esophagus, 3759
- Chemoradiation, ERCC1 protein, cervical cancer, cisplatin, immunohistochemistry staining, 401
- Chemoradiation, gastric cancer, adjuvant therapy, S-1, 6585
- Chemoradiation, nasopharyngeal cancer, tomotherapy, synchronous metastasis, 5075
- Chemoradiation, thoracic radiotherapy, sporadic pneumonitis, radiation pneumonitis, immunosuppressant, 7315
- Chemoradiotherapy, <sup>18</sup>F-FAMT PET, complete response, predictor, esophageal cancer, 909

- Chemoradiotherapy, cervical esophageal cancer, larynx preservation, neoadjuvant chemotherapy, 1989
- Chemoradiotherapy, extrahepatic bile duct cancer, failure pattern, R2 resection, 6685
- Chemoradiotherapy, larynx preservation, hypopharyngeal cancer, cervical esophageal cancer, laryngeal cancer, 5205
- Chemoradiotherapy, pericardial effusion, esophageal cancer, dose-volume histogram, 7389
- Chemoradiotherapy, rectal cancer, radiotherapy, lymph nodes, 4195
- Chemoresistance, apoptosis, cisplatin, liposomes, ovarian carcinoma, 525
- Chemoresistance, glioblastoma, hyperoxia, ER stress response, P4HB, temozolomide, 2957
- Chemoresistance, trastuzumab, Pin1, HER2, FAS, 1409
- Chemo-resistant, apoptosis, autophagy, urothelial carcinoma, 2973
- Chemoresponse, primary ovarian cancer, recurrent ovarian cancer, chemotherapy, 7191
- Chemosensitivity, cervical adenocarcinoma, ERCC1, cisplatin, 5-FU, HCA-1, TCO-2, HCA-1R cells, 107
- Chemotactic migration, lysophosphatidylserine, GPR34, colorectal cancer, 5465
- Chemotherapeutic agents, histoculture drug response assay, HDRA, inhibition rate (IR), correlation, breast cancer, subtype, estrogen receptor, progesterone receptor, HER-2, individualized therapy, 7197
- Chemotherapy, lung cancer, bevacizumab, targeted therapy, metastatic lung cancer, advanced lung cancer, cost-effectiveness analysis, review, 1537
- Chemotherapy responder, osteosarcoma, MSH2, MSH6, MSH2/6 TMA, metastasis, survival, demographics, 6961
- Chemotherapy response, osteosarcoma, IGF-1, TMA, metastasis, survival, 3881
- Chemotherapy, adrenocortical carcinoma, cancer stem cell, CXCR4, ABCG2, cyclophosphamide, 117
- Chemotherapy, advanced-stage breast cancer, metastatic breast cancer, sodium folinate, 5-FU, 7233
- Chemotherapy, antidepressants, platinum, cancer, 509
- Chemotherapy, apoptosis, Apo2L/TRAIL, drozitumab, drug resistance, breast cancer, 7007
- Chemotherapy, biomarker, carcinomas of unknown primary origin, circulating tumor cell, prediction, 3165
- Chemotherapy, brain tumors, children, surgery, radiotherapy, survival, 323
- Chemotherapy, breast cancer, elderly patients, granulocyte-colony stimulating factor, guidelines, gynaecological cancers, 5007
- Chemotherapy, breast cancer, hepatitis B virus, hepatitis C virus, 3715
- Chemotherapy, breast cancer, silibinin, silimarin, vitamin E, hepatic failure, carboplatin, gemcitabine, Legasil®, 4323
- Chemotherapy, chemoradiation, elderly patients, induction treatment, locally advanced, non-small cell lung cancer, 4373
- Chemotherapy, chemoresponse, primary ovarian cancer, recurrent ovarian cancer, 7191
- Chemotherapy, colorectal cancer, bevacizumab, adverse events, 2035
- Chemotherapy, colorectal cancer, metastasis, bevacizumab, survival, 949
- Chemotherapy, colorectal liver metastases, hepatic resection, oxaliplatin, fluorouracil, leucovorin, bevacizumab, 6655
- Chemotherapy, concomitant chemoradiotherapy, pancreatic cancer, 6755
- Chemotherapy, desmoplastic small round cell tumour, multimodal therapy, trabectedin, 3683
- Chemotherapy, endometrial cancer, carboplatin, epirubicin, 3793
- Chemotherapy, epoetins, anemia, quality of life, 2325
- Chemotherapy, FOLFIRI regimen, metastatic colorectal cancer, *UGT1A1*, phase II study, 195
- Chemotherapy, gallbladder cancer, postoperative radiotherapy, 5621
- Chemotherapy, gastric cancer, gastrointestinal toxicity, histamine H2 receptor antagonist, 7297
- Chemotherapy, gastric cancer, polymorphism, microRNA, *Hsa-mir-499*, rs3746444, 5199
- Chemotherapy, gastric cancer, trastuzumab, 301
- Chemotherapy, gastric cancer, trastuzumab, refractory, ramucirumab, targeted therapy, 3695
- Chemotherapy, glioblastoma, GBM, elderly patients, radiotherapy, geriatric assessment, 4281
- Chemotherapy, intracranial germinoma, radiotherapy, 5715
- Chemotherapy, itraconazole, clear cell carcinoma, resistant disease, refractory disease, 2007
- Chemotherapy, itraconazole, recurrent ovarian cancer, refractory disease, 2481
- Chemotherapy, keratinocyte growth factor, children, autologous hematopoietic stem cell transplantation, oral mucositis, 7379
- Chemotherapy, liver metastasis from pancreatic cancer, hepatectomy, gemcitabine, 2417
- Chemotherapy, lung cancer, exhaled breath condensate, 8-isoprostane, 5143
- Chemotherapy, melatonin, cancer, quality of life, clinical trial, 8-oxo-7, 8-dihydro-2'-deoxyguanosine, 8-oxodG, 7327
- Chemotherapy, metastatic breast cancer, nab-paclitaxel, SPARC, 6609
- Chemotherapy, metastatic colorectal cancer, carcino-embryogenic antigen, 191
- Chemotherapy, non-melanoma skin cancer, skin adnexal tumors, eccrine cancer, porocarcinoma, metastasis, targeted therapy, review, 5263

- Chemotherapy, non-small cell lung cancer, *EGFR*, gefitinib, erlotinib, hepatotoxicity, 5211
- Chemotherapy, non-small cell lung cancer, palliation, radiotherapy, end of life care, supportive care, 1015
- Chemotherapy, ovarian cancer, SOX18, prognosis, 4029
- Chemotherapy, peritoneal mesothelioma, ascites, pemetrexed, platinum, 215
- Chemotherapy, platinum, dosing, review, 465
- Chemotherapy, proSynchronous radiation, cisplatin, radiochemotherapy, glioma stem-like cells, 5351
- Chemotherapy, seminoma, survival, radiotherapy, surveillance, carboplatin, 4253
- Chemotherapy, skin test, oxaliplatin, hypersensitivity reactions, adverse effects, 537
- Chemotherapy, soft tissue sarcomas, surgery, radiotherapy, limb perfusion, follow-up, metastatic disease, review, 5251
- Chemotherapy, tumor lysis syndrome, febuxostat, hyperuricemia, hematological malignancy, 7287
- Chemotherapy, uterine cervical cancer, extended-field radiotherapy, intensity-modulated radiotherapy, 4361
- Chemotherapy, XRCC1, polymorphism, breast cancer, radiotherapy, 3031
- Chemotherapy-naïve patients, breast cancer, clinicopathological parameters, multivariate analysis, 259
- Child-Pugh C, hepatocellular carcinoma, overall survival, non-transplant therapies, best supportive care, 3039
- Child-Pugh grade, hepatocellular carcinoma, non-alcoholic steatohepatitis, murine model, Barcelona Clinic Liver Cancer staging system, 4849
- Children, brain tumors, surgery, chemotherapy, radiotherapy, survival, 323
- Children, keratinocyte growth factor, autologous hematopoietic stem cell transplantation, chemotherapy, oral mucositis, 7379
- Chitosan, amino acid-based poly (ester-amide)s, polysaccharides, dextran, cationic polymers, prostate cancer, cytotoxicity, apoptosis, necrosis, arginine, lysine, 3981
- Cholangiocarcinoma, diagnosis, CEA, CA 19-9, CYFRA 21-1, MMP7, serum tumor marker, 6663
- Cholangiocarcinoma, pancreatic cancer, histone deacetylase (HDAC), histone deacetylase inhibitor (HDACI), valproic acid (VPA), clinical trial, 5187
- Chondrosarcoma, apoptosis, BH3 mimetics, Bcl2, 6423
- Choriocarcinoma, heparin, VEGF, heparanase, proliferation, PCR, 7071
- Chromogranin A, neuroendocrine tumor, biomarker, tumor response, gastroenteropancreatic, 5661
- Chromosomal instability, *BUBR1*, *TP53* gene, colorectal cancer, microsatellite instability, 5421
- Chromosome aberrations, aneuploidy, gene amplification, sarcoma, fluorescent *in situ* hybridization, 7119
- Chronic lymphocytic leukemia, CLL, genetics, second cancer, 2311
- Chronic lymphocytic leukemia, Hodgkin's variant, Hodgkin's Lymphoma, Richter syndrome, Richter transformation, CLL, 785
- CIMP, CRC biomarkers, CIN, MSI, *KRAS*, *BRAF*, miRNA, review, 2061
- CIN, cervical intraepithelial neoplasia, high-risk HPV-positive, HPV16-specific antibody, HPV L1 capsid protein, 5127
- CIN, CRC biomarkers, CIMP, MSI, *KRAS*, *BRAF*, miRNA, review, 2061
- Circulating tumor cell, biomarker, carcinomas of unknown primary origin, chemotherapy, prediction, 3165
- Circulating tumor cells (CTCs), *KRT19*, *PTHRP*, *MGB*, PCR, breast cancer, 6691
- Circulating tumor cells, bladder cancer, PCR, CK19, CK20, *EGFR*, survivin, h-TERT, 7415
- Circulating tumor cells, castration-resistant prostate cancer, biomarker, docetaxel, 6705
- Circulating tumor cells, colorectal cancer, gastric cancer, PCR, CK19, CK20, *EGFR*, 3083
- Circulating tumor cells, CTC, prostate cancer, cultivation, minimal residual disease, MetaCell, virgin CTC, biomarker, culturing, blood biopsy, 3641
- Circulating tumor cells, mesothelioma, CTC, MetaCell, cultivation, 2565
- Cirrhosis, hepatocellular carcinoma, virus, surgery, non-hepatitis B non-hepatitis C, 4399
- Cisplatin phase II study, oral vinorelbine, lung cancer, locally advanced, concomitant radiotherapy, 1959
- Cisplatin, apoptosis, chemoresistance, liposomes, ovarian carcinoma, 525
- Cisplatin, apoptosis, GRP78, ER stress, c-Jun, NF- $\kappa$ B, cell cycle, 3493
- Cisplatin, cervical adenocarcinoma, ERCC1, 5-FU, chemosensitivity, HCA-1, TCO-2, HCA-1R cells, 107
- Cisplatin, drug resistance, drug combination, synergism, combination index, resveratrol, platinum-DNA binding, 541
- Cisplatin, ERCC1 protein, cervical cancer, chemoradiation, immunohistochemistry staining, 401
- Cisplatin, esophageal cancer, extensive disease, irinotecan hydrochloride, neuroendocrine carcinoma, 5037
- Cisplatin, integrin, lung cancer, migration, metastasis, 7111
- Cisplatin, non-small cell lung cancer, pancreatic cancer, gemcitabine, DNA repair, ERCC1, XPD, ribonucleotide reductase, review, 435
- Cisplatin, non-small cell lung cancer, sodium valproate, vinorelbine, ionizing radiation, 6565
- Cisplatin, non-small cell lung cancer, split-dose, adjuvant chemotherapy, vinorelbine, 927
- Cisplatin, ovarian cancer, A2780, drug resistance, pBR322 plasmid DNA, BamHI digestion, interstrand adducts, 1923

- Cisplatin, ovarian cancer, BRCAness, carboplatin, homologous recombination, PARP inhibitors, review, 551
- Cisplatin, paclitaxel, drug resistance, collateral sensitivity, cervical cancer, KB-8-5-11 cells, 503
- Cisplatin, pharmacogenomic, lung cancer chemotherapy, polymorphism patents, gemcitabine, taxanes, pemetrexed, vinorelbine, 5241
- Cisplatin, synchrotron radiation, radiochemotherapy, glioma stem-like cells, 5351
- Cisplatin, tanshinone IIA, trans-resveratrol, synergistic combination, apoptosis, cell cycle arrest, 5473
- Cisplatin, thymoma, etoposide, thymus, radiotherapy, toxicity, 2023
- Cisplatin, transporters, toxicities, review, membrane transporters, Ctr2, OCT2, MATE1, 547
- C-Jun, apoptosis, GRP78, ER stress, cisplatin, NF- $\kappa$ B, cell cycle, 3493
- CK19, circulating tumor cells, bladder cancer, PCR, CK20, *EGFR*, survivin, h-TERT, 7415
- CK19, circulating tumor cells, colorectal cancer, gastric cancer, PCR, CK20, *EGFR*, 3083
- CK20, circulating tumor cells, bladder cancer, PCR, CK19, *EGFR*, survivin, h-TERT, 7415
- CK20, circulating tumor cells, colorectal cancer, gastric cancer, PCR, CK19, *EGFR*, 3083
- CK2 $\alpha$ , DRB, radiosensitivity, RNA polymerase II, CDK9, SIRT1, DNA repair, 6981
- CK7, advanced cervical cancer, radiochemotherapy, biomarkers, survival, 177
- CKD-516, tubulin-binding agents, vascular-disrupting agent, doxorubicin, hepatocellular carcinoma, 1715
- C-kit, HMC-1, PKC, STI571, dasatinib, PMA, 3347
- C-KIT, thymic carcinoma, tyrosine kinase, *PDGFR alpha*, sorafenib, 5105
- Claudins, cervical cancer, tight junction, adhesion, HPV, 2851
- Claudins, expression, prognostic factors, renal cell cancer (RCC), 4181
- Clear cell carcinoma, itraconazole, chemotherapy, resistant disease, refractory disease, 2007
- Clear cell renal cell carcinoma, vascular endothelial growth inhibitor 174 (VEGI 174), microvessel density (MVD), prognosis, 715
- Clear-cell renal cell carcinoma, growth differentiation factor-9, GDF9, cellular adhesion, migration, invasion, growth, 6515
- Clinical and biological parameters, breast cancer, infiltrating ductal carcinoma (IDC), tumor size, p53, *BCL2*, Ki-67, 269
- Clinical features, hepatocellular carcinoma, HCC, prolonged survival, long-term survivors, prognosis, anti-angiogenic targeted therapy, sorafenib, 1047
- Clinical features, male breast cancer, risk factors, histological features, familial predisposition, 1291
- Clinical features, WT1, ovarian cancer, real-time quantitative PCR, prognosis, lentivirus, disease-free survival, overall survival, 2331
- Clinical markers, hypothyroidism, levothyroxine substitution therapy, predictive factor, renal cell carcinoma, sunitinib, 3177
- Clinical outcome, brain metastases, image-guided radiotherapy, poor performance status, three-dimensional conformal radiotherapy, 2997
- Clinical outcome, HLA-A\*02 genotype, human papillomavirus (HPV) oropharyngeal squamous cell carcinoma, tonsillar cancer, base of tongue cancer, 2369
- Clinical pharmacy services, oncology, anticancer agents, clinical pharmacy, review, 1573
- Clinical pharmacy, oncology, anticancer agents, clinical pharmacy services, review, 1573
- Clinical trial, cancer vaccine, 7-peptide vaccine, oral chemotherapy, metastatic colorectal cancer, refractory to standard chemotherapy, 3045
- Clinical trial, melatonin, cancer, chemotherapy, quality of life, 8-oxo-7, 8-dihydro-2'-deoxyguanosine, 8-oxodG, 7327
- Clinical trial, pancreatic cancer, cholangiocarcinoma, histone deacetylase (HDAC), histone deacetylase inhibitor (HDACI), valproic acid (VPA), 5187
- Clinical, cancer, therapeutic vaccination, immunotherapy, review, 2689
- Clinical, hepatocellular carcinoma, disease-free survival, overall survival, pathological, surgical, 3093
- Clinicopathological parameters, breast cancer, multivariate analysis, chemotherapy-naïve patients, 259
- CLL, chronic lymphocytic leukemia, genetics, second cancer, 2311
- CLL, Hodgkin's variant, Hodgkin's Lymphoma, Richter syndrome, Richter transformation, chronic lymphocytic leukemia, 785
- Clofarabine triphosphate, clofarabine, drug resistance, cytarabine, acute myeloid leukemia, 1657
- Clofarabine, clofarabine triphosphate, drug resistance, cytarabine, acute myeloid leukemia, 1657
- Clonogenic cell survival, linear energy transfer, high LET, low LET, relative biological effectiveness, 2801
- Close margins, postoperative radiation, postoperative radiotherapy, pleomorphic adenoma, benign, parotid, positive margins, local control, radiation toxicity, 4247
- C-MET, *PDGFR- $\alpha$* , *EGFR*, spinal chordoma, 623
- CMF, triple-negative breast cancer, node-negative breast cancer, adjuvant chemotherapy, locoregional recurrence, 1301
- CNS metastases, *ALK* rearrangement, *KRAS* mutation, lung adenocarcinoma, 3701
- CNS tumors, temsirolimus, bevacizumab, pediatric, 1931
- Coagulopathy, early gastric cancer, primary biliary cirrhosis, liver transplantation, gastrectomy, 4307

- Co-culture techniques, beta-defensins, real-time polymerase chain reaction, carcinoma, squamous cell, 6443
- Co-deletion 1p/19q, oligodendroglioma, *IDH1/2* mutations, *MGMT* promoter methylation, personalized medicine, novel treatment, review, 1587
- Coeliac disease, pancreatic neuroendocrine carcinoma, puerperium, 2449
- Coexistent diseases, metastatic breast cancer, long-term survival, genetics of cancer, prognostic factors, 5637
- Collaborative network, non-small cell lung cancer, predictive tumor markers, 2745
- Collagenous fibroma, fibroma of tendon sheath, cytogenetics, desmoplastic fibroblastoma, 11q, 5159
- Collateral sensitivity, cisplatin, paclitaxel, drug resistance, cervical cancer, KB-8-5-11 cells, 503
- Collecting ducts carcinoma, Bellini disease, targeted therapy, renal carcinoma, 1027
- Colon cancer, apoptosis, p53, death receptor 3, reactive oxygen species (ROS) hispidin, 4087
- Colon cancer, light-emitting diode, HT29, HCT116 cells, 4709
- Colon cancer, myricetin, apoptosis, *BAX/BCL2*, DNA condensation, 701
- Colon tumor, Na<sup>+</sup>/K<sup>+</sup> ATPase inhibitor, Akt, actin, apoptosis, 2967
- Colon, poorly differentiated adenocarcinoma, cytokeratin 20, solid type (Por1), non-solid type (Por2), 159
- Colonic lipoma, surgery, endoscopy, review, 6271
- Colonic neoplasms, DNA methylation, vincristine, demethylation, methylation-specific polymerase chain reaction, *RUNX3*, 133
- Colony formation, MCF-7, MDA-468, apoptosis, caspase-3, breast cancer, 1801
- Colorectal adenocarcinoma, mixed adenoneuroendocrine carcinoma, MANEC, exome sequencing, SMARCA4, autologous stem cell transplantation, high-dose chemotherapy, long-term survival, 5517
- Colorectal adenomas, p53, focal up-regulation, invasive carcinoma, 6973
- Colorectal cancer, adenoma, obesity, Bethesda criteria, 5735
- Colorectal cancer, aspirin, 7407
- Colorectal cancer, aspirin, NSAIDs, cyclooxygenase-1, cyclooxygenase-2, review, 6277
- Colorectal cancer, autophagy, BCAA, insulin, liver cancer, 4789
- Colorectal cancer, cancer screening, gene profiling, fecal RNA, fecal occult blood test, DNA microarray, 169
- Colorectal cancer, capecitabine, bevacizumab, drug-drug interaction, pharmacokinetics, 3669
- Colorectal cancer, carcinoembryonic antigen, carbohydrate antigen, prognosis, stage II, 3753
- Colorectal cancer, chemotherapy, bevacizumab, adverse events, 2035
- Colorectal cancer, chromosomal instability, *BUBR1*, *TP53* gene, microsatellite instability, 5421
- Colorectal cancer, circulating tumor cells, gastric cancer, PCR, CK19, CK20, *EGFR*, 3083
- Colorectal cancer, concomitant chemoradiation therapy, oxaliplatin, Lipoxal™, 5303
- Colorectal cancer, C-Reactive protein, CRP, prognostic factors, 7263
- Colorectal cancer, cytokine, multiplex assay, IL6, IL8, vascular endothelial growth factor, 3481
- Colorectal cancer, decision-making, multidisciplinary teams, 2525
- Colorectal cancer, endocarditis, *Streptococcus gallolyticus*, 349
- Colorectal cancer, erythrocytes, cell membranes, fatty acids, lipidomic analysis, 4775
- Colorectal cancer, focal adhesion kinase, TNS4 (CTEN), prognosis, 3969
- Colorectal cancer, FOLFIRI, irinotecan, Japanese patients, phase I, 2029
- Colorectal cancer, *HMGB1*, lymph node metastasis, 5357
- Colorectal cancer, hybrid liposome, nanotherapy, apoptosis, liver metastasis, 4701
- Colorectal cancer, indolizine derivatives, cytotoxicity, HCT116, HT-29 and RKO cell lines, cell cycle, 1673
- Colorectal cancer, *KRAS* mutations, PET/CT, GLUT1, SUVmax, 2571
- Colorectal cancer, *KRAS*, FOLFIRI, cetuximab, Japanese, 1967
- Colorectal cancer, liver metastases, chemoembolization, aflibercept, regorafenib, cetuximab, irinotecan, drug-eluting beads, DEBIRI, *KRAS*, review, 575
- Colorectal cancer, liver metastases, debulking surgery, 5547
- Colorectal cancer, lysophosphatidylserine, GPR34, chemotactic migration, 5465
- Colorectal cancer, metastasis, bevacizumab, chemotherapy, survival, 949
- Colorectal cancer, metastasis, microRNAs, 3957
- Colorectal cancer, methylation, vimentin, 4121
- Colorectal cancer, mitochondrial DNA, mtDNA deletion, 147
- Colorectal cancer, NK cells, CD3/CD4/CD8 lymphocytes, radiation, tumour microenvironment, 6505
- Colorectal cancer, nucleosomics, DNA methylation, serum, diagnosis, 2357
- Colorectal cancer, overexpressed in lung cancer 1 (OLC1), immunohistochemistry, prognosis, 367
- Colorectal cancer, p21<sup>WAF1/Cip1</sup>, resveratrol, mitomycin C, cell cycle, 5439
- Colorectal cancer, pertuzumab, solid tumors, gastric cancer, prostate cancer, NSCLC, ovarian cancer, review, 1483
- Colorectal cancer, predictive biomarker, prognosis, peptide vaccine, 4201

- Colorectal cancer, pulmonary metastasis, metastasectomy, lymphadenectomy, TPS, 4239
- Colorectal cancer, statin, prevention, MarketScan® database, non-elderly, 5043
- Colorectal cancer, vascular invasion, lymphatic invasion, prognosis, 3147
- Colorectal cancer, vasohibin-1, angiogenesis, 5321
- Colorectal liver metastases, future liver remnant volume, portal vein embolisation, haematopoietic stem cells, 7279
- Colorectal liver metastases, hepatic resection, chemotherapy, oxaliplatin, fluorouracil, leucovorin, bevacizumab, 6655
- Colorectal liver metastases, induction chemotherapy, carcinoembryonic antigen, hepatic resection, 5529
- Colorectal neoplasms, biological markers, extracellular matrix, gene expression, tumor markers, 5599
- Colorectal neoplasms, liver metastasis, radiofrequency ablation, aflibercept, 6775
- Colorectal, cancer, metastasis, seed and soil, review, 2087
- Colorectum, neoplasm, nuclear factor kappa B, cyclooxygenase-2, vascular endothelial growth factor, survival, 6451
- Combination index, drug resistance, drug combination, synergism, resveratrol, cisplatin, platinum–DNA binding, 541
- Combination therapy, breast cancer, cancer, mutation, gene copy number, epigenetics, histone modification, histone deacetylase inhibitors, methylation, de-methylation, oncogene, tumor suppressor genes, metastasis, cancer progenitor cells, breast cancer progression, epithelial-mesenchymal transition (EMT), therapeutics, drug resistance, review, 1071
- Combination therapy, endometrial stromal sarcoma, SAHA, PI3K/mTOR pathway, 2883
- Combination therapy, hepatocellular carcinoma, transcatheter arterial chemoembolization, radioembolization, review, 6877
- Combined androgen blockade, prostate cancer, antiandrogen, 1983
- Comorbidity, head and neck cancer, elderly, Charlson comorbidity index, survival, 5543
- Comorbidity, palliative radiotherapy, age, geriatric patients, octogenarians, prognostic factors, 6641
- Comorbidity, postoperative care, bleeding, lung cancer, surgery, 981
- COMPARE algorithm, piperazinediones, NCI-60 anticancer screening, *in vivo* antitumor activity, azatyrosinamide, tubulin polymerization inhibitor, mechanism of action prediction, DTP, NCI/NIH, 4013
- Complementary medicine, attitude of cancer patients, user behavior, 943
- Complete response, <sup>18</sup>F-FAMT PET, chemoradiotherapy, predictor, esophageal cancer, 909
- Complete response, extra-gastrointestinal stromal tumor, GIST, imatinib mesylate, 905
- Complications, breast reconstruction, conservative breast surgery, partial mastectomy, oncoplastic, reduction mammoplasty, local flaps, outcome, 1099
- Complications, liver metastasis, radioembolization, biliodigestive anastomosis, bilioenteric anastomosis, hepaticojejunostomy, liver abscess, 4315
- Compression therapy, peripheral neuropathy, nab-paclitaxel, goshajinkigan, 4213
- Computed tomography, gastric cancer, ultrasonography, HER2-positive gastric adenocarcinoma, 5083
- Computed tomography, peritoneal carcinomatosis, cytoreductive surgery, hyperthermic intraperitoneal chemotherapy, CRS, HIPEC, CT, positron emission tomography, PET, PET/CT, 2363
- Concomitant chemoradiation therapy, colorectal cancer, oxaliplatin, Lipoxal™, 5303
- Concomitant chemoradiotherapy, cervical cancer, high-dose-rate brachytherapy, surgery, 3861
- Concomitant chemoradiotherapy, chemotherapy, pancreatic cancer, 6755
- Concomitant radiotherapy, oral vinorelbine, lung cancer, locally advanced, cisplatin phase II study, 1959
- Concurrent chemoradiotherapy, mucositis, recommended dose, S-1, head and neck cancer, 209
- Concurrent chemoradiotherapy, non-small cell lung cancer, metabolic response, prognosis, 2517
- Cone margins, conization, microinvasive cervical cancer, lymph vascular space invasion, 4345
- Congestive heart failure, pancreatic cancer, gemcitabine, nab-paclitaxel, 7267
- Conization, cervical intraepithelial neoplasia, large loop excision of the transformation zone (LLETZ), cervical length, cervical regeneration, transvaginal ultrasound, 3799
- Conization, microinvasive cervical cancer, cone margins, lymph vascular space invasion, 4345
- Conjugated linoleic acid, beef, n-3 fatty acid, serum, salivary gland tumors, 5579
- Conservative breast surgery, breast reconstruction, partial mastectomy, oncoplastic, reduction mammoplasty, local flaps, outcome, complications, 1099
- Conservative treatment, NSAIDs, non-steroidal anti-inflammatory drugs, osteoid osteoma, 3721
- Contrast agent, MRI, PET, gadolinium, *in vitro*, *in vivo*, self-assembled nanoparticles, 49
- Conventional chemotherapy, epithelial ovarian cancer, histological subtypes, molecular pathway targets, PARP inhibitors, tumour angiogenesis, tyrosine kinase inhibitors, review, 2069
- Coordination, cyclin-dependent kinase 4, squamous cell carcinoma of the head and neck, transcription up-regulation, 3285
- Copper transporters, organic cationic transporters, platinum drug-induced neurotoxicity, neuron, review, 483



- Copy-number alteration, *EGFR*-TKI resistance, metabolomics, glutamine metabolism, *MYC*, non-small cell lung cancer, 2779
- Core needle biopsy, touch imprint, cytology, breast cancer, quick stain, 153
- Core-binding factor-positive AML, prognostic factor, 1037
- Correlation, histoculture drug response assay, HDRA, chemotherapeutic agents, inhibition rate (IR), breast cancer, subtype, estrogen receptor, progesterone receptor, *HER-2*, individualized therapy, 7197
- Cost-benefit analysis, quality-adjusted life years, health utilities, health economics, breast carcinoma, gynecological malignancies, 829
- Cost-effectiveness analysis, lung cancer, bevacizumab, chemotherapy, targeted therapy, metastatic lung cancer, advanced lung cancer, review, 1537
- COX-2*, benzimidazole, celecoxib, sulfasalazine, PC3, MDA-MC2a, prostate cancer, docking, focal adhesion, 4755
- COX-2*, breast cancer, carcinogenesis, genotype, polymorphism, Taiwan, 6711
- COX2*, celecoxib, head and neck cancer, endoplasmic reticulum stress response, 1731
- COX2*, genotype, polymorphism, renal cell carcinoma, Taiwan, 5481
- COX2*, HT-29, *EGFR*, hypoxia, invasiveness, 1793
- COX2*, *PTGS2*, *TYMP*, *DPYD*, *TOPO1*, *TYMS*, 5-FU-based adjuvant chemotherapy, hierarchical clustering, stage II colorectal cancer, stage III colorectal cancer, 4949
- CPT-11, transcriptional targeting, human carboxylesterase, BCRP-shRNA, transfection, breast cancer cells, drug resistance, 6345
- C-Raf, spheroid, E-cadherin, N-cadherin, 6945
- CRC biomarkers, CIMP, CIN, MSI, *KRAS*, *BRAF*, miRNA, review, 2061
- C-Reactive protein, cathepsin B, erythrocyte sedimentation rate, glioblastoma, nestin, prognosis, serum biomarkers, 339
- C-Reactive protein, CRP, colorectal cancer, prognostic factors, 7263
- C-Reactive protein, glasgow prognostic score, albumin, non-small cell lung cancer, prognosis, postoperative, 3137
- C-Reactive protein, high-sensitivity Glasgow prognostic score, surgery, gastric cancer, albumin, 5695
- C-Reactive protein, renal cell carcinoma, prognosis, TNM classification, nephrectomy, 921
- Creeping substitution, vascularized bone graft, fibula, hypertrophy, revascularization, vascularized bone marrow transplantation, review, 2701
- Crizotinib, anaplastic lymphoma kinase, fluorescent *in situ* hybridization, immunohistochemistry, malignant mesothelioma, targeted therapy, 2589
- Crizotinib, nilotinib, liposomes, hERG, QT prolongation, cardiotoxicity, 4733
- Crohn-like, fabry disease, small bowel, bi-refringent lamellar deposits, calcifications, 2437
- CRP, C-Reactive protein, colorectal cancer, prognostic factors, 7263
- CRS, peritoneal carcinomatosis, cytoreductive surgery, hyperthermic intraperitoneal chemotherapy, HIPEC, computed tomography, CT, positron emission tomography, PET, PET/CT, 2363
- CRT, <sup>18</sup>F-FAMT, lymph node metastasis, esophageal cancer, 7473
- Crude drugs, cytotoxicity, 1H NMR metabolomics, 4117
- Cryotherapy, immunomodulation, breast cancer, 4869
- Crystal structure, lanthanide complex, oxoglucine, cytotoxicity, 531
- CT, peritoneal carcinomatosis, cytoreductive surgery, hyperthermic intraperitoneal chemotherapy, CRS, HIPEC, computed tomography, positron emission tomography, PET, PET/CT, 2363
- CT, pheochromocytoma, <sup>18</sup>F-DOPA, PET, MRI, 791
- CT, treatment change, peritoneal metastasis, tumor marker, advanced gastric cancer, 5169
- CTC, circulating tumor cells, prostate cancer, cultivation, minimal residual disease, MetaCell, virgin CTC, biomarker, culturing, blood biopsy, 3641
- CTC, mesothelioma, circulating tumor cells, MetaCell, cultivation, 2565
- CTCL, cutaneous T-cell lymphoma, eosinophils, STAT3, high-mobility group protein B1, *HMGB1*, interleukin-5, IL5, 5277
- CTLA-4, melanoma, ipilimumab, vemurafenib, *BRAF*, PD1, 1493
- CTL-inducing ability, novel IDO inhibitor, Toho-1, leukemic plasmacytoid dendritic cell line, PMDC05, antigen-presenting ability, Necrostatin-1®, 4021
- Ctr2, transporters, cisplatin, toxicities, review, membrane transporters, OCT2, MATE1, 547
- Cucurbitacin D, *Ecbalium elaterium*, lung cancer, NSCLC-N6, G1 cell cycle arrest, gene expression, CDK1, apoptosis, 4797
- Cultivation, circulating tumor cells, CTC, prostate cancer, minimal residual disease, MetaCell, virgin CTC, biomarker, culturing, blood biopsy, 3641
- Cultivation, mesothelioma, circulating tumor cells, CTC, MetaCell, 2565
- Culturing, circulating tumor cells, CTC, prostate cancer, cultivation, minimal residual disease, MetaCell, virgin CTC, biomarker, blood biopsy, 3641
- Curability, gallbladder cancer, gemcitabine (GEM), adjuvant chemotherapy, 3125
- Curcumin, cytotoxicity, cachexia, B16, C2C12, 4781
- Curcumin, vasculogenic mimicry, hepatocellular carcinoma, antimetastatic, natural products, 1857

- Cutaneous T-cell lymphoma (CTCL), mycosis fungoides, microRNA, diagnosis, 7207
- Cutaneous T-cell lymphoma, CTCL, eosinophils, STAT3, high-mobility group protein B1, *HMGB1*, interleukin-5, IL5, 5277
- CXCL12, CXCR4, gastric carcinoma, immunohistochemistry, 4051
- CXCL12, CXCR4, *VEGFR-3*, urothelial cancer, recurrence, 3537
- CXCL12, immunohistochemistry, translocation., 6397
- CXCR4, adrenocortical carcinoma, cancer stem cell, chemotherapy, ABCG2, cyclophosphamide, 117
- CXCR4, CXCL12, gastric carcinoma, immunohistochemistry, 4051
- CXCR4, CXCL12, *VEGFR-3*, urothelial cancer, recurrence, 3537
- Cyberknife, basal cell carcinoma, stereotactic body radiation therapy, periocular tumor, 873
- CyberKnife, head and neck cancer, stereotactic radiotherapy, boost therapy, 5755
- Cyclin D1, gastric cancer, genotype, polymorphism, Taiwan, 4963
- Cyclin-B2, neurotoxicity, oxaliplatin, amifostine neuroprotection, PC12 model, 517
- Cyclin-dependent kinase 4, squamous cell carcinoma of the head and neck, transcription up-regulation, coordination, 3285
- Cycloartane, cancer, leukemia, Jamaican ball moss, 3505
- Cyclooxygenase-1, aspirin, NSAIDs, colorectal cancer, cyclooxygenase-2, review, 6277
- Cyclooxygenase-2, aspirin, NSAIDs, colorectal cancer, cyclooxygenase-1, review, 6277
- Cyclo-oxygenase-2, colorectum, neoplasm, nuclear factor kappa B, vascular endothelial growth factor, survival, 6451
- Cyclophosphamide, adrenocortical carcinoma, cancer stem cell, chemotherapy, CXCR4, ABCG2, 117
- Cyclophosphamide, immunosuppression, cyclosporine, ketoconazole, tumor xenograft model, 7177
- Cyclosporine, immunosuppression, ketoconazole, cyclophosphamide, tumor xenograft model, 7177
- CYFRA 21-1, cholangiocarcinoma, diagnosis, CEA, CA 19-9, MMP7, serum tumor marker, 6663
- CYFRA 21-1, tumor marker, CEA, erlotinib, NSCLC, *EGFR*-TKI, prediction, 3205
- Cytarabine, clofarabine, clofarabine triphosphate, drug resistance, acute myeloid leukemia, 1657
- Cytidine analog, RX-3117, gemcitabine, drug resistance, cancer, 6951
- Cytochalasin B, sonodynamic therapy, ultrasound, preferential damage, leukemia, 2195
- Cytochrome C, vitamin C, radiation survival, MCF-7 cells, free radicals, 1343
- Cytochrome P450 3A, navitoclax, ketoconazole, drug interaction, cancer, Bcl-2, 2001
- Cytogenetics, atypical lipomatous tumor, lipoma, p16, well-differentiated liposarcoma, 3073
- Cytogenetics, fibroma of tendon sheath, collagenous fibroma, desmoplastic fibroblastoma, 11q, 5159
- Cytokeratin 20, poorly differentiated adenocarcinoma, colon, solid type (Por1), non-solid type (Por2), 159
- Cytokine, angiosarcoma, sarcoma, vascular endothelial growth factor A, biomarker, interleukin-6, osteopontin, prolactin, 5001
- Cytokine, colorectal cancer, multiplex assay, IL6, IL8, vascular endothelial growth factor, 3481
- Cytokine, gastric cancer, polymorphisms, SNP, interleukin, interaction, 3523
- Cytokines, cervical cancer, environment, human papilloma virus, oral cancer, oropharyngeal cancer, pharyngeal cancer, sunlight, ultraviolet, 4993
- Cytokinesis, annulated indoles, tumor cell proliferation, cells with mitotic figures, several nuclei and micronuclei, tubulin polymerization, actin polymerization, 1643
- Cytology, mesothelioma, mesothelin, malignant pleural effusion, Mesomark assay, 7425
- Cytology, touch imprint, core needle biopsy, breast cancer, quick stain, 153
- Cytoreduction, granulosa cell tumor, recurrence, prognosis, fertility-sparing surgery, 1001
- Cytoreductive nephrectomy, renal cell carcinoma, tyrosine kinase inhibitor, targeted therapy, 2405
- Cytoreductive surgery, HIPEC, hyperthermia, morbidity, mortality, 5689
- Cytoreductive surgery, peritoneal carcinomatosis, hyperthermic intraperitoneal chemotherapy, CRS, HIPEC, computed tomography, CT, positron emission tomography, PET, PET/CT, 2363
- Cytherapy, gene therapy, mesenchymal stem cells, glioblastoma, 729
- Cytherapy, mesenchymal stem cell, T-cell lymphoma, growth inhibition, 4839
- Cytotoxic activity, N, N'-Bis(2-hydroxybenzyl)ethylenediamine derivatives, cell cycle phase, mitochondrial transmembrane potential, MMP, 1601
- Cytotoxic chemosensitivity, non-small cell lung cancer, anaplastic lymphoma kinase, epidermal growth factor mutation, 3825
- Cytotoxicity, 2-aminotropones, QSAR analysis, anti-UV activity, fine cell structure, 1743
- Cytotoxicity, 3-styrylchromones, QSAR analysis, tumor selectivity, anti-HIV activity, 5405
- Cytotoxicity, amino acid-based poly (ester-amide)s, polysaccharides, dextran, chitosan, cationic polymers, prostate cancer, apoptosis, necrosis, arginine, lysine, 3981

- Cytotoxicity, colorectal cancer, indolizine derivatives, HCT116, HT-29 and RKO cell lines, cell cycle, 1673
- Cytotoxicity, crude drugs, 1H NMR metabolomics, 4117
- Cytotoxicity, curcumin, cachexia, B16, C2C12, 4781
- Cytotoxicity, *Dendrobium ellipsophyllum*, bibenzyls, flavonoids, anti-metastasis, anoikis, lung cancer, 6573
- Cytotoxicity, lanthanide complex, oxoglucine, crystal structure, 531
- Cytotoxicity, myricetin, quercetin, polyphenols, NK-cells, 3975
- Cytotoxicity, phenylpropanoid amides, QSAR analysis, tumor selectivity, anti-HIV activity, 3543
- Cytotoxicity, piperic acid amides, QSAR analysis, tumor selectivity, anti-HIV activity, 4877
- Cytotoxicity, random migration, CD8+ T cell, NK cell, immunotherapy, 3947
- Cytotoxicity, temozolomide, JNK, p38, Akt, glioblastoma, 5509
- Cytotoxicity, transcription, RNA polymerase II, X-ray structure, monofunctional platinum, pyriplatin, review, 471
- 3DCRT, IMRT, lung cancer, population-based study, 5175
- 3'-Deoxy-3'-[<sup>18</sup>F]fluorothymidine, positron emission tomography, thymidine kinase, 5-fluorouracil, thymidylate synthase, 759
- 3-Dioxygenase, interleukin-2, immune escape, indoleamine-2, CD137, Ewing sarcoma, 6431
- 8-Dihydro-2'-deoxyguanosine, melatonin, cancer, chemotherapy, quality of life, clinical trial, 8-oxo-7, 8-oxodG, 7327
- 25-Dihydroxyvitamin D, vitamin D, 25-hydroxyvitamin D, cardiovascular disease, vascular calcification, review, 4641
- D2-40, podoplanin, immunohistochemistry, prognostic marker, gastric cancer, 3113
- Dasatinib, bosutinib, breast cancer, 1629
- Dasatinib, HMC-1, PKC, c-kit, STI571, PMA, 3347
- Daunorubicin, cell cycle, DNA strand breaks, formamidine-daunorubicins, mitotic catastrophe, programmed cell death, 7151
- DCIS, tumor progression, syndecan-1 expression, prognostic factor, cell and tissue localization, epidemiological factors, 3607
- D-Dimer, lipoma, well-differentiated liposarcoma, differential diagnosis, 5181
- D-dimer, plasminogen activator inhibitor-1, breast cancer, relapse-free survival, overall survival, 1153
- Death receptor 3, apoptosis, colon cancer, p53, reactive oxygen species (ROS) hispidin, 4087
- Death-associated protein 1, autophagy, macroautophagy, apoptosis, carcinogenesis, oncogenesis, breast cancer, review, 1
- DEBIRI, liver metastases, chemoembolization, colorectal cancer, aflibercept, regorafenib, cetuximab, irinotecan, drug-eluting beads, KRAS, review, 575
- Debulking surgery, liver metastases, colorectal cancer, 5547
- Decision-making, colorectal cancer, multidisciplinary teams, 2525
- Degeneration, tumor-infiltrating immune cells, basal cells, stem cells, proliferation, 6363
- Dehydroepiandrosterone, cervical cancer, migration, proliferation, adhesion, 4039
- Deinoxanthin, apoptosis, cancer cells, reactive oxygen species, 1829
- Deletion, EGFR, KRAS, mutation, melting curve, heterogeneity, 613
- De-methylation, breast cancer, cancer, mutation, gene copy number, epigenetics, histone modification, histone deacetylase inhibitors, methylation, oncogene, tumor suppressor genes, metastasis, cancer progenitor cells, breast cancer progression, epithelial-mesenchymal transition (EMT), therapeutics, combination therapy, drug resistance, review, 1071
- Demethylation, DNA methylation, vincristine, colonic neoplasms, methylation-specific polymerase chain reaction, RUNX3, 133
- Demographics, osteosarcoma, MSH2, MSH6, MSH2/6 TMA, chemotherapy responder, metastasis, survival, 6961
- Dendritic cell, CD4 T-cell, epitope, fusion cell, MUC1, cancer vaccine, 3917
- Dendritic cells, NKT cells, NK cells, tumor immunity, allogeneic cells, 3411
- Dendrobium ellipsophyllum*, bibenzyls, flavonoids, anti-metastasis, cytotoxicity, anoikis, lung cancer, 6573
- Dendrobium ellipsophyllum*, lung cancer, anoikis, EMT, pro-survival pathway, 1931
- Deoxyguanosine, forodesine, nelarabine, ara-G, ara-GTP, leukemia, 4885
- Dermatitis, pemetrexed, radiation recall, breast cancer, 1179
- Desmoplastic fibroblastoma, fibroma of tendon sheath, cytogenetics, collagenous fibroma, 11q, 5159
- Desmoplastic small round cell tumour, chemotherapy, multimodal therapy, trabectedin, 3683
- Desmopressin, vasopressin, peptide analog, hemostasis, metastasis, breast cancer, 4761
- Dextran, amino acid-based poly (ester-amide)s, polysaccharides, chitosan, cationic polymers, prostate cancer, cytotoxicity, apoptosis, necrosis, arginine, lysine, 3981
- Diacetylspermine, non-small cell lung cancer, prognostic factor, post-recurrent survival, 3053
- Diagnosis, autoantibody, dihydrolipoamide dehydrogenase, biomarker, endometrial cancer, 5021
- Diagnosis, cholangiocarcinoma, CEA, CA 19-9, CYFRA 21-1, MMP7, serum tumor marker, 6663
- Diagnosis, colorectal cancer, nucleosomics, DNA methylation, serum, 2357
- Diagnosis, cutaneous T-cell lymphoma (CTCL), mycosis fungoides, microRNA, 7207

- Diagnosis, diffuse large B-cell lymphoma, microRNAs, pathophysiology, prognosis, review, 557
- Diagnosis, EpCAM, pancreatic cancer, prognosis, 4741
- Diagnosis, high-sensitivity C-reactive protein, soft tissue tumor, biomarker, 933
- Diagnosis, testicular cancer, microRNAs, pathophysiology, prognosis, review, 2709
- Diagnosis, uroplakin III, urinary bladder, urothelial carcinoma, metastases, 6779
- Diagnosis, uterus, cervix, lymphoma, treatment, vaginal bleeding, 4377
- Diagnostic accuracy, ovarian cancer, primary debulking surgery, residual tumour, biomarkers, proteomics, 679
- Diallyl disulfide, tumor-associated macrophages, monocyte chemotactic protein-1, garlic constituents, 2763
- Dialysis, afatinib, gefitinib, hemodialysis, *EGFR*-TKI, renal failure, NSCLC, 3185
- Dibenzyl trisulfide, jamaican Guinea Hen weed, *Petiveria alliacea*, kinase inhibitor, RSK, cancer, 1637
- Dicycloplatin, SFDA approval, platinum compound, cancer chemotherapy, review, 455
- Diet, breast cancer, nutrition, carcinogenesis, prevention review, 6861
- Diet, pancreatic cancer, nutrition, dietary factors, lifestyle, carcinogenesis, smoking, alcohol, epidemiology, review, 9
- Dietary factors, pancreatic cancer, nutrition, diet, lifestyle, carcinogenesis, smoking, alcohol, epidemiology, review, 9
- Differential diagnosis, D-Dimer, lipoma, well-differentiated liposarcoma, 5181
- Differential diagnosis, microRNA, lung adenocarcinoma, metastasis, 2297
- Differential diagnosis, prostate cancer, prostate cancer antigen 3 gene, Prostate Health Index, prostate-specific antigen, percentage free prostate-specific antigen, prostatitis, 7159
- Differentiation, apoptosis, glycosylation, lectin, malignancy, sialylation, 5429
- Differentiation, ascorbic acid, osteosarcoma, osteoblast, apoptosis, 1617
- Diffuse large B-cell lymphoma, lymphoma, rituximab, outcome, 2559
- Diffuse large B-cell lymphoma, microRNAs, pathophysiology, diagnosis, prognosis, review, 557
- Diffuse large B-cell lymphoma, SEER, rituximab, survival, 5117
- Diffuse large B-cell lymphoma, vincristine, blindness, neurotoxicity, 6731
- Diffusion-weighted MRI, reproducibility, histogram, texture, intravoxel incoherent motion, FN13762 rat breast carcinoma, 2135
- Digital breast tomosynthesis, breast cancer, mammography, magnetic resonance imaging, 1219
- Digoxin, oral squamous cell carcinoma, Na, K-ATPase, prognosis, cell viability, 5397
- Dihydroartemisinin, dihydroartemisinin-resistant Molt-4 cells, artemisinin dimer, artemisinin-tagged holotransferrin, 2807
- Dihydroartemisinin, sodium salicylate, Molt-4 cells, free radicals, iron, 3399
- Dihydroartemisinin-resistant Molt-4 cells, dihydroartemisinin, artemisinin dimer, artemisinin-tagged holotransferrin, 2807
- Dihydrolipoamide dehydrogenase, autoantibody, diagnosis, biomarker, endometrial cancer, 5021
- Dihydropyrimidine dehydrogenase deficiency, 5-FU, cardiotoxicity, genetic polymorphisms, raltitrexed, tegafur/uracil, review, 1531
- Dimerization, VEGF, vascular endothelial growth factor receptors, *VEGFR1*, *FLT1*, *VEGFR2*, *KDR*, *BIFC*, *FRET*, 2123
- 12-Dimethylbenz[*a*]anthracene, breast cancer, *Lactobacillus plantarum*, oligofructose-enriched inulin, prebiotic, probiotic, 4969
- Dimethylsulfonylpropionate, ehrlich ascites carcinoma, anti-cancer effects, ascites fluid, toxicity, 4045
- Dipalmitoleoyl-sn-glycero-3-phosphoethanolamine, protein phosphatase, malignant pleural mesothelioma, apoptosis, 1759
- Disease severity, neurofibromatosis type-1, tumour predisposition syndrome, phenotype, visibility, learning disability, adult, psychosocial aspects, cancer, survey, 3675
- Disease-free survival, hepatocellular carcinoma, overall survival, clinical, pathological, surgical, 3093
- Disease-free survival, recurrent hepatocellular carcinoma, anatomical resection, cancer spread, overall survival, prognostic factors, 4421
- Disease-free survival, WT1, ovarian cancer, real-time quantitative PCR, clinical features, prognosis, lentivirus, overall survival, 2331
- Distance, patient-physician communication, reserve, breast cancer, 1269
- DLBCL, <sup>90</sup>Y-Ibritumomab tiuxetan, salvage therapy, lymphoma, 5121
- DNA condensation, colon cancer, myricetin, apoptosis, *BAX/BCL2*, 701
- DNA damage, GTPs, LTPs, precancerous lesions, proliferation, 683
- DNA damage, oxidative stress, breast cancer, redox homeostasis, review, 1127
- DNA damage, SOD3, prostate cancer, proliferation, migration, hydrogen peroxide, 2821
- DNA damage,  $\alpha$ -phellandrene, cDNA microarray, cell cycle, apoptosis, WEHI-3 leukemia cells, 4161

- DNA double-strand breaks, oral cancer, 3, 3', 4', 5'-tetramethoxychalcone, cell proliferation, apoptosis, cell migration, CCL5/CCR5 axis, 1811
- DNA methylation, colorectal cancer, nucleosomics, serum, diagnosis, 2357
- DNA methylation, gastric cancer, surrogate tissue, peripheral blood leukocyte, SIRPH, 5381
- DNA methylation, vincristine, colonic neoplasms, demethylation, methylation-specific polymerase chain reaction, *RUNX3*, 133
- DNA microarray, cancer screening, gene profiling, colorectal cancer, fecal RNA, fecal occult blood test, 169
- DNA microarrays, ovarian cancer, prognosis, taxane, YAP1, 811
- DNA repair mechanisms, platinum, lung cancer, predictive markers, review, 493
- DNA repair, DRB, radiosensitivity, RNA polymerase II, CDK9, SIRT1, CK2 $\alpha$ , 6981
- DNA repair, gemtuzumab ozogamicin, olaparib, acute myeloid leukemia, HL-60 cells, 5487
- DNA repair, non-small cell lung cancer, pancreatic cancer, gemcitabine, cisplatin, ERCC1, XPD, ribonucleotide reductase, review, 435
- DNA repair, UADT cancer, genetic epidemiology, smoking, alcohol drinking, 3217
- DNA strand breaks, cell cycle, daunorubicin, formamidinodaunorubicins, mitotic catastrophe, programmed cell death, 7151
- Docetaxel, <sup>18</sup>F-FDG-PET, breast cancer, neoadjuvant chemotherapy, non-responders, 221
- Docetaxel, Bevacizumab, non-squamous non-small cell lung cancer phase II study, NSCLC, 5153
- Docetaxel, circulating tumor cells, castration-resistant prostate cancer, biomarker, 6705
- Docetaxel, erlotinib, non-small cell lung cancer, 5649
- Docetaxel, head and neck cancer, induction chemotherapy, human papillomavirus, 5709
- Docetaxel, MMP-2, MMP-14, head and neck squamous cell carcinoma, fluorouracil, 4929
- Docetaxel, prostate, carcinoma, resistance, NVP-BEZ235, sunitinib, 3457
- Docetaxel, TS-1, chemoradiation, unresectable squamous cell carcinoma of esophagus, 3759
- Docking, benzimidazole, celecoxib, COX-2, sulfasalazine, PC3, MDA-PCa 2b, prostate cancer, focal adhesion, 4755
- Docking, kidney cancer, gene expression profiling, S100A8, anticancer target, Saudi Arabia, 1873
- Dose escalation, prostate cancer, radiation therapy, toxicity, rectal bleeding, 7367
- Dose escalation, radiation therapy, androgen deprivation, intermediate risk prostate cancer, 4189
- Dose-volume histogram, pericardial effusion, esophageal cancer, chemoradiotherapy, 7389
- Dosimetric analysis, carbon ion radiotherapy, stereotactic body radiotherapy, stage I non-small cell lung cancer, 5099
- Dosing, platinum, chemotherapy, review, 465
- Double cancer, triple cancer, multiple primary neoplasm, esophageal cancer, FDG-PET, 283
- Doxorubicin, CKD-516, tubulin-binding agents, vascular-disrupting agent, hepatocellular carcinoma, 1715
- Doxorubicin, photodynamic therapy, taxotere, IL-1 $\alpha$ , VEGF, mTHPC, 5295
- Doxorubicin, vasopressin, aldosterone, MCF-7, breast cancer, angiotensin II, 1843
- DP, gastric cancer, PGD2, PPAR $\gamma$ , 2771
- DPYD*, *PTGS2*, *TYMP*, *TOPO1*, *COX2*, *TYMS*, 5-FU-based adjuvant chemotherapy, hierarchical clustering, stage II colorectal cancer, stage III colorectal cancer, 4949
- Drainage wound fluid, breast tumor, surgery, cell proliferation, 3489
- DRB, radiosensitivity, RNA polymerase II, CDK9, SIRT1, CK2 $\alpha$ , DNA repair, 6981
- DREAM complex, human papillomavirus, HPV16 E7, B-myb, p130, 6557
- Drozitumab, apoptosis, Apo2L/TRAIL, drug resistance, chemotherapy, breast cancer, 7007
- Drug combination, 8-hydroxyquinoline, monofunctional platinum, drug resistance, ovarian cancer, 7077
- Drug combination, benzimidazole, monofunctional platinum, drug resistance, ovarian cancer, 5453
- Drug combination, drug resistance, synergism, combination index, resveratrol, cisplatin, platinum-DNA binding, 541
- Drug eluting beads, hepatocellular carcinoma, lipiodol, chemoembolization, microsphere, pathology, response, imaging, 3597
- Drug interaction, navitoclax, ketoconazole, cytochrome P450 3A, cancer, Bcl-2, 2001
- Drug metabolism, benzimidazole, HIF-1 $\alpha$  inhibition, luciferase assay, platelet aggregation running, 3891
- Drug resistance, 8-hydroxyquinoline, monofunctional platinum, drug combination, ovarian cancer, 7077
- Drug resistance, ABC transporters, ABCB6, anticancer agents, arsenite, 4767
- Drug resistance, apoptosis, Apo2L/TRAIL, drozitumab, chemotherapy, breast cancer, 7007
- Drug resistance, benzimidazole, monofunctional platinum, drug combination, ovarian cancer, 5453
- Drug resistance, breast cancer, cancer, mutation, gene copy number, epigenetics, histone modification, histone deacetylase inhibitors, methylation, de-methylation, oncogene, tumor suppressor genes, metastasis, cancer progenitor cells, breast cancer progression, epithelial-mesenchymal transition (EMT), therapeutics, combination therapy, review, 1071

- Drug resistance, cisplatin, paclitaxel, collateral sensitivity, cervical cancer, KB-8-5-11 cells, 503
- Drug resistance, clofarabine, clofarabine triphosphate, cytarabine, acute myeloid leukemia, 1657
- Drug resistance, drug combination, synergism, combination index, resveratrol, cisplatin, platinum–DNA binding, 541
- Drug resistance, ovarian cancer, A2780, cisplatin, pBR322 plasmid DNA, BamH1 digestion, interstrand adducts, 1923
- Drug resistance, RX-3117, cytidine analog, gemcitabine, cancer, 6951
- Drug resistance, transcriptional targeting, human carboxylesterase, CPT-11, BCRP-shRNA, transfection, breast cancer cells, 6345
- Drug testing, human xenografts, urothelial cancer, animal models, sialyl-Tn, glycosylation, 735
- Drug-drug interaction, capecitabine, bevacizumab, colorectal cancer, pharmacokinetics, 3669
- Drug-eluting beads, liver metastases, chemoembolization, colorectal cancer, aflibercept, regorafenib, cetuximab, irinotecan, DEBIRI, KRAS, review, 575
- Drug-eluting-beads, irinotecan, chemoembolization, capecitabine, toxicity, 7239
- DTP, piperazinediones, NCI-60 anticancer screening, *in vivo* antitumor activity, COMPARE algorithm, azatyrosinamide, tubulin polymerization inhibitor, mechanism of action prediction, NCI/NIH, 4013
- Ductal carcinoma *in situ*, breast cancer, upgrade, percutaneous biopsy, 1183
- Ductal carcinoma *in situ*, mammary epithelium, cell identity, atypical ductal hyperplasia, 1307
- Dysphagia, botulinum toxin, hypersalivation, salivary glands, head neck cancer, salivary fistula, 6627
- E6/E7, gene polymorphism, IL6, HPV, 3501
- Early breast cancer, surgery, Takotsubo cardiomyopathy, trastuzumab, 3579
- Early detection, thymidine kinase 1, TK1, lung cancer, operable lung cancer, 2145
- Early gastric cancer, primary biliary cirrhosis, liver transplantation, gastrectomy, coagulopathy, 4307
- Early ovarian cancer, node metastases, prognosis, lymphadenectomy, histology, 6735
- Early stage, CCL18, endometrial cancer, 5331
- Early stage, follicular lymphoma, radiotherapy, rituximab, 6701
- Early toxicity, high dose rate brachytherapy, prostate cancer, late toxicity, interstitial brachytherapy, radiation therapy, 2015
- E-Cadherin, anticancer drugs, p53, Bax, p21, cell cycle, breast cancer, 1367
- E-Cadherin, carcinosarcoma, ovary,  $\beta$ -catenin, Ki-67, 7351
- E-Cadherin, epithelial growth factor, EGF, transforming growth factor  $\beta$ 1, TGF $\beta$ 1, extracellular matrix, ECM,  $\beta$ -catenin, vimentin, head and neck squamous cell carcinoma, HNSCC, squamous cell cancer, SCC, human papillomavirus, HPV, p16-positive SCC, epithelial–mesenchymal transition, EMT, 7061
- E-Cadherin, malignant mesothelioma,  $\beta$ -catenin, Ki-67, metastasis, 3061
- E-Cadherin, spheroid, N-cadherin, c-Raf, 6945
- Ecbalium elaterium*, cucurbitacin D, lung cancer, NSCLC-N6, G1 cell cycle arrest, gene expression, CDK1, apoptosis, 4797
- Eccrine cancer, non-melanoma skin cancer, skin adnexal tumors, porocarcinoma, metastasis, chemotherapy, targeted therapy, review, 5263
- Echinacea*, glucan, resveratrol, vitamin C, *Astragalus*, cancer, immunity, natural immunomodulators, 2275
- ECM, epithelial growth factor, EGF, transforming growth factor  $\beta$ 1, TGF $\beta$ 1, extracellular matrix,  $\beta$ -catenin, vimentin, E-cadherin, head and neck squamous cell carcinoma, HNSCC, squamous cell cancer, SCC, human papillomavirus, HPV, p16-positive SCC, epithelial–mesenchymal transition, EMT, 7061
- Economic comparison, fondaparinux, gynecological malignancy, post-operative, prophylaxis, short duration, UFH, VTE, 3589
- Ecto-5' nucleotidase, glioma, monastrol, LaSOM 63, 1837
- EEF1A2, NSCLC, lymphnode metastasis, immunohistochemistry, survival analysis, 651
- Efatutazone, adiponectin, Japan, phase I trial, PPAR $\gamma$  dose-escalation study, 5133
- Efficacy, transarterial chemoembolization, hepatocellular carcinoma, strategy, tolerance, 7247
- EGF, epithelial growth factor, transforming growth factor  $\beta$ 1, TGF $\beta$ 1, extracellular matrix, ECM,  $\beta$ -catenin, vimentin, E-cadherin, head and neck squamous cell carcinoma, HNSCC, squamous cell cancer, SCC, human papillomavirus, HPV, p16-positive SCC, epithelial–mesenchymal transition, EMT, 7061
- EGFR mutation, bevacizumab, epidermal growth factor receptor, non-small cell lung cancer, progression-free survival, S-1, 7467
- EGFR mutation, non-small cell lung cancer, gefitinib, resistance, erlotinib, phase II study, 1975
- EGFR signaling, gefitinib, malignant gliomas, PiT-1, 6527
- EGFR, circulating tumor cells, bladder cancer, PCR, CK19, CK20, survivin, h-TERT, 7415
- EGFR, circulating tumor cells, colorectal cancer, gastric cancer, PCR, CK19, CK20, 3083
- EGFR, HT-29, COX2, hypoxia, invasiveness, 1793
- EGFR, KRAS, mutation, melting curve, heterogeneity, deletion, 613

- EGFR*, lung adenocarcinoma, epidermal growth factor receptor mutation, small biopsy, 3189
- EGFR*, non-small cell lung cancer, chemotherapy, gefitinib, erlotinib, hepatotoxicity, 5211
- EGFR*, PDGFR- $\alpha$ , c-MET, spinal chordoma, 623
- EGFR*-TKI resistance, metabolomics, glutamine metabolism, copy-number alteration, MYC, non-small cell lung cancer, 2779
- EGFR*-TKI, afatinib, gefitinib, dialysis, hemodialysis, renal failure, NSCLC, 3185
- EGFR*-TKI, predictive biomarkers, NSE, TK, NSCLC, 5193
- EGFR*-TKI, tumor marker, CEA, CYFRA 21-1, erlotinib, NSCLC, prediction, 3205
- Ehrlich ascites carcinoma, dimethylsulfonylpropionate, anti-cancer effects, ascites fluid, toxicity, 4045
- Eicosapentaenoic acid, esophageal cancer, apoptosis, 7145
- Elderly patients, brain metastasis, whole-brain radiotherapy, prognostic factors, survival, score, 2455
- Elderly patients, breast cancer, chemotherapy, granulocyte-colony stimulating factor, guidelines, gynaecological cancers, 5007
- Elderly patients, chemoradiation, chemotherapy, induction treatment, locally advanced, non-small cell lung cancer, 4373
- Elderly patients, glioblastoma, GBM, radiotherapy, chemotherapy, geriatric assessment, 4281
- Elderly patients, spinal cord compression from metastatic cancer, in-field recurrence, re-irradiation, fractionation regimen, 2555
- Elderly, AML, prognosis, induction chemotherapy, 5631
- Elderly, head and neck cancer, comorbidity, Charlson comorbidity index, survival, 5543
- Elective parotidectomy, parotid metastases, high-risk skin cancer, occult lymph node metastases, squamous cell carcinoma, 2433
- Electrochemotherapy, head and neck cancer, bleomycin, palliation/palliative care, quality of life, 967
- Elephantiasis neuromatosa*; GIST; malignant peripheral nerve sheath tumors, neurofibromatosis type 1, plexiform neurofibroma; NF1 truncating mutations, 3021
- EMT, breast cancer, primary cell culture, epithelial-mesenchymal transition, cDNA microarray, 2173
- EMT, epithelial growth factor, EGF, transforming growth factor  $\beta$ 1, TGF $\beta$ 1, extracellular matrix, ECM,  $\beta$ -catenin, vimentin, E-cadherin, head and neck squamous cell carcinoma, HNSCC, squamous cell cancer, SCC, human papillomavirus, HPV, p16-positive SCC, epithelial-mesenchymal transition, 7061
- EMT, lung cancer, anoikis, pro-survival pathway, *Dendrobium ellipsophyllum*, 1931
- EMT,  $\alpha\beta$ 6, Notch, STAT3, integrin  $\beta$ 6, 659
- Encephalitis, Herpes Simplex Virus, brain radiotherapy, immunosuppression, lung cancer, 4411
- End of life care, non-small cell lung cancer, palliation, radiotherapy, chemotherapy, supportive care, 1015
- Endocarditis, colorectal cancer, *Streptococcus gallolyticus*, 349
- Endocrine therapy, previously treated metastatic breast cancer, testosterone, hormone-sensitive patients, 1287
- End-of-life care, pain, opioids, hospice, 6581
- Endoglin (CD105), CD31, vascular endothelial growth factor, esophageal cancer, 3431
- Endometrial biopsy, atypical endometrial hyperplasia, endometrial cancer, hysteroscopy, 5671
- Endometrial cancer, anaplastic carcinoma, secondary cancer, paraneoplastic arthritis, 239
- Endometrial cancer, atypical endometrial hyperplasia, endometrial biopsy, hysteroscopy, 5671
- Endometrial cancer, autoantibody, dihydroliipoamide dehydrogenase, diagnosis, biomarker, 5021
- Endometrial cancer, brain metastasis, gynecological malignancies, neurophobic tumor, 249
- Endometrial cancer, CCL18, early stage, 5331
- Endometrial cancer, chemotherapy, carboplatin, epirubicin, 3793
- Endometrial cancer, FDG-PET, cervical cancer, sensitivity, specificity, SUV, review, 585
- Endometrial cancer, hysterectomy, laparoscopy, lymphadenectomy, obese women, 2497
- Endometrial cancer, intracavitary brachytherapy, image-based brachytherapy, fine and soft applicator, 2537
- Endometrial cancer, Lynch syndrome, microsatellite instability analysis, screening, uterine cavity washings, 3211
- Endometrial cancer, tumor markers, CA125, HE4, 327
- Endometrial cancer, visceral fat, IL-8, 379
- Endometrial carcinoma, biomarkers, tumor-associated macrophages, tumor-infiltrating lymphocytes, 5555
- Endometrial stromal sarcoma, SAHA, PI3K/mTOR pathway, combination therapy, 2883
- Endoplasmic reticulum stress response, celecoxib, head and neck cancer, *COX2*, 1731
- Endoscopy, colonic lipoma, surgery, review, 6271
- Endoscopy, intraosseous lipoma, calcaneus,  $\beta$ -tricalcium phosphate, 963
- Endothelium, breast cancer, Herceptin, trastuzumab, cardiotoxicity, review, 1147
- Environment, cervical cancer, cytokines, human papilloma virus, oral cancer, oropharyngeal cancer, pharyngeal cancer, sunlight, ultraviolet, 4993
- Eosinophils, cutaneous T-cell lymphoma, CTCL, STAT3, high-mobility group protein B1, *HMGB1*, interleukin-5, IL5, 5277
- EPAC1/RAP1, cAMP, PKA, RAC1, cell migration, 3447
- EpCAM, pancreatic cancer, diagnosis, prognosis, 4741
- Ependyoblastoma, neoplasm, extraneural, rectovaginal space, 819

- EPH receptor, ephrin, leukemia, notch, 2913
- Ephrin, EPH receptor, leukemia, notch, 2913
- Epidemiological factors, DCIS, tumor progression, syndecan-1 expression, prognostic factor, cell and tissue localization, 3607
- Epidemiology, breast cancer, vitamin D, survival, mortality, meta-analysis, 1163
- Epidemiology, pancreatic cancer, nutrition, diet, dietary factors, lifestyle, carcinogenesis, smoking, alcohol, review, 9
- Epidermal growth factor mutation, non-small cell lung cancer, anaplastic lymphoma kinase, cytotoxic chemosensitivity, 3825
- Epidermal growth factor receptor mutation, lung adenocarcinoma, small biopsy, *EGFR*, 3189
- Epidermal growth factor receptor, bevacizumab, *EGFR* mutation, non-small cell lung cancer, progression-free survival, S-1, 7467
- Epidermal growth factor receptor, oral cancer, review, 1547
- Epidermal growth factor, hepatocellular carcinoma, liver cancer stem cells, sorafenib, RAS/RAF/MAPK, PKI-587, PI-103, rapamycin, mTOR complex 1, mTOR complex 2, 1709
- Epigenetic transmission, inheritable cancer resistance, S180 sarcoma cells, macrophages, 6315
- Epigenetics, apicidin, capan-1, histone deacetylase inhibitor, HNF4 $\alpha$ , MUC4, pancreatic cancer, phosphatase inhibitor, small-molecule inhibitor library, targeted treatment, 5269
- Epigenetics, breast cancer, cancer, mutation, gene copy number, histone modification, histone deacetylase inhibitors, methylation, de-methylation, oncogene, tumor suppressor genes, metastasis, cancer progenitor cells, breast cancer progression, epithelial-mesenchymal transition (EMT), therapeutics, combination therapy, drug resistance, review, 1071
- Epilarynx, supraglottic cancer, larynx preservation, radiotherapy, 203
- Epirubicin, endometrial cancer, chemotherapy, carboplatin, 3793
- Epithelial cancer, hCG, hCG $\beta$  secretion, CGB, siRNA silencing, *CGBI/2* pseudogenes, carcinoma, CGB spliced variants, CGB type I and type II, 2239
- Epithelial cells, stomach neoplasm, stromal cells, versican, 5613
- Epithelial growth factor, EGF, transforming growth factor  $\beta$ 1, TGF $\beta$ 1, extracellular matrix, ECM,  $\beta$ -catenin, vimentin, E-cadherin, head and neck squamous cell carcinoma, HNSCC, squamous cell cancer, SCC, human papillomavirus, HPV, p16-positive SCC, epithelial-mesenchymal transition, EMT, 7061
- Epithelial ovarian cancer, conventional chemotherapy, histological subtypes, molecular pathway targets, PARP inhibitors, tumour angiogenesis, tyrosine kinase inhibitors, review, 2069
- Epithelial ovarian cancer, platinum based chemotherapy, ERCC1 expression, immunohistochemistry staining, 393
- Epithelial ovarian carcinoma, ovarian sarcoma, case-control study, 7303
- Epithelial-mesenchymal transition (EMT), breast cancer, cancer, mutation, gene copy number, epigenetics, histone modification, histone deacetylase inhibitors, methylation, de-methylation, oncogene, tumor suppressor genes, metastasis, cancer progenitor cells, breast cancer progression, therapeutics, combination therapy, drug resistance, review, 1071
- Epithelial-mesenchymal transition, breast cancer, primary cell culture, EMT, cDNA microarray, 2173
- Epithelial-mesenchymal transition, cancer stem-like cells, cancer cells, sonic hedgehog, 6339
- Epithelial-mesenchymal transition, epithelial growth factor, EGF, transforming growth factor  $\beta$ 1, TGF $\beta$ 1, extracellular matrix, ECM,  $\beta$ -catenin, vimentin, E-cadherin, head and neck squamous cell carcinoma, HNSCC, squamous cell cancer, SCC, human papillomavirus, HPV, p16-positive SCC, EMT, 7061
- Epithelial-mesenchymal transition, FGF9, prostate cancer, VEGF-A, N-cadherin, biochemical recurrence, radical prostatectomy, 695
- Epitope, CD4 T-cell, dendritic cell, fusion cell, *MUC1*, cancer vaccine, 3917
- EPO expression, stage III esophageal cancer, radio-chemotherapy, long-term results, prognostic factors, EPO-R expression, 4351
- Epoetins, chemotherapy, anemia, quality of life, 2325
- EPO-R expression, stage III esophageal cancer, radio-chemotherapy, long-term results, prognostic factors, EPO expression, 4351
- Equol, apoptosis, caspase, mitochondria, cervical cancer cells, 4985
- ER stress response, glioblastoma, hyperoxia, P4HB, chemoresistance, temozolomide, 2957
- ER stress, apoptosis, GRP78, cisplatin, c-Jun, NF- $\kappa$ B, cell cycle, 3493
- Erastin, sorafenib, ferroptosis, 6417
- ERCC1 expression, epithelial ovarian cancer, platinum based chemotherapy, immunohistochemistry staining, 393
- ERCC1 protein, cervical cancer, chemoradiation, cisplatin, immunohistochemistry staining, 401
- ERCC1, cervical adenocarcinoma, cisplatin, 5-FU, chemosensitivity, HCA-1, TCO-2, HCA-1R cells, 107
- ERCC1, non-small cell lung cancer, pancreatic cancer, gemcitabine, cisplatin, DNA repair, XPD, ribonucleotide reductase, review, 435
- ERCC1, NSCLC, prognosis, predictive factor, platinum-based therapy, immunohistochemistry, 3707
- Erdheim-Chester disease, Langerhans' cell histiocytosis, review, 3257



- Erectile function, prostate cancer, laparoscopy, laparoscopic radical prostatectomy, oncologic outcome, functional outcome, biochemical relapse, urinary continence, 2443
- Erlotinib, docetaxel, non-small cell lung cancer, 5649
- Erlotinib, non-small cell lung cancer, chemotherapy, *EGFR*, gefitinib, hepatotoxicity, 5211
- Erlotinib, non-small cell lung cancer, *EGFR* mutation, gefitinib, resistance, phase II study, 1975
- Erlotinib, radiation recall, radiation recall gastritis, pancreatic cancer, 7339
- Erlotinib, tumor marker, CEA, CYFRA 21-1, NSCLC, *EGFR*-TKI, prediction, 3205
- ER-positive, biomarkers, prognosis, MET, HER2-positive, breast cancer, 1227
- Erythrocyte sedimentation rate, cathepsin B, C-reactive protein, glioblastoma, nestin, prognosis, serum biomarkers, 339
- Erythrocytes, cell membranes, fatty acids, lipidomic analysis, colorectal cancer, 4775
- ER- $\alpha$ , WT1, HER2, breast cancer, 1333
- Esophageal adenocarcinoma, esophagogastric adenocarcinoma, gastroesophageal adenocarcinoma, gastric adenocarcinoma, HER2 over-expression, HER2 amplification, central nervous system metastasis, 7357
- Esophageal cancer, <sup>18</sup>F-FAMT PET, chemoradiotherapy, complete response, predictor, 909
- Esophageal cancer, <sup>18</sup>F-FAMT, lymph node metastasis, CRT, 7473
- Esophageal cancer, brain metastases, whole-brain irradiation, overall survival, predictive factors, 6763
- Esophageal cancer, cisplatin, extensive disease, irinotecan hydrochloride, neuroendocrine carcinoma, 5037
- Esophageal cancer, double cancer, triple cancer, multiple primary neoplasm, FDG-PET, 283
- Esophageal cancer, eicosapentaenoic acid, apoptosis, 7145
- Esophageal cancer, endoglin (CD105), CD31, vascular endothelial growth factor, 3431
- Esophageal cancer, esophagectomy, pulmonary complication, minimally invasive surgery, 2399
- Esophageal cancer, ghrelin, tumor progression, 2727
- Esophageal cancer, neoadjuvant radiochemotherapy, squamous cell carcinoma, regression, pCR, radiation dose effect, 7255
- Esophageal cancer, pericardial effusion, dose-volume histogram, chemoradiotherapy, 7389
- Esophageal cancer, radio-chemotherapy, VEGF, *VEGFR*-1, hemoglobin, 5221
- Esophageal cancer, video-assisted thoracoscopic surgery, nonrecurrent inferior laryngeal nerve, aberrant right subclavian artery, 899
- Esophageal sphincter, LINX™, GERD, reflux, laparoscopy, 2341
- Esophageal squamous cell carcinoma, FOXM1, immunohistochemistry, 2427
- Esophageal squamous cell carcinoma, ubiquitin-proteasome pathway, UBCH10, ubiquitin-conjugating enzymes, 955
- Esophageal stenosis, mediastinal lymph node, cervical cancer, recurrence of cervical carcinoma, 363
- Esophagectomy, esophageal cancer, pulmonary complication, minimally invasive surgery, 2399
- Esophagogastric adenocarcinoma, gastroesophageal adenocarcinoma, gastric adenocarcinoma, esophageal adenocarcinoma, HER2 over-expression, HER2 amplification, central nervous system metastasis, 7357
- Esophagogastric junction cancer, recurrence, mediastinal lymph node, 4391
- Esophagogastric junction carcinoma, Siewert type II, gastric tube reconstruction, 915
- Esophagojejunostomy, gastric cancer, TLTG, laparoscopic total gastrectomy, 7227
- Esophagus, carcinosarcoma, oncology, 7455
- Estrogen receptor, cervical cancer, methylation, outcome, survival, 723
- Estrogen receptor, histoculture drug response assay, HDRA, chemotherapeutic agents, inhibition rate (IR), correlation, breast cancer, subtype, progesterone receptor, HER-2, individualized therapy, 7197
- Estrogen receptor, metastatic breast cancer, receptor discordance, 3657
- Estrogen receptor, Vanek's tumor, inflammatory fibroid polyp, androgen receptor, 7203
- Estrogen, apoptosis, breast cancer, caspase, human chorionic gonadotropin (hCG), p53, 1347
- Estrogen, breast cancer, kinin B1 receptor, tissue kallikrein (KLK1), kallikrein-related peptidases, KLK6, KLK10, KLK11, 6925
- Estrogen/ progesterone receptor status, breast cancer liver metastases, liver resection, 5563
- Ethidium bromide, phenothiazines, multidrug resistance, P-glycoprotein, ABCB1, ATP-binding cassette protein B1, rhodamine 123, thioridazine, verapamil, mouse T-lymphoma cell lines, 1737
- Etoposide, thymoma, cisplatin, thymus, radiotherapy, toxicity, 2023
- Everolimus, metastatic renal cell carcinoma, pneumonitis, pulmonary function test, 5723
- Everolimus, metastatic renal cell carcinoma, sunitinib, sorafenib, axitinib, 5643
- Ewing sarcoma, interleukin-2, immune escape, indoleamine-2, 3-dioxygenase, CD137, 6431
- Examiner rating, helplessness, hopelessness, self rating, breast disease, 5677
- Exercise, breast cancer, oncology, quality of life, rehabilitation, BREX, 1193
- Exfoliative cytology, radiotherapy, head and neck cancer, normal tissue toxicity, 837

- Exhaled breath condensate, lung cancer, chemotherapy, 8-isoprostane, 5143
- Exome sequencing, mixed adenoneuroendocrine carcinoma, MANEC, colorectal adenocarcinoma, SMARCA4, autologous stem cell transplantation, high-dose chemotherapy, long-term survival, 5517
- Exosome, prostate cancer, microvesicle, LNCaP, androgen receptor, prostate-specific membrane antigen, 3419
- Exosomes, CD147, malignant melanoma, matrix metalloproteinases, microvesicles, 7091
- Experimental carcinogenesis, oral cancer, hamster cheek pouch, microvasculature, angiogenic switch, angiogenesis, 6381
- Expression, claudins, prognostic factors, renal cell cancer (RCC), 4181
- Expression, melanoma, cell lines, Pcd4, tumor suppressor, Akt signaling pathway, 2315
- Extended pelvic surgery, postoperative complication, intrapelvic bleeding, 3169
- Extended-field radiotherapy, uterine cervical cancer, intensity-modulated radiotherapy, chemotherapy, 4361
- Extensive disease, cisplatin, esophageal cancer, irinotecan hydrochloride, neuroendocrine carcinoma, 5037
- Extracellular matrix, angiogenesis, lectin, tumor growth, wound healing, 3991
- Extracellular matrix, biological markers, colorectal neoplasms, gene expression, tumor markers, 5599
- Extracellular matrix, epithelial growth factor, EGF, transforming growth factor  $\beta$ 1, TGF $\beta$ 1, ECM,  $\beta$ -catenin, vimentin, E-cadherin, head and neck squamous cell carcinoma, HNSCC, squamous cell cancer, SCC, human papillomavirus, HPV, p16-positive SCC, epithelial–mesenchymal transition, EMT, 7061
- Extracutaneous melanoma, human polyomaviruses, mucosal melanoma, TSPyV, MWPyV, HPyV6, HPyV7, HPyV9, 639
- Extra-gastrointestinal stromal tumor, GIST, imatinib mesylate, complete response, 905
- Extrahepatic bile duct cancer, chemoradiotherapy, failure pattern, R2 resection, 6685
- Extrahepatic metastases, breast cancer, liver metastases, surgery, 1281
- Extraneural, ependyoblastoma, neoplasm, rectovaginal space, 819
- Extraspinal involvement, metastatic spinal cord compression, non-small cell lung cancer, survival, prognostic factors, 2503
- Eyelid, basal cell carcinoma, squamous cell carcinoma, angiogenesis, microvascular density, 4977
- EZH2*, primary mediastinal large B-cell lymphoma, NF $\kappa$ B pathway, *MYD88*, *CARD11*, *CD79B*, 5503
- Ezrin, osteosarcoma, signal transduction, phosphoinositides, phospholipase c, plce, gene silencing, 4069
- 5-Fluorouracil, 3'-deoxy-3'-[<sup>18</sup>F]fluorothymidine, positron emission tomography, thymidine kinase, thymidylate synthase, 759
- 5-Fluorouracil, gemcitabine, IFN- $\gamma$ , WT1, PDL1, chemoimmunotherapy, immunomodulation, 6353
- 5-Fluorouracil, pancreatic ductal adenocarcinoma, apoptosis, autophagy, cell death, genistein, 4685
- 5-Fluorouracil, rapamycin, mammalian target of rapamycin, 3329
- 5-FU, advanced-stage breast cancer, metastatic breast cancer, chemotherapy, sodium folinate, 7233
- 5-FU, cervical adenocarcinoma, ERCC1, cisplatin, chemosensitivity, HCA-1, TCO-2, HCA-1R cells, 107
- 5-FU, dihydropyrimidine dehydrogenase deficiency, cardiotoxicity, genetic polymorphisms, raltitrexed, tegafur/uracil, review, 1531
- 5-FU, resistance, head and neck carcinoma, cell cycle, thymidylate synthase, 2907
- 5-FU-based adjuvant chemotherapy, *PTGS2*, *TYMP*, *DPYD*, *TOPO1*, *COX2*, *TYMS*, hierarchical clustering, stage II colorectal cancer, stage III colorectal cancer, 4949
- <sup>18</sup>F-DOPA, medullary thyroid carcinoma, calcitonin, PET, 6647
- <sup>18</sup>F-DOPA, pheochromocytoma, PET, CT, MRI, 791
- <sup>18</sup>F-FAMT PET, <sup>18</sup>F-FDG-PET, specificity, survival, 3623
- <sup>18</sup>F-FAMT PET, chemoradiotherapy, complete response, predictor, esophageal cancer, 909
- <sup>18</sup>F-FAMT, lymph node metastasis, CRT, esophageal cancer, 7473
- <sup>18</sup>F-FDG, malignant melanoma, cell adhesion, neoplasm metastasis, lung, 3845
- <sup>18</sup>F-FDG-PET, <sup>18</sup>F-FAMT PET, specificity, survival, 3623
- <sup>18</sup>F-FDG-PET, breast cancer, docetaxel, neoadjuvant chemotherapy, non-responders, 221
- <sup>18</sup>F-fluorodeoxyglucose positron-emission tomography, biliary tract cancer, recurrence, standardized uptake value, 2551
- Fabry disease, small bowel, bi-refrinent lamellar deposits, calcifications, Crohn-like, 2437
- FACL4, breast cancer, tissue microarrays, 1239
- FACT-B, T-negative breast cancer, capecitabine, metronomic chemotherapy, bone metastasis, brain metastasis, stereotactic radiosurgery, quality of life, 4287
- Failure pattern, extrahepatic bile duct cancer, chemoradiotherapy, R2 resection, 6685
- Familial predisposition, male breast cancer, risk factors, clinical features, histological features, 1291
- FAS, trastuzumab, Pin1, HER2, chemoresistance, 1409
- Fat mass, benign prostatic hyperplasia, glutathione S-transferase, oxidative stress, prostate cancer, aging, 5051
- Fatal effect, pegfilgrastim, acute myeloid leukemia, 6747
- Fatty acids, erythrocytes, cell membranes, lipidomic analysis, colorectal cancer, 4775

- FDG PET, neoadjuvant chemotherapy, response, breast cancer, PET computed tomographic, 4447
- FDG, PET, PET/CT, cancer screening, lung cancer, Japan, 183
- FDG-PET, cervical cancer, endometrial cancer, sensitivity, specificity, SUV, review, 585
- FDG-PET, double cancer, triple cancer, multiple primary neoplasm, esophageal cancer, 283
- FDG-PET, non-small cell lung cancer, SUVmax, lymph node involvement, 805
- Feasibility, bevacizumab, short infusion, 1053
- Febuxostat, tumor lysis syndrome, hyperuricemia, hematological malignancy, chemotherapy, 7287
- Fecal occult blood test, cancer screening, gene profiling, colorectal cancer, fecal RNA, DNA microarray, 169
- Fecal RNA, cancer screening, gene profiling, colorectal cancer, fecal occult blood test, DNA microarray, 169
- Ferroptosis, sorafenib, erastin, 6417
- Fertility preservation, ovarian cancer, network FertiPROTEKT, 3851
- Fertility-sparing surgery, granulosa cell tumor, recurrence, prognosis, cytoreduction, 1001
- FGF9, prostate cancer, VEGF-A, N-cadherin, epithelial-mesenchymal transition, biochemical recurrence, radical prostatectomy, 695
- FGFR, urothelial carcinoma, CEP11981, tyrosine kinase inhibitor, angiopoietin/TIE2, *VEGFR*, 3377
- Fibroadenoma, survivin, breast, phyllodes tumors, nucleus, 1251
- Fibroma of tendon sheath, cytogenetics, collagenous fibroma, desmoplastic fibroblastoma, 11q, 5159
- Fibula, vascularized bone graft, hypertrophy, creeping substitution, revascularization, vascularized bone marrow transplantation, review, 2701
- Fine and soft applicator, intracavitary brachytherapy, endometrial cancer, image-based brachytherapy, 2537
- Fine cell structure, 2-aminotropones, QSAR analysis, cytotoxicity, anti-UV activity, 1743
- First-line therapy, HER2-positivity, metastatic breast cancer, S-1, trastuzumab, 3583
- First-line, bevacizumab, triple-negative breast cancer, observational study, 1275
- Flavonoids, *Dendrobium ellipsophyllum*, bibenzyls, anti-metastasis, cytotoxicity, anoikis, lung cancer, 6573
- FLT1, VEGF, vascular endothelial growth factor receptors, *VEGFR1*, *VEGFR2*, KDR, dimerization, BIFC, FRET, 2123
- Fluorescent *in situ* hybridization, anaplastic lymphoma kinase, crizotinib, immunohistochemistry, malignant mesothelioma, targeted therapy, 2589
- Fluorescent *in situ* hybridization, chromosome aberrations, aneuploidy, gene amplification, sarcoma, 7119
- Fluorodeoxyglucose, TTF1, lung cancer prognosis, 2467
- Fluorouracil, colorectal liver metastases, hepatic resection, chemotherapy, oxaliplatin, leucovorin, bevacizumab, 6655
- Fluorouracil, MMP-2, MMP-14, head and neck squamous cell carcinoma, docetaxel, 4929
- FN13762 rat breast carcinoma, reproducibility, histogram, texture, intravoxel incoherent motion, diffusion-weighted MRI, 2135
- Focal adhesion kinase, colorectal cancer, TNS4 (CTEN), prognosis, 3969
- Focal adhesion, benzimidazole, celecoxib, COX-2, sulfasalazine, PC3, MDA-PCa 2b, prostate cancer, docking, 4755
- Focal up-regulation, colorectal adenomas, p53, invasive carcinoma, 6973
- Focal-adhesion kinase H23 cells, ouabain, cancer metastasis, cell detachment, lung cancer, ATP-dependent tyrosine kinase, 2231
- Folate receptor, <sup>68</sup>Ga-NOTA-folate, <sup>68</sup>Ga PET radiopharmaceuticals, ovarian cancer, 6547
- FOLFIRI regimen, chemotherapy, metastatic colorectal cancer, *UGT1A1*, phase II study, 195
- FOLFIRI, colorectal cancer, irinotecan, Japanese patients, phase I, 2029
- FOLFIRI, colorectal cancer, *KRAS*, cetuximab, Japanese, 1967
- Follicular lymphoma, early stage, radiotherapy, rituximab, 6701
- Follicular lymphoma, microRNAs, *BCL2*, *BCL6*, 2105
- Follow-up, soft tissue sarcomas, surgery, radiotherapy, chemotherapy, limb perfusion, metastatic disease, review, 5251
- Fondaparinux, economic comparison, gynecological malignancy, post-operative, prophylaxis, short duration, UFH, VTE, 3589
- Formamidinodaunorubicins, cell cycle, daunorubicin, DNA strand breaks, mitotic catastrophe, programmed cell death, 7151
- Formyl peptide receptor 1, gastric cancer, tumor progression, survival, annexin A1, 2223
- Forodesine, deoxyguanosine, nelarabine, ara-G, ara-GTP, leukemia, 4885
- FOXA1, apocrine breast carcinoma, AR, PSA, 1261
- FOXMI, esophageal squamous cell carcinoma, immunohistochemistry, 2427
- Fractal dimension, mammary gland, MMTV-cNeu, left-right asymmetry, neoplasia, 1171
- Fractionated irradiation, non-small cell lung cancer, radioresistance, cDNA microarrays, 4939
- Fractionated radiotherapy, breast radiotherapy, irregular surface compensator, irradiation technique, 3563
- Fractionated stereotactic radiotherapy, prolactinoma, atypical adenoma, giant adenoma, hydrocephalus, 2509

- Fractionation regimen, spinal cord compression from metastatic cancer, elderly patients, in-field recurrence, re-irradiation, 2555
- Fractionation, radiotherapy, bone metastases, pain, rapid-onset opioids, 1011
- Free radicals, cytochrome C, vitamin C, radiation survival, MCF-7 cells, 1343
- Free radicals, dihydroartemisinin, sodium salicylate, Molt-4 cells, iron, 3399
- FRET, VEGF, vascular endothelial growth factor receptors, *VEGFR1*, *FLT1*, *VEGFR2*, *KDR*, dimerization, BIFC, 2123
- Frozen autograft, metastasis, bone, cancer, reconstruction, 5569
- Fullerenes, ultrasound, nanomedicine, sonodynamic therapy, membrane lipid peroxidation, sarcoma 180, reactive oxygen species, 6481
- Functional outcome, metastatic spinal cord compression, pancreatic cancer, radiotherapy, survival, 3727
- Functional outcome, prostate cancer, laparoscopy, laparoscopic radical prostatectomy, oncologic outcome, biochemical relapse, urinary continence, erectile function, 2443
- Functionalized hafnium oxide, metals, local cancer treatment, nanoparticle radioenhancer, review, 443
- Fusion cell, CD4 T-cell, dendritic cell, epitope, *MUC1*, cancer vaccine, 3917
- Fusion protein, IL-2, MK-1, single-chain variable fragment, tumor-associated antigen, 3937
- Fusion protein, IL2, single-chain variable fragment, tumor-associated antigen, 3925
- Fusion proteins, TRK-fused gene, tumorigenesis, cancer, review, 1595
- Future liver remnant volume, colorectal liver metastases, portal vein embolisation, haematopoietic stem cells, 7279
- <sup>68</sup>Ga PET radiopharmaceuticals, folate receptor, <sup>68</sup>Ga-NOTA-folate, ovarian cancer, 6547
- <sup>68</sup>Ga-NOTA-folate, folate receptor, <sup>68</sup>Ga PET radiopharmaceuticals, ovarian cancer, 6547
- G0/G1 arrest, apoptosis, breast cancer, nobiletin, triple-negative, 1785
- G1 cell cycle arrest, cucurbitacin D, *Ecbalium elaterium*, lung cancer, NSCLC-N6, gene expression, CDK1, apoptosis, 4797
- G2 checkpoint, mTOR, radiosensitization, SCC4 cells, 2927
- G2/M arrest, tanshinone IIA, gastric carcinoma AGS cells, MAPK, 7097
- Gadolinium, MRI, PET, contrast agent, *in vitro*, *in vivo*, self-assembled nanoparticles, 49
- Galectin-1, galectin-3, mammary tumours, vessel invasion, metastasis, canine, 2211
- Galectin-3, galectin-1, mammary tumours, vessel invasion, metastasis, canine, 2211
- Gallbladder cancer, curability, gemcitabine (GEM), adjuvant chemotherapy, 3125
- Gallbladder cancer, postoperative radiotherapy, chemotherapy, 5621
- Gamma-linolenic acid, glioma, ruthenium, apoptosis, proliferation, 1901
- Garlic constituents, tumor-associated macrophages, monocyte chemotactic protein-1, diallyl disulfide, 2763
- Gastrectomy, early gastric cancer, primary biliary cirrhosis, liver transplantation, coagulopathy, 4307
- Gastrectomy, gastric cancer, R1, positive margins, resection line involvement, microscopic residual disease, 6283
- Gastric adenocarcinoma, AID, PKCi, 995
- Gastric adenocarcinoma, esophagogastric adenocarcinoma, gastroesophageal adenocarcinoma, esophageal adenocarcinoma, HER2 over-expression, HER2 amplification, central nervous system metastasis, 7357
- Gastric adenocarcinoma, intestinal type, carcinogenesis, aCGH, 6405
- Gastric adenocarcinoma, STMN1, AID, PKCi, 4217
- Gastric cancer, ACP5, peritoneal dissemination, 3425
- Gastric cancer, adjuvant therapy, chemoradiation, S-1, 6585
- Gastric cancer, carcinoembryonic antigen, Glasgow Prognostic Score, inflammation-based prognostic system, systemic inflammatory response, 7219
- Gastric cancer, caveolin-1, genotype, polymorphism, 2263
- Gastric cancer, chemotherapy, gastrointestinal toxicity, histamine H2 receptor antagonist, 7297
- Gastric cancer, circulating tumor cells, colorectal cancer, PCR, CK19, CK20, *EGFR*, 3083
- Gastric cancer, cyclin D1, genotype, polymorphism, Taiwan, 4963
- Gastric cancer, D2-40, podoplanin, immunohistochemistry, prognostic marker, 3113
- Gastric cancer, DNA methylation, surrogate tissue, peripheral blood leukocyte, SIRPH, 5381
- Gastric cancer, esophagojejunostomy, TLTG, laparoscopic total gastrectomy, 7227
- Gastric cancer, formyl peptide receptor 1, tumor progression, survival, annexin A1, 2223
- Gastric cancer, gastrectomy, R1, positive margins, resection line involvement, microscopic residual disease, 6283
- Gastric cancer, gastric lymphoma, mucosal-associated lymphoid tissue lymphoma, synchronous gastric neoplasia, 5067
- Gastric cancer, HER2, heterogeneity, trastuzumab, neoadjuvant chemotherapy, 867
- Gastric cancer, high-sensitivity Glasgow prognostic score, surgery, C-reactive protein, albumin, 5695
- Gastric cancer, HIPEC, prophylaxis, 2019
- Gastric cancer, human epidermal growth factor receptor-2 (HER2), immunohistochemistry (IHC), 4207
- Gastric cancer, inhibin beta A, prognostic factor, 2303

- Gastric cancer, intranodal lymphangiogenesis, tumor-associated neutrophils, 7129
- Gastric cancer, irinotecan, paclitaxel, S-1, phase II study, 851
- Gastric cancer, laparoscopic proximal gastrectomy, gastric tube, motility, 4293
- Gastric cancer, *miR-139*, *miR-129*, HER2, breast cancer, 3807
- Gastric cancer, pertuzumab, solid tumors, prostate cancer, NSCLC, ovarian cancer, colorectal cancer, review, 1483
- Gastric cancer, PGD2, DP, PPAR $\gamma$ , 2771
- Gastric cancer, polymorphism, microRNA, chemotherapy, *Hsa-mir-499*, rs3746444, 5199
- Gastric cancer, polymorphisms, SNP, cytokine, interleukin, interaction, 3523
- Gastric cancer, prediction of lymph node metastasis, linear discriminant analysis, 4471
- Gastric cancer, prognostic nutritional index, total gastrectomy, 4223
- Gastric cancer, PROX1, immunohistochemistry, RNAscope, 3439
- Gastric cancer, *PSCA*, *PLCE1*, *MUC1*, SNP, gene polymorphism, gastritis, 7167
- Gastric cancer, radical gastrectomy, statin therapy, 355
- Gastric cancer, tissue microarray, Hif-1 alpha, Glut-1, 3313
- Gastric cancer, trastuzumab, chemotherapy, 301
- Gastric cancer, trastuzumab, chemotherapy, refractory, ramucirumab, targeted therapy, 3695
- Gastric cancer, ultrasonography, computed tomography, HER2-positive gastric adenocarcinoma, 5083
- Gastric cancer, VEGFC, lymphangiogenesis, lymphatic vessel density, lymph node metastasis, 3911
- Gastric cancer, WAVE2, lymph node metastasis, ROCK, 2185
- Gastric cancer, ZNF217, 4813
- Gastric carcinoma AGS cells, tanshinone IIA, MAPK, G2/M arrest, 7097
- Gastric carcinoma, CXCL12, CXCR4, immunohistochemistry, 4051
- Gastric lymphoma, gastric cancer, mucosal-associated lymphoid tissue lymphoma, synchronous gastric neoplasia, 5067
- Gastric resection, palliative gastrectomy, stage IV gastric cancer, review, 2079
- Gastric tube reconstruction, esophagogastric junction carcinoma, Siewert type II, 915
- Gastric tube, laparoscopic proximal gastrectomy, motility, gastric cancer, 4293
- Gastric, serrated, adenoma, carcinoma, 3007
- Gastritis, *PSCA*, *PLCE1*, *MUC1*, SNP, gene polymorphism, gastric cancer, 7167
- Gastroenteropancreatic, neuroendocrine tumor, biomarker, chromogranin A, tumor response, 5661
- Gastroesophageal adenocarcinoma, esophagogastric adenocarcinoma, gastric adenocarcinoma, esophageal adenocarcinoma, HER2 over-expression, HER2 amplification, central nervous system metastasis, 7357
- Gastrointestinal stromal cell tumor (GIST), hepatitis B, reactivation, imatinib, 3629
- Gastrointestinal stromal tumor, GIST, prognosis, risk of recurrence, 4267
- Gastrointestinal stromal tumor, GIST, tumors of intestines, treatment of GIST, imatinib, 2547
- Gastrointestinal stromal tumor, GIST, tumors of intestines, treatment of GIST, neurofibromatosis type 1, 5609
- Gastrointestinal stromal tumor, imatinib mesylate, second-line therapy, sunitinib, 5029
- Gastrointestinal stromal tumor, pathological complete response, imatinib mesylate, 6617
- Gastrointestinal stromal tumor, STAM2, KIT (CD117), immunohistochemistry, 2291
- Gastrointestinal toxicity, chemotherapy, gastric cancer, histamine H2 receptor antagonist, 7297
- Gastrointestinal tumors, Wnt pathway, pancreatic cancer, 5375
- GBM, glioblastoma, elderly patients, radiotherapy, chemotherapy, geriatric assessment, 4281
- Gc protein-derived macrophage activating factor, oleic acid, nitric oxide, macrophages, human cancer, vitamin D, 3569
- GDF9, growth differentiation factor-9, cellular adhesion, migration, invasion, growth, clear-cell renal cell carcinoma, 6515
- Gefitinib, afatinib, dialysis, hemodialysis, *EGFR*-TKI, renal failure, NSCLC, 3185
- Gefitinib, malignant gliomas, *EGFR* signaling, PiT-1, 6527
- Gefitinib, non-small cell lung cancer, chemotherapy, *EGFR*, erlotinib, hepatotoxicity, 5211
- Gefitinib, non-small cell lung cancer, *EGFR* mutation, resistance, erlotinib, phase II study, 1975
- Gefitinib, lung cancer, NSCLC, hemodialysis, bone metastasis, 319
- GemCap, metastatic colorectal cancer, cell-free DNA, plasma, 845
- Gemcitabine (GEM), gallbladder cancer, curability, adjuvant chemotherapy, 3125
- Gemcitabine, 5-fluorouracil, IFN- $\gamma$ , WT1, PDL1, chemoimmunotherapy, immunomodulation, 6353
- Gemcitabine, active hexose-correlated compound, heat-shock protein 27, pancreatic cancer, 141
- Gemcitabine, bevacizumab, neoadjuvant therapy, pancreatic cancer, resectability, 2377
- Gemcitabine, breast cancer, silibinin, silimarin, vitamin E, hepatic failure, chemotherapy, carboplatin, Legasil®, 4323
- Gemcitabine, liver metastasis from pancreatic cancer, chemotherapy, hepatectomy, 2417

- Gemcitabine, non-small cell lung cancer, pancreatic cancer, cisplatin, DNA repair, ERCC1, XPD, ribonucleotide reductase, review, 435
- Gemcitabine, pancreatic cancer, congestive heart failure, nab-paclitaxel, 7267
- Gemcitabine, pharmacogenomic, lung cancer chemotherapy, polymorphism patents, cisplatin, taxanes, pemetrexed, vinorelbine, 5241
- Gemcitabine, RX-3117, cytidine analog, drug resistance, cancer, 6951
- Gemcitabine, SOX2, AHCC, pancreatic cancer, heat-shock protein-27, 4807
- Gemcitabine, treosulfan, pancreatic cancer, 1779
- Gemtuzumab ozogamicin, olaparib, DNA repair, acute myeloid leukemia, HL-60 cells, 5487
- Gender differences, lung cancer, brain metastasis, peritumoral edema, immunohistochemistry, CD44v6, caspase, smoking, 5593
- Gene amplification, chromosome aberrations, aneuploidy, sarcoma, fluorescent *in situ* hybridization, 7119
- Gene copy number, breast cancer, cancer, mutation, epigenetics, histone modification, histone deacetylase inhibitors, methylation, de-methylation, oncogene, tumor suppressor genes, metastasis, cancer progenitor cells, breast cancer progression, epithelial-mesenchymal transition (EMT), therapeutics, combination therapy, drug resistance, review, 1071
- Gene expression profiling, kidney cancer, S100A8, docking, anticancer target, Saudi Arabia, 1873
- Gene expression, biological markers, colorectal neoplasms, extracellular matrix, tumor markers, 5599
- Gene expression, breast cancer, invasive ductal carcinoma, histological grade, MMPs, MMP-9, Saudi Arabia, 1355
- Gene expression, cucurbitacin D, *Ecbalium elaterium*, lung cancer, NSCLC-N6, G1 cell cycle arrest, CDK1, apoptosis, 4797
- Gene expression, radiation, cell cycle checkpoint, cell death, mitotic catastrophe, 3875
- Gene polymorphism, IL6, HPV, E6/E7, 3501
- Gene polymorphism, *PSCA*, *PLCE1*, *MUC1*, SNP, gastric cancer, gastritis, 7167
- Gene profiling, cancer screening, colorectal cancer, fecal RNA, fecal occult blood test, DNA microarray, 169
- Gene silencing, osteosarcoma, ezrin, signal transduction, phosphoinositides, phospholipase c, plce, 4069
- Gene therapy, cancer, molecular chaperones, HSP27, glioblastoma, 4915
- Gene therapy, cytotherapy, mesenchymal stem cells, glioblastoma, 729
- Genetic epidemiology, UADT cancer, DNA repair, smoking, alcohol drinking, 3217
- Genetic polymorphism, TNF- $\alpha$ , cervical intraepithelial neoplasia, 373
- Genetic polymorphisms, 5-FU, dihydropyrimidine dehydrogenase deficiency, cardiotoxicity, raltitrexed, tegafur/uracil, review, 1531
- Genetics of cancer, metastatic breast cancer, long-term survival, coexistent diseases, prognostic factors, 5637
- Genetics, chronic lymphocytic leukemia, CLL, second cancer, 2311
- Genistein, pancreatic ductal adenocarcinoma, apoptosis, autophagy, cell death, 5-fluorouracil, 4685
- Genome-wide association studies, lung adenocarcinoma, squamous cell carcinoma, smoking habit, second-hand smoke, never smoker, xenobiotic genes, tumor-suppressor genes, obesity, metabolic syndrome, review, 5229
- Genotype, breast cancer, carcinogenesis, COX-2, polymorphism, Taiwan, 6711
- Genotype, breast cancer, carcinogenesis, *MTHFR*, polymorphism, Taiwan, 4109
- Genotype, carcinogenesis, oral cancer, polymorphism, XRCC3, 2951
- Genotype, caveolin-1, gastric cancer, polymorphism, 2263
- Genotype, *COX2*, polymorphism, renal cell carcinoma, Taiwan, 5481
- Genotype, cyclin D1, gastric cancer, polymorphism, Taiwan, 4963
- Genotype, polymorphism, interleukin-10, lung cancer, smoking, Taiwan, 7039
- Genotype, polymorphism, lung cancer, smoking, Taiwan, XRCC7, 7001
- GERD, LINX™, reflux, esophageal sphincter, laparoscopy, 2341
- Geriatric assessment, glioblastoma, GBM, elderly patients, radiotherapy, chemotherapy, 4281
- Geriatric patients, palliative radiotherapy, comorbidity, age, octogenarians, prognostic factors, 6641
- Gerson's regime, cancer diet, patient counseling, raw food diet, alkaline diet, macrobiotics, Breuss cure, Budwig diet, ketogenic diet, review, 39
- Ghrelin, esophageal cancer, tumor progression, 2727
- Giant adenoma, prolactinoma, atypical adenoma, fractionated stereotactic radiotherapy, hydrocephalus, 2509
- Giant adrenal tumor, adrenalectomy, radical surgery, 5087
- Giant cell tumor, imaging, osteosarcoma, patella, case report, 2541
- GIST, extra-gastrointestinal stromal tumor, imatinib mesylate, complete response, 905
- GIST, gastrointestinal stromal tumor, prognosis, risk of recurrence, 4267
- GIST, gastrointestinal stromal tumor, tumors of intestines, treatment of GIST, imatinib, 2547
- GIST, gastrointestinal stromal tumor, tumors of intestines, treatment of GIST, neurofibromatosis type 1, 5609
- Glasgow prognostic score, albumin, C-reactive protein, non-small cell lung cancer, prognosis, postoperative, 3137

- Glasgow prognostic score, biliary stent, mGPS, stent patency, unresectable malignant biliary obstruction, 3617
- Glasgow Prognostic Score, carcinoembryonic antigen, gastric cancer, inflammation-based prognostic system, systemic inflammatory response, 7219
- Glasgow prognostic score, stage IV gastric cancer, palliative gastrectomy, 3131
- Gleason score, prostate cancer, radical prostatectomy, 5585
- Glioblastoma cells, radiosensitivity, retinoic acid, thalidomide, 1885
- Glioblastoma multiforme, blood-brain barrier, progesterone receptor antagonist, progesterone-induced blocking factor, 2385
- Glioblastoma, cancer, molecular chaperones, gene therapy, HSP27, 4915
- Glioblastoma, cathepsin B, C-reactive protein, erythrocyte sedimentation rate, nestin, prognosis, serum biomarkers, 339
- Glioblastoma, cytotherapy, gene therapy, mesenchymal stem cells, 729
- Glioblastoma, GBM, elderly patients, radiotherapy, chemotherapy, geriatric assessment, 4281
- Glioblastoma, hyperoxia, ER stress response, P4HB, chemoresistance, temozolomide, 2957
- Glioblastoma, *IDH1* gene, glioma, astrocytoma, senescence, 3D cell culture, 2859
- Glioblastoma, temozolomide, JNK, p38, Akt, cytotoxicity, 5509
- Glioblastoma, WT1, apoptosis, tumorigenicity, 61
- Glioma stem-like cells, synchrotron radiation, cisplatin, radiochemotherapy, 5351
- Glioma, ecto-5' nucleotidase, monastrol, LaSOM 63, 1837
- Glioma, gamma-linolenic acid, ruthenium, apoptosis, proliferation, 1901
- Glioma, *IDH1* gene, glioblastoma, astrocytoma, senescence, 3D cell culture, 2859
- Global methylation, *LINE1*, WBC DNA, 2985
- Glucan, organic selenium, cancer, lung cancer, immunity, breast cancer, 6939
- Glucan, resveratrol, vitamin C, *Astragalus*, *Echinacea*, cancer, immunity, natural immunomodulators, 2275
- GLUT1, *KRAS* mutations, PET/CT, colorectal cancer, SUVmax, 2571
- Glut-1, tissue microarray, gastric cancer, Hif-1 alpha, 3313
- Glutamine metabolism, *EGFR*-TKI resistance, metabolomics, copy-number alteration, *MYC*, non-small cell lung cancer, 2779
- Glutathione S-transferase, benign prostatic hyperplasia, fat mass, oxidative stress, prostate cancer, aging, 5051
- Glutathione, anticancer activity, human non-small cell lung adenocarcinoma cells, 1-methyl-4-phenylpyridinium ion, selectivity index, 5447
- Glycodelin, lipocalin, immunosuppression, breast cancer, review, 1079
- Glycosylation, apoptosis, differentiation, lectin, malignancy, sialylation, 5429
- Glycosylation, human xenografts, urothelial cancer, drug testing, animal models, sialyl-Tn, 735
- Gold, cancer, metal complexes, proteasome, apoptosis, inorganic compounds, review, 487
- Gorlin-Goltz syndrome, nevoid basal cell carcinoma syndrome, *Ponticulus posticus*, arcuate foramen, atlanto-occipital ligament, calcification, lateral Ground-glass nodule, pulmonary resection, lung cancer, 7401
- Goshajinkigan, peripheral neuropathy, nab-paclitaxel, compression therapy, 4213
- GPCRs, Kiss-1, GPR54, AXOR12, breast cancer, 1401
- GPR34, lysophosphatidylserine, colorectal cancer, chemotactic migration, 5465
- GPR54, Kiss-1, AXOR12, GPCRs, breast cancer, 1401
- Granulocyte-colony stimulating factor, breast cancer, chemotherapy, elderly patients, guidelines, gynaecological cancers, 5007
- Granulosa cell tumor, recurrence, prognosis, cytoreduction, fertility-sparing surgery, 1001
- Greek patients, HPV, oral cavity squamous cell carcinoma, oral tongue squamous cell carcinoma, 1021
- Green fluorescent protein,  $\alpha$ M $\beta$ 2 integrin, Mac-1, leukemia, lymphoma, bioactive peptide, xenograft, 645
- Growth differentiation factor-9, GDF9, cellular adhesion, migration, invasion, growth, clear-cell renal cell carcinoma, 6515
- Growth factors, pancreatic cancer, nuclear receptors, tumor cells, 6897
- Growth inhibition, mesenchymal stem cell, T-cell lymphoma, cytotherapy, 4839
- Growth, growth differentiation factor-9, GDF9, cellular adhesion, migration, invasion, clear-cell renal cell carcinoma, 6515
- GRP78, apoptosis, ER stress, cisplatin, c-Jun, NF- $\kappa$ B, cell cycle, 3493
- GTPs, LTPs, precancerous lesions, proliferation, DNA damage, 683
- Guidelines, breast cancer, chemotherapy, elderly patients, granulocyte-colony stimulating factor, gynaecological cancers, 5007
- Gynaecological cancers, breast cancer, chemotherapy, elderly patients, granulocyte-colony stimulating factor, guidelines, 5007
- Gynecological cancer, brachytherapy, high dose rate, late vaginal mucosal reaction, 4433
- Gynecological cancer, retinol, ovarian tumor, apoptosis, retinol binding protein, 3303
- Gynecological malignancies, endometrial cancer, brain metastasis, neurophobic tumor, 249

- Gynecological malignancies, quality-adjusted life years, health utilities, cost-benefit analysis, health economics, breast carcinoma, 829
- Gynecological malignancy, economic comparison, fondaparinux, post-operative, prophylaxis, short duration, UFH, VTE, 3589
- 8-hydroxyquinoline, monofunctional platinum, drug combination, drug resistance, ovarian cancer, 7077
- 25-Hydroxyvitamin D, vitamin D, 25-dihydroxyvitamin D, cardiovascular disease, vascular calcification, review, 4641
- <sup>1</sup>H NMR metabolomics, crude drugs, cytotoxicity, 4117
- Haematopoietic stem cells, colorectal liver metastases, future liver remnant volume, portal vein embolisation, 7279
- Hamster cheek pouch, experimental carcinogenesis, oral cancer, microvasculature, angiogenic switch, angiogenesis, 6381
- HBO, pancreaticoduodenectomy, hyperbaric, pre-conditioning, surgery, 2899
- HCA-1, cervical adenocarcinoma, ERCC1, cisplatin, 5-FU, chemosensitivity, TCO-2, HCA-1R cells, 107
- HCA-1R cells, cervical adenocarcinoma, ERCC1, cisplatin, 5-FU, chemosensitivity, HCA-1, TCO-2, 107
- HCC, clinical features, hepatocellular carcinoma, prolonged survival, long-term survivors, prognosis, anti-angiogenic targeted therapy, sorafenib, 1047
- HCG, hCG $\beta$  secretion, CGB, siRNA silencing, *CGBI/2* pseudogenes, epithelial cancer, carcinoma, CGB spliced variants, CGB type I and type II, 2239
- HCG $\beta$  secretion, hCG, CGB, siRNA silencing, *CGBI/2* pseudogenes, epithelial cancer, carcinoma, CGB spliced variants, CGB type I and type II, 2239
- HCRT, rectal cancer, hyperthermochemoradiation therapy, tumor response, 3141
- HCT116 cells, light-emitting diode, colon cancer, HT29, 4709
- HCT116, colorectal cancer, indolizine derivatives, cytotoxicity, HT-29 and RKO cell lines, cell cycle, 1673
- HDAC inhibitor, bone cement, PMMA, valproic acid, SAHA, local therapy, 6459
- HDAC inhibitors, PARP inhibitors, PJ34, vorinostat, apoptosis, cell cycle, leukemia cell lines, 1849
- HDRA, histoculture drug response assay, chemotherapeutic agents, inhibition rate (IR), correlation, breast cancer, subtype, estrogen receptor, progesterone receptor, HER-2, individualized therapy, 7197
- HE4, endometrial cancer, tumor markers, CA125, 327
- Head and neck cancer, celecoxib, endoplasmic reticulum stress response, *COX2*, 1731
- Head and neck cancer, comorbidity, elderly, Charlson comorbidity index, survival, 5543
- Head and neck cancer, concurrent chemoradiotherapy, mucositis, recommended dose, S-1, 209
- Head and neck cancer, electrochemotherapy, bleomycin, palliation/palliative care, quality of life, 967
- Head and neck cancer, HPV, hypoxia, radiosensitivity, 6297
- Head and neck cancer, induction chemotherapy, human papillomavirus, docetaxel, 5709
- Head and neck cancer, radiotherapy, exfoliative cytology, normal tissue toxicity, 837
- Head and neck cancer, stereotactic radiotherapy, CyberKnife, boost therapy, 5755
- Head and neck cancer, TPF, IAIC, 3765
- Head and neck carcinoma, 5-FU, resistance, cell cycle, thymidylate synthase, 2907
- Head and neck squamous cell carcinoma, epithelial growth factor, EGF, transforming growth factor  $\beta$ 1, TGF $\beta$ 1, extracellular matrix, ECM,  $\beta$ -catenin, vimentin, E-cadherin, HNSCC, squamous cell cancer, SCC, human papillomavirus, HPV, p16-positive SCC, epithelial–mesenchymal transition, EMT, 7061
- Head and neck squamous cell carcinoma, MMP1, MMP2, MMP9, serum tumor marker, oropharyngeal, laryngeal, hypopharyngeal cancer, 7431
- Head and neck squamous cell carcinoma, MMP-2, MMP-14, docetaxel, fluorouracil, 4929
- Head and neck squamous cell carcinomas, HPV, laryngeal cancer, oropharyngeal cancer, 5749
- Head and neck, carcinoma, treatment, recurrence, second malignancy tumours, histopathology, surgery, radiotherapy, survival, surveillance, 6593
- Head neck cancer, botulinum toxin, hypersalivation, salivary glands, salivary fistula, dysphagia, 6627
- Head neck squamous cell carcinoma, Ad-p53 gene therapy, LAK immunotherapy, TNF-a, 3365
- Health economics, quality-adjusted life years, health utilities, cost-benefit analysis, breast carcinoma, gynecological malignancies, 829
- Health utilities, quality-adjusted life years, cost-benefit analysis, health economics, breast carcinoma, gynecological malignancies, 829
- Healthy volunteers, navitoclax, Bcl-2 inhibitor, phase 1 clinical trials, safety risk evaluation and management, 3739
- Heat shock proteins, HSPA2, immunohistochemistry, NSCLC, prognosis, 2833
- Heat-shock protein 27, active hexose-correlated compound, pancreatic cancer, gemcitabine, 141
- Heat-shock protein HSPB1, prostate cancer, oncogenesis, microRNA *miR-1*, 3475
- Heat-shock protein-27, SOX2, AHCC, pancreatic cancer, gemcitabine, 4807
- Hedgehog signaling pathway, pancreatic cancer, Sonic Hedgehog, metformin, 1765
- HEDGEHOG*, acute myeloid leukaemia, NOTCH, JAGGED, WNT, review, 6259



- HeLa cells, oxygen-rich environment, artesunate, *in vitro* study, hypoxia, 7055
- Helical Computed Tomography (CT), liver, neoplasm, Multidetector row CT (MDCT), triphasic technique, split-bolus technique, oncology, 4335
- Helical tomotherapy, hypofractionated radiation therapy, prone treatment position, supine treatment position, 3D conformal radiation therapy, 1233
- Helplessness, hopelessness, self rating, examiner rating, breast disease, 5677
- Hematological malignancy, tumor lysis syndrome, febuxostat, hyperuricemia, chemotherapy, 7287
- Hematopoietic stem cell transplantation, bile duct cancer, carcinogenesis, secondary malignancies, 3789
- Hematopoietic stem cell transplantation, oral mucositis, pain, polaprezinc, high-dose chemotherapy, radiotherapy, 7271
- Heme oxygenase, NRF2, xenograft, oxidative stress, blue light, 6305
- Hemodialysis, afatinib, gefitinib, dialysis, *EGFR*-TKI, renal failure, NSCLC, 3185
- Hemodialysis, lung cancer, NSCLC, gefitinib, bone metastasis, 319
- Hemoglobin, radio-chemotherapy, esophageal cancer, VEGF, *VEGFR-1*, 5221
- Hemorrhage, large B-cell lymphoma, primary mediastinal, stomach, 6717
- Hemostasis, desmopressin, vasopressin, peptide analog, metastasis, breast cancer, 4761
- Hemostasis, histidine-rich glycoprotein, innate immunity, macrophage, tumor microenvironment, review, 593
- Heparanase, breast cancer, lymph nodes, tumor grade, 2797
- Heparanase, heparin, VEGF, choriocarcinoma, proliferation, PCR, 7071
- Heparin, VEGF, choriocarcinoma, heparanase, proliferation, PCR, 7071
- Hepatectomy, liver metastasis from pancreatic cancer, chemotherapy, gemcitabine, 2417
- Hepatectomy, preoperative score, blood transfusion, hepatocellular carcinoma, 313
- Hepatic failure, breast cancer, silibinin, silimarin, vitamin E, chemotherapy, carboplatin, gemcitabine, Legasil®, 4323
- Hepatic lesions, *N*-Nitrosodiethylamine (DEN), mice, histology, carcinogenesis, 7029
- Hepatic metastasis, melanoma, liver resection, multimodal therapy, survival, case-control study, 6633
- Hepatic resection, colorectal liver metastases, chemotherapy, oxaliplatin, fluorouracil, leucovorin, bevacizumab, 6655
- Hepatic resection, induction chemotherapy, colorectal liver metastases, carcinoembryonic antigen, 5529
- Hepaticojejunostomy, liver metastasis, radioembolization, biliodigestive anastomosis, bilioenteric anastomosis, complications, liver abscess, 4315
- Hepatitis B virus, breast cancer, chemotherapy, hepatitis C virus, 3715
- Hepatitis B, gastrointestinal stromal cell tumor (GIST), reactivation, imatinib, 3629
- Hepatitis C virus, breast cancer, chemotherapy, hepatitis B virus, 3715
- Hepatocellular carcinoma, acriflavine, Mahlavu, 3549
- Hepatocellular carcinoma, alpha fetoprotein, surgical resection, herbal drugs, chemo and radiotherapy for HCC, review, 1563
- Hepatocellular carcinoma, apelin, APJ, arteriogenesis, angiogenesis, 5313
- Hepatocellular carcinoma, bile duct tumor thrombus, prognostic significance, resection, 4367
- Hepatocellular carcinoma, Child-Pugh C, overall survival, non-transplant therapies, best supportive care, 3039
- Hepatocellular carcinoma, CKD-516, tubulin-binding agents, vascular-disrupting agent, doxorubicin, 1715
- Hepatocellular carcinoma, clinical features, HCC, prolonged survival, long-term survivors, prognosis, anti-angiogenic targeted therapy, sorafenib, 1047
- Hepatocellular carcinoma, curcumin, vasculogenic mimicry, antimetastatic, natural products, 1857
- Hepatocellular carcinoma, disease-free survival, overall survival, clinical, pathological, surgical, 3093
- Hepatocellular carcinoma, lipiodol, chemoembolization, drug eluting beads, microsphere, pathology, response, imaging, 3597
- Hepatocellular carcinoma, liver cancer stem cells, epidermal growth factor, sorafenib, RAS/RAF/MAPK, PKI-587, PI-103, rapamycin, mTOR complex 1, mTOR complex 2, 1709
- Hepatocellular carcinoma, liver resection, stapler hepatectomy, survival, 767
- Hepatocellular carcinoma, liver tumor, Wnt signaling, MAPK signaling, 4677
- Hepatocellular carcinoma, neoplastic portal vein tumor thrombus, percutaneous radiofrequency ablation, 6785
- Hepatocellular carcinoma, non-alcoholic steatohepatitis, murine model, Barcelona Clinic Liver Cancer staging system, Child-Pugh grade, 4849
- Hepatocellular carcinoma, preoperative score, blood transfusion, hepatectomy, 313
- Hepatocellular carcinoma, transarterial chemoembolization, strategy, efficacy, tolerance, 7247
- Hepatocellular carcinoma, transcatheter arterial chemoembolization, portal vein tumor thrombus, prognosis, survival, 4231
- Hepatocellular carcinoma, transcatheter arterial chemoembolization, radioembolization, combination therapy, review, 6877
- Hepatocellular carcinoma, transcatheter arterial embolization, microspheres, Bland-TAE, 1947

- Hepatocellular carcinoma, virus, surgery, non-hepatitis B non-hepatitis C, cirrhosis, 4399
- Hepatotoxicity, non-small cell lung cancer, chemotherapy, *EGFR*, gefitinib, erlotinib, 5211
- HepG2 cells, quercetin-3-O-glucoside, cancer, apoptosis, cell cycle, caspase-3, topoisomerase II, 1691
- HER2 amplification, esophagogastric adenocarcinoma, gastroesophageal adenocarcinoma, gastric adenocarcinoma, esophageal adenocarcinoma, HER2 over-expression, central nervous system metastasis, 7357
- HER2 over-expression, esophagogastric adenocarcinoma, gastroesophageal adenocarcinoma, gastric adenocarcinoma, esophageal adenocarcinoma, HER2 amplification, central nervous system metastasis, 7357
- HER2, breast cancer, apigenin, apoptosis, STAT3, VEGF, 2869
- HER2, breast cancer, trastuzumab, lapatinib, capecitabine, HER3, *TYMS*, 4275
- HER2, gastric cancer, heterogeneity, trastuzumab, neoadjuvant chemotherapy, 867
- HER-2, histoculture drug response assay, HDRA, chemotherapeutic agents, inhibition rate (IR), correlation, breast cancer, subtype, estrogen receptor, progesterone receptor, individualized therapy, 7197
- HER2, hormone receptors, primary breast cancer, lymph node metastasis, immunohistochemistry, prognosis, 1435
- HER2, locoregional recurrence, breast cancer, radiotherapy, 1207
- HER2, *miR-139*, *miR-129*, breast cancer, gastric cancer, 3807
- HER2, trastuzumab, Pin1, FAS, chemoresistance, 1409
- HER2, WT1, ER- $\alpha$ , breast cancer, 1333
- HER2-positive gastric adenocarcinoma, gastric cancer, ultrasonography, computed tomography, 5083
- HER2-positive, biomarkers, prognosis, MET, ER-positive, breast cancer, 1227
- HER2-positivity, metastatic breast cancer, S-1, trastuzumab, first-line therapy, 3583
- HER3, breast cancer, trastuzumab, lapatinib, capecitabine, HER2, *TYMS*, 4275
- Herbal drugs, hepatocellular carcinoma, alpha fetoprotein, surgical resection, chemo and radiotherapy for HCC, review, 1563
- Herceptin, breast cancer, trastuzumab, cardiotoxicity, endothelium, review, 1147
- HERG, crizotinib, nilotinib, liposomes, QT prolongation, cardiotoxicity, 4733
- Herpes Simplex Virus, encephalitis, brain radiotherapy, immunosuppression, lung cancer, 4411
- Heterogeneity, *EGFR*, *KRAS*, mutation, melting curve, deletion, 613
- Heterogeneity, gastric cancer, HER2, trastuzumab, neoadjuvant chemotherapy, 867
- Heterozygosity, PTEN, breast cancer, phosphorylation, mutations, 1387
- HHV-8 genotypes, Kaposi's sarcoma, PCR, K1, subtype A, 893
- Hierarchical clustering, *PTGS2*, *TYMP*, *DPYD*, *TOPO1*, *COX2*, *TYMS*, 5-FU-based adjuvant chemotherapy, stage II colorectal cancer, stage III colorectal cancer, 4949
- Hif-1 alpha, tissue microarray, gastric cancer, Glut-1, 3313
- HIF-1 $\alpha$  inhibition, benzimidazole, drug metabolism, luciferase assay, platelet aggregation running, 3891
- HIF1 $\alpha$ , oral squamous cell carcinoma, hypoxia, prognosis, VEGF, review, 605
- High dose rate brachytherapy, prostate cancer, early toxicity, late toxicity, interstitial brachytherapy, radiation therapy, 2015
- High dose rate, brachytherapy, gynecological cancer, late vaginal mucosal reaction, 4433
- High LET, clonogenic cell survival, linear energy transfer, low LET, relative biological effectiveness, 2801
- High-dose chemotherapy, mixed adenoneuroendocrine carcinoma, MANEC, colorectal adenocarcinoma, exome sequencing, SMARCA4, autologous stem cell transplantation, long-term survival, 5517
- High-dose chemotherapy, oral mucositis, pain, polaprezinc, radiotherapy, hematopoietic stem cell transplantation, 7271
- High-dose-rate brachytherapy, cervical cancer, concomitant chemoradiotherapy, surgery, 3861
- High-dose-rate brachytherapy, prostate cancer, risk classification, 3077
- High-grade serous carcinoma, primary peritoneal cancer, serous ovarian carcinoma, serous intra-epithelial carcinoma *in situ*, STIC, 407
- High-mobility group protein B1, cutaneous T-cell lymphoma, CTCL, eosinophils, STAT3, *HMGB1*, interleukin-5, IL5, 5277
- High-performance counter-current chromatography, osthole, proliferation, apoptosis, cell cycle, RK33, TE671 cells, 6473
- High-risk HPV-positive, cervical intraepithelial neoplasia, CIN, HPV16-specific antibody, HPV L1 capsid protein, 5127
- High-risk skin cancer, parotid metastases, elective parotidectomy, occult lymph node metastases, squamous cell carcinoma, 2433
- High-risk, intensity-modulated radiotherapy, prostate cancer, simultaneous, toxicity, 3747
- High-sensitivity C-reactive protein, soft tissue tumor, biomarker, diagnosis, 933
- High-sensitivity Glasgow prognostic score, surgery, gastric cancer, C-reactive protein, albumin, 5695
- HIPEC, cytoreductive surgery, hyperthermia, morbidity, mortality, 5689
- HIPEC, gastric cancer, prophylaxis, 2019

- HIPEC, peritoneal carcinomatosis, cytoreductive surgery, hyperthermic intraperitoneal chemotherapy, CRS, computed tomography, CT, positron emission tomography, PET, PET/CT, 2363
- Histamine H2 receptor antagonist, chemotherapy, gastric cancer, gastrointestinal toxicity, 7297
- Histidine-rich glycoprotein, innate immunity, macrophage, hemostasis, tumor microenvironment, review, 593
- Histoculture drug response assay, HDRA, chemotherapeutic agents, inhibition rate (IR), correlation, breast cancer, subtype, estrogen receptor, progesterone receptor, HER-2, individualized therapy, 7197
- Histogram, reproducibility, texture, intravoxel incoherent motion, diffusion-weighted MRI, FN13762 rat breast carcinoma, 2135
- Histological features, male breast cancer, risk factors, clinical features, familial predisposition, 1291
- Histological grade, breast cancer, invasive ductal carcinoma, gene expression, MMPs, MMP-9, Saudi Arabia, 1355
- Histological subtype, prognostic factor, small lung adenocarcinoma, lepidic-predominant, lymphatic vessel invasion, 3153
- Histological subtypes, conventional chemotherapy, epithelial ovarian cancer, molecular pathway targets, PARP inhibitors, tumour angiogenesis, tyrosine kinase inhibitors, review, 2069
- Histological subtypes, tubular breast cancer, breast cancer therapy, survival, 3647
- Histology, *N*-Nitrosodiethylamine (DEN), mice, hepatic lesions, carcinogenesis, 7029
- Histology, node metastases, early ovarian cancer, prognosis, lymphadenectomy, 6735
- Histone deacetylase (HDAC), pancreatic cancer, cholangiocarcinoma, histone deacetylase inhibitor (HDACI), valproic acid (VPA), clinical trial, 5187
- Histone deacetylase inhibitor (HDACI), pancreatic cancer, cholangiocarcinoma, histone deacetylase (HDAC), valproic acid (VPA), clinical trial, 5187
- Histone deacetylase inhibitor, apicidin, capan-1, epigenetics, HNF4 $\alpha$ , MUC4, pancreatic cancer, phosphatase inhibitor, small-molecule inhibitor library, targeted treatment, 5269
- Histone deacetylase inhibitor, valproic acid, pegylated interferon- $\alpha$ , pancreatic cancer, 3403
- Histone deacetylase inhibitors, breast cancer, cancer, mutation, gene copy number, epigenetics, histone modification, methylation, de-methylation, oncogene, tumor suppressor genes, metastasis, cancer progenitor cells, breast cancer progression, epithelial-mesenchymal transition (EMT), therapeutics, combination therapy, drug resistance, review, 1071
- Histone modification, breast cancer, cancer, mutation, gene copy number, epigenetics, histone deacetylase inhibitors, methylation, de-methylation, oncogene, tumor suppressor genes, metastasis, cancer progenitor cells, breast cancer progression, epithelial-mesenchymal transition (EMT), therapeutics, combination therapy, drug resistance, review, 1071
- Histopathology, head and neck, carcinoma, treatment, recurrence, second malignancy tumours, surgery, radiotherapy, survival, surveillance, 6593
- HIV, plasmablastic lymphoma, breast, autologous transplant, 5111
- HL-60 cells, arsenic trioxide, arsenate, organic arsenicals, all-trans-retinoic and resistance, apoptosis induction, 6489
- HL-60 cells, gemtuzumab ozogamicin, olaparib, DNA repair, acute myeloid leukemia, 5487
- HL-60RG, benzamidoxime, cancer, apoptosis, Jurkat, 6521
- HLA-A\*02 genotype, human papillomavirus (HPV) oropharyngeal squamous cell carcinoma, tonsillar cancer, base of tongue cancer, clinical outcome, 2369
- HMC-1, PKC, c-kit, STI571, dasatinib, PMA, 3347
- HMGB1*, colorectal cancer, lymph node metastasis, 5357
- HMGB1*, cutaneous T-cell lymphoma, CTCL, eosinophils, STAT3, high-mobility group protein B1, interleukin-5, IL5, 5277
- HNF4 $\alpha$ , apicidin, capan-1, epigenetics, histone deacetylase inhibitor, MUC4, pancreatic cancer, phosphatase inhibitor, small-molecule inhibitor library, targeted treatment, 5269
- HNSCC, epithelial growth factor, EGF, transforming growth factor  $\beta$ 1, TGF $\beta$ 1, extracellular matrix, ECM,  $\beta$ -catenin, vimentin, E-cadherin, head and neck squamous cell carcinoma, squamous cell cancer, SCC, human papillomavirus, HPV, p16-positive SCC, epithelial-mesenchymal transition, EMT, 7061
- HNSCC, ncRNA, prognostic factors, review, 6887
- HNSCC, sirtuin genes, *SIRT6*, *SIRT7*, peripheral blood leukocytes, 7137
- Hodgkin's Lymphoma, Hodgkin's variant, Richter syndrome, Richter transformation, chronic lymphocytic leukemia, CLL, 785
- Hodgkin's variant, Hodgkin's Lymphoma, Richter syndrome, Richter transformation, chronic lymphocytic leukemia, CLL, 785
- Homologous recombination, ovarian cancer, BRCAness, cisplatin, carboplatin, PARP inhibitors, review, 551
- Hopelessness, helplessness, self rating, examiner rating, breast disease, 5677
- Hormone receptors, HER2, primary breast cancer, lymph node metastasis, immunohistochemistry, prognosis, 1435
- Hormone therapy, sequence, radiotherapy, aromatase inhibitor, long-term outcome, 4311
- Hormone-sensitive patients, previously treated metastatic breast cancer, testosterone, endocrine therapy, 1287
- Hospice, end-of-life care, pain, opioids, 6581

- Host immune system, ascophyllan, sarcoma-180 cells, antitumor activity, oral administration, intraperitoneal administration, 1663
- HPAF-II, Capan-1, CD18/HPAF, MUC4, pancreatic cancer xenograft, stroma, targeted treatment, 3905
- HPLC, capecitabine, metabolites, premedication, interaction, pantoprazole, 3371
- HPV L1 capsid protein, cervical intraepithelial neoplasia, CIN, high-risk HPV-positive, HPV16-specific antibody, 5127
- HPV test, cervical screening program, cervical cancer, overall survival, Swedish population, 5147
- HPV, cervical cancer, claudins, tight junction, adhesion, 2851
- HPV, epithelial growth factor, EGF, transforming growth factor  $\beta$ 1, TGF $\beta$ 1, extracellular matrix, ECM,  $\beta$ -catenin, vimentin, E-cadherin, head and neck squamous cell carcinoma, HNSCC, squamous cell cancer, SCC, human papillomavirus, p16-positive SCC, epithelial–mesenchymal transition, EMT, 7061
- HPV, gene polymorphism, IL6, E6/E7, 3501
- HPV, head and neck squamous cell carcinomas, laryngeal cancer, oropharyngeal cancer, 5749
- HPV, hypoxia, head and neck cancer, radiosensitivity, 6297
- HPV, oral cavity squamous cell carcinoma, oral tongue squamous cell carcinoma, Greek patients, 1021
- HPV16 E7, human papillomavirus, B-myb, p130, DREAM complex, 6557
- HPV16-specific antibody, cervical intraepithelial neoplasia, CIN, high-risk HPV-positive, HPV L1 capsid protein, 5127
- HPyV6, human polyomaviruses, mucosal melanoma, extracutaneous melanoma, TSPyV, MWPyV, HPyV7, HPyV9, 639
- HPyV7, human polyomaviruses, mucosal melanoma, extracutaneous melanoma, TSPyV, MWPyV, HPyV6, HPyV9, 639
- HPyV9, human polyomaviruses, mucosal melanoma, extracutaneous melanoma, TSPyV, MWPyV, HPyV6, HPyV7, 639
- Hsa-mir-499*, gastric cancer, polymorphism, microRNA, chemotherapy, rs3746444, 5199
- Hsp10, Hsp90, large bowel adenocarcinoma, RT-PCR, immunohistochemistry, 4153
- HSP27, cancer, molecular chaperones, gene therapy, glioblastoma, 4915
- Hsp70, anaplastic thyroid carcinoma, radicicol, hsp90, Akt, 4829
- Hsp90, anaplastic thyroid carcinoma, radicicol, hsp70, Akt, 4829
- Hsp90, Hsp10, large bowel adenocarcinoma, RT-PCR, immunohistochemistry, 4153
- HSP90AA1*, NSCLC, *HSP90B1*, *HSP90AB1*, SNPs, Turkish population, 753
- HSP90AB1*, NSCLC, *HSP90AA1*, *HSP90B1*, SNPs, Turkish population, 753
- HSPA2, heat shock proteins, immunohistochemistry, NSCLC, prognosis, 2833
- HT-29 and RKO cell lines, colorectal cancer, indolizine derivatives, cytotoxicity, HCT116, cell cycle, 1673
- HT-29, *COX2*, *EGFR*, hypoxia, invasiveness, 1793
- HT29, light-emitting diode, colon cancer, HCT116 cells, 4709
- H-TERT, circulating tumor cells, bladder cancer, PCR, CK19, CK20, *EGFR*, survivin, 7415
- HTLV-1, ATL, tetramethylnaphthalene derivative, inhibitor, 1771
- Human cancer, oleic acid, nitric oxide, macrophages, vitamin D, Gc protein-derived macrophage activating factor, 3569
- Human carboxylesterase, transcriptional targeting, CPT-11, BCRP-shRNA, transfection, breast cancer cells, drug resistance, 6345
- Human chorionic gonadotropin (hCG), apoptosis, breast cancer, caspase, estrogen, p53, 1347
- Human epidermal growth factor receptor-2 (HER2), gastric cancer, immunohistochemistry (IHC), 4207
- Human epidermal receptor 2, intracystic papillary carcinoma, overtreatment, 5017
- Human non-small cell lung adenocarcinoma cells, anticancer activity, glutathione, 1-methyl-4-phenylpyridinium ion, selectivity index, 5447
- Human ovarian cancer, cancer immunosuppression, cancer hypoxia, immune microenvironment, surgical specimen, 2811
- Human papilloma virus, cervical cancer, cytokines, environment, oral cancer, oropharyngeal cancer, pharyngeal cancer, sunlight, ultraviolet, 4993
- Human papillomavirus (HPV) oropharyngeal squamous cell carcinoma, HLA-A\*02 genotype, tonsillar cancer, base of tongue cancer, clinical outcome, 2369
- Human papillomavirus, epithelial growth factor, EGF, transforming growth factor  $\beta$ 1, TGF $\beta$ 1, extracellular matrix, ECM,  $\beta$ -catenin, vimentin, E-cadherin, head and neck squamous cell carcinoma, HNSCC, squamous cell cancer, SCC, HPV, p16-positive SCC, epithelial–mesenchymal transition, EMT, 7061
- Human papillomavirus, head and neck cancer, induction chemotherapy, docetaxel, 5709
- Human papillomavirus, HPV16 E7, B-myb, p130, DREAM complex, 6557
- Human polyomaviruses, mucosal melanoma, extracutaneous melanoma, TSPyV, MWPyV, HPyV6, HPyV7, HPyV9, 639
- Human telomerase reverse transcriptase (hTERT), immortal oral keratinocytes, multi-step process, squamous cell carcinoma, 6389

- Human xenografts, urothelial cancer, drug testing, animal models, sialyl-Tn, glycosylation, 735
- Hybrid liposome, nanotherapy, colorectal cancer, apoptosis, liver metastasis, 4701
- Hydrocephalus, prolactinoma, atypical adenoma, giant adenoma, fractionated stereotactic radiotherapy, 2509
- Hydrogen peroxide, SOD3, prostate cancer, proliferation, migration, DNA damage, 2821
- Hydroxycitrate, alpha lipoic acid, low-dose naltrexone, metabolism, advanced cancer, 973
- Hydroxyurea, second malignancies, myeloproliferative neoplasm, skin cancer, 2489
- Hyperbaric, pancreaticoduodenectomy, HBO, pre-conditioning, surgery, 2899
- Hypercalcemic effect, 20(OH)D3 analogs, VDR translocation, liver microsomal stability, 2153
- Hyperoxia, glioblastoma, ER stress response, P4HB, chemoresistance, temozolomide, 2957
- Hyperoxia, photodynamic therapy, reactive oxygen species, 4095
- Hyperplastic endometrial polyps, progestin therapy, intrauterine device, levonorgestrel, 2319
- Hypersalivation, botulinum toxin, salivary glands, head neck cancer, salivary fistula, dysphagia, 6627
- Hypersensitivity reactions, skin test, oxaliplatin, chemotherapy, adverse effects, 537
- Hypersensitivity, oestrogen deprivation, insulin, breast cancer, MCF-7 cells, 99
- Hypertension, breast cancer, metastatic disease, bevacizumab, predictive markers, survival, matched pair, 227
- Hypertension, cardiotoxicity, molecular-targeted therapy, cardiac dysfunction, VEGF, review, 3243
- Hyperthermia, cytoreductive surgery, HIPEC, morbidity, mortality, 5689
- Hyperthermic intraperitoneal chemotherapy, peritoneal carcinomatosis, cytoreductive surgery, CRS, HIPEC, computed tomography, CT, positron emission tomography, PET, PET/CT, 2363
- Hyperthermochemoradiation therapy, rectal cancer, HCRT, tumor response, 3141
- Hypertrophy, vascularized bone graft, fibula, creeping substitution, revascularization, vascularized bone marrow transplantation, review, 2701
- Hyperuricemia, tumor lysis syndrome, febuxostat, hematological malignancy, chemotherapy, 7287
- Hypofractionated radiation therapy, prone treatment position, supine treatment position, helical tomotherapy, 3D conformal radiation therapy, 1233
- Hyponatremia, NSCLC, PFS, OS, prognosis, predictive marker, 7461
- Hypopharyngeal cancer, larynx preservation, cervical esophageal cancer, laryngeal cancer, chemoradiotherapy, 5205
- Hypopharyngeal cancer, MMP1, MMP2, MMP9, serum tumor marker, head and neck squamous cell carcinoma, oropharyngeal, laryngeal, 7431
- Hypothyreosis, abiraterone acetate, biomarker, castration-resistant prostate cancer, 307
- Hypothyroidism, clinical markers, levothyroxine substitution therapy, predictive factor, renal cell carcinoma, sunitinib, 3177
- Hypothyroidism, thyroid, malignant lymphoma, radiotherapy, thyrotropin, 4427
- Hypoxia, AURKA, tumorigenesis, neuroblastoma, 2269
- Hypoxia, HPV, head and neck cancer, radiosensitivity, 6297
- Hypoxia, HT-29, COX2, EGFR, invasiveness, 1793
- Hypoxia, oral squamous cell carcinoma, prognosis, HIF1 $\alpha$ , VEGF, review, 605
- Hypoxia, oxygen-rich environment, artesunate, HeLa cells, *in vitro* study, 7055
- Hypoxia, vascular endothelial growth factor, adenoid cystic carcinoma, 671
- Hysterectomy, endometrial cancer, laparoscopy, lymphadenectomy, obese women, 2497
- Hysteroscopy, atypical endometrial hyperplasia, endometrial cancer, endometrial biopsy, 5671
- 8-Isoprostane, lung cancer, chemotherapy, exhaled breath condensate, 5143
- IAIC, TPF, head and neck cancer, 3765
- IC50, infant and childhood ALL, multi-tyrosine kinase inhibitor TKI258, mTOR inhibitor RAD001, cell proliferation, cell apoptosis, 4899
- ID-1, ovarian cancer, angiogenesis, prognosis, 413
- IDH1 gene, glioma, glioblastoma, astrocytoma, senescence, 3D cell culture, 2859
- IDH1/2 mutations, oligodendroglioma, co-deletion 1p/19q, MGMT promoter methylation, personalized medicine, novel treatment, review, 1587
- IFN- $\gamma$ , gemcitabine, 5-fluorouracil, WT1, PDL1, chemoimmunotherapy, immunomodulation, 6353
- IGF, IGF-BPs, prostate cancer cells, magnolol, 6333
- IGF1, melanoma, Breslow score, sentinel node metastasis, 5217
- IGF-1, osteosarcoma, TMA, chemotherapy response, metastasis, survival, 3881
- IGF-BPs, IGF, prostate cancer cells, magnolol, 6333
- IL10, carcinogenesis, oral cancer, polymorphism, 3731
- IL-1 $\alpha$ , photodynamic therapy, doxorubicin, taxotere, VEGF, mTHPC, 5295
- IL-2, fusion protein, MK-1, single-chain variable fragment, tumor-associated antigen, 3937
- IL2, fusion protein, single-chain variable fragment, tumor-associated antigen, 3925
- IL-2, prostate-specific membrane antigen, antibody-dependent cellular cytotoxicity, immunocytokine, prostate cancer, 89

- IL5, cutaneous T-cell lymphoma, CTCL, eosinophils, STAT3, high-mobility group protein B1, *HMGB1*, interleukin-5, 5277
- IL6, colorectal cancer, cytokine, multiplex assay, IL8, vascular endothelial growth factor, 3481
- IL6, gene polymorphism, HPV, E6/E7, 3501
- IL8, colorectal cancer, cytokine, multiplex assay, IL6, vascular endothelial growth factor, 3481
- IL-8, endometrial cancer, visceral fat, 379
- Image-based brachytherapy, intracavitary brachytherapy, endometrial cancer, fine and soft applicator, 2537
- Image-guided IMRT, tomotherapy, prostate cancer, organ dislocation, MVCT, 7373
- Image-guided radiotherapy, brain metastases, clinical outcome, poor performance status, three-dimensional conformal radiotherapy, 2997
- Image-guided SBRT, tomotherapy, lung cancer, soft tissue matching, 7383
- Imaging, giant cell tumor, osteosarcoma, patella, case report, 2541
- Imaging, hepatocellular carcinoma, lipiodol, chemoembolization, drug eluting beads, microsphere, pathology, response, 3597
- Imatinib mesylate, extra-gastrointestinal stromal tumor, GIST, complete response, 905
- Imatinib mesylate, gastrointestinal stromal tumor, second-line therapy, sunitinib, 5029
- Imatinib mesylate, pathological complete response, gastrointestinal stromal tumor, 6617
- Imatinib, gastrointestinal stromal cell tumor (GIST), hepatitis B, reactivation, 3629
- Imatinib, gastrointestinal stromal tumor, GIST, tumors of intestines, treatment of GIST, 2547
- Immediate breast reconstruction, non-endocrine responsive patients, invasive breast cancer, locoregional recurrence, 6677
- Immortal oral keratinocytes, human telomerase reverse transcriptase (hTERT), multi-step process, squamous cell carcinoma, 6389
- Immune escape, interleukin-2, indoleamine-2, 3-dioxygenase, CD137, Ewing sarcoma, 6431
- Immune microenvironment, cancer immunosuppression, cancer hypoxia, human ovarian cancer, surgical specimen, 2811
- Immune suppression, mifepristone, progesterone-induced blocking factor, pulmonary lesion, rapidly advancing leukemia, 2413
- Immune system, rhenium, selenium, tissue distribution, cancer, inflammation, PI3K, AKT, MTOR, NF- $\kappa$ B, rhenium diseleno-ether compound, 1679
- Immunity, glucan, organic selenium, cancer, lung cancer, breast cancer, 6939
- Immunity, glucan, resveratrol, vitamin C, *Astragalus*, *Echinacea*, cancer, natural immunomodulators, 2275
- Immunocytokine, prostate-specific membrane antigen, antibody-dependent cellular cytotoxicity, IL-2, prostate cancer, 89
- Immunoglobulin, intercellular cell-adhesion molecule, cell signaling, cell-cell interaction, cell polarity, prognosis, lung cancer, review, 4665
- Immunohistochemical analysis, advanced NSCLC, insulin-like growth factor 1 receptor, methodology, qRT-PCR, 2991
- Immunohistochemistry (IHC), human epidermal growth factor receptor-2 (HER2), gastric cancer, 4207
- Immunohistochemistry staining, epithelial ovarian cancer, platinum based chemotherapy, ERCC1 expression, 393
- Immunohistochemistry staining, ERCC1 protein, cervical cancer, chemoradiation, cisplatin, 401
- Immunohistochemistry, anaplastic lymphoma kinase, crizotinib, fluorescent *in situ* hybridization, malignant mesothelioma, targeted therapy, 2589
- Immunohistochemistry, biomarker, biopsy, non-small-cell lung cancer, surgery, 2755
- Immuno-histochemistry, breast cancer, Nogo-B receptor, NgBR, Ki-67 antigen, 4819
- Immunohisto-chemistry, breast cancer, somatostatin receptors, luminal tumor, 3997
- Immuno-histochemistry, CXCL12, CXCR4, gastric carcinoma, 4051
- Immunohistochemistry, CXCL12, translocation., 6397
- Immunohistochemistry, D2-40, podoplanin, prognostic marker, gastric cancer, 3113
- Immuno-histochemistry, eEF1A2, NSCLC, lymphnode metastasis, survival analysis, 651
- Immunohistochemistry, FOXM1, esophageal squamous cell carcinoma, 2427
- Immunohistochemistry, gastrointestinal stromal tumor, STAM2, KIT (CD117), 2291
- Immunohistochemistry, heat shock proteins, HSPA2, NSCLC, prognosis, 2833
- Immunohistochemistry, hormone receptors, HER2, primary breast cancer, lymph node metastasis, prognosis, 1435
- Immunohistochemistry, Hsp10, Hsp90, large bowel adenocarcinoma, RT-PCR, 4153
- Immunohistochemistry, laryngeal cancer, mRNA expression, Notch, Jagged1, multivariate analysis, prognostic value, 6495
- Immunohistochemistry, lung cancer, brain metastasis, peritumoral edema, CD44v6, caspase, smoking, gender differences, 5593
- Immunohistochemistry, non-small cell lung cancer, pyruvate kinase, 3811
- Immunohistochemistry, non-small cell lung carcinoma, Nogo, Nogo-B receptor, 4059
- Immunohistochemistry, NSCLC, ERCC1, prognosis, predictive factor, platinum-based therapy, 3707

- Immunohistochemistry, overexpressed in lung cancer 1 (OLC1), colorectal cancer, prognosis, 367
- Immunohistochemistry, PROX1, gastric cancer, RNAscope, 3439
- Immunohistochemistry, vulvar carcinoma, ALDH1, cancer stem cell marker, prognosis, 859
- Immunomodulation, cryotherapy, breast cancer, 4869
- Immunomodulation, gemcitabine, 5-fluorouracil, IFN- $\gamma$ , WT1, PDL1, chemoimmunotherapy, 6353
- Immunosuppressant, thoracic radiotherapy, chemoradiation, sporadic pneumonitis, radiation pneumonitis, 7315
- Immunosuppression, cyclosporine, ketoconazole, cyclophosphamide, tumor xenograft model, 7177
- Immunosuppression, encephalitis, Herpes Simplex Virus, brain radiotherapy, lung cancer, 4411
- Immunosuppression, glycodelin, lipocalin, breast cancer, review, 1079
- Immunotherapy, clinical, cancer, therapeutic vaccination, review, 2689
- Immunotherapy, random migration, cytotoxicity, CD8+ T cell, NK cell, 3947
- Implants, borderline ovarian tumor, relapse, surgery, prognosis, 6725
- IMRT, 3DCRT, lung cancer, population-based study, 5175
- IMRT, cervical cancer, radical hysterectomy, postoperative radiation therapy, bone marrow sparing, 5091
- International Conference of Anticancer Research, 9th, Abstracts, 6-10 October 2014, Sithonia, Greece, 5761-6258
- In vitro* study, oxygen-rich environment, artesunate, HeLa cells, hypoxia, 7055
- In vitro*, MRI, PET, contrast agent, gadolinium, *in vivo*, self-assembled nanoparticles, 49
- In vivo* antitumor activity, piperazinediones, NCI-60 anticancer screening, COMPARE algorithm, azatyrosinamide, tubulin polymerization inhibitor, mechanism of action prediction, DTP, NCI/NIH, 4013
- In vivo*, MRI, PET, contrast agent, gadolinium, *in vitro*, self-assembled nanoparticles, 49
- Individualized therapy, histoculture drug response assay, HDRA, chemotherapeutic agents, inhibition rate (IR), correlation, breast cancer, subtype, estrogen receptor, progesterone receptor, HER-2, 7197
- Indoleamine-2, interleukin-2, immune escape, 3-dioxygenase, CD137, Ewing sarcoma, 6431
- Indolizine derivatives, colorectal cancer, cytotoxicity, HCT116, HT-29 and RKO cell lines, cell cycle, 1673
- Induction chemotherapy, AML, prognosis, elderly, 5631
- Induction chemotherapy, colorectal liver metastases, carcinoembryonic antigen, hepatic resection, 5529
- Induction chemotherapy, head and neck cancer, human papillomavirus, docetaxel, 5709
- Induction treatment, chemoradiation, chemotherapy, elderly patients, locally advanced, non-small cell lung cancer, 4373
- Infant and childhood ALL, multi-tyrosine kinase inhibitor TKI258, mTOR inhibitor RAD001, cell proliferation, cell apoptosis, IC50, 4899
- In-field recurrence, spinal cord compression from metastatic cancer, elderly patients, re-irradiation, fractionation regimen, 2555
- Infiltrating ductal carcinoma (IDC), breast cancer, tumor size, p53, BCL2, Ki-67, clinical and biological parameters, 269
- Infiltrative margin, thyroid, pushing margin, alpha-actinin-4, preoperative recurrent laryngeal nerve paralysis, 3157
- Inflammation, rhenium, selenium, tissue distribution, cancer, immune system, PI3K, AKT, MTOR, NF- $\kappa$ B, rhenium diseleno-ether compound, 1679
- Inflammation-based prognostic system, carcinoembryonic antigen, gastric cancer, Glasgow Prognostic Score, systemic inflammatory response, 7219
- Inflammatory fibroid polyp, Vanek's tumor, androgen receptor, estrogen receptor, 7203
- Inheritable cancer resistance, S180 sarcoma cells, macrophages, epigenetic transmission, 6315
- Inhibin beta A, gastric cancer, prognostic factor, 2303
- Inhibition rate (IR), histoculture drug response assay, HDRA, chemotherapeutic agents, correlation, breast cancer, subtype, estrogen receptor, progesterone receptor, HER-2, individualized therapy, 7197
- Inhibitor, HTLV-1, ATL, tetramethylnaphthalene derivative, 1771
- Innate immunity, histidine-rich glycoprotein, macrophage, hemostasis, tumor microenvironment, review, 593
- Inorganic compounds, cancer, gold, metal complexes, proteasome, apoptosis, review, 487
- In-service training, breast cancer, mammography, quality control, screening programs, mobile units, 5057
- Insulin, autophagy, BCAA, colorectal cancer, liver cancer, 4789
- Insulin, hypersensitivity, oestrogen deprivation, breast cancer, MCF-7 cells, 99
- Insulin-like growth factor 1 receptor, advanced NSCLC, immunohistochemical analysis, methodology, qRT-PCR, 2991
- AM $\beta$ 2 Integrin, Mac-1, leukemia, lymphoma, green fluorescent protein, bioactive peptide, xenograft, 645
- Integrin  $\beta$ 6, EMT,  $\alpha$ v $\beta$ 6, Notch, STAT3, 659
- Integrin, lung cancer, metastasis, ouabain, 5495
- Integrin, lung cancer, migration, cisplatin, metastasis, 7111
- Intensity modulated radiation therapy, castration-resistant prostate cancer, simultaneous integrated boost, 4261
- Intensity-modulated radiotherapy, high-risk, prostate cancer, simultaneous, toxicity, 3747
- Intensity-modulated radiotherapy, uterine cervical cancer, extended-field radiotherapy, chemotherapy, 4361

- Interaction, capecitabine, metabolites, premedication, pantoprazole, HPLC, 3371
- Interaction, gastric cancer, polymorphisms, SNP, cytokine, interleukin, 3523
- Intercellular adhesion molecule 1, adjuvant chemotherapy, breast cancer, chemokine receptor 1, neutrophilic granulocyte, tumor angiogenesis, vascular endothelial growth factor receptor 1, 4693
- Intercellular cell-adhesion molecule, immunoglobulin, cell signaling, cell-cell interaction, cell polarity, prognosis, lung cancer, review, 4665
- Interferon, apoptosis, ascorbic acid, catalase, nitric oxide, nitric oxide dioxygenase, ROS signaling, salicylic acid, singlet oxygen, 5337
- Interferon-alpha, neuroendocrine tumours, 6601
- Interleukin, gastric cancer, polymorphisms, SNP, cytokine, interaction, 3523
- Interleukin-10, polymorphism, genotype, lung cancer, smoking, Taiwan, 7039
- Interleukin-2, immune escape, indoleamine-2, 3-dioxygenase, CD137, Ewing sarcoma, 6431
- Interleukin-5, cutaneous T-cell lymphoma, CTCL, eosinophils, STAT3, high-mobility group protein B1, *HMGB1*, *IL5*, 5277
- Interleukin-6, angiosarcoma, sarcoma, vascular endothelial growth factor A, cytokine, biomarker, osteopontin, prolactin, 5001
- Intermediate risk prostate cancer, radiation therapy, androgen deprivation, dose escalation, 4189
- Interphalangeal joint, synovial osteochondromatosis, thumb, synovectomy, 1057
- Interstitial brachytherapy, high dose rate brachytherapy, prostate cancer, early toxicity, late toxicity, radiation therapy, 2015
- Interstrand adducts, ovarian cancer, A2780, cisplatin, drug resistance, pBR322 plasmid DNA, BamHI digestion, 1923
- Intestinal type, gastric adenocarcinoma, carcinogenesis, aCGH, 6405
- Intra-articular tumor, synovial sarcoma, SYT gene split, 3105
- Intracavitary brachytherapy, endometrial cancer, image-based brachytherapy, fine and soft applicator, 2537
- Intracranial germinoma, radiotherapy, chemotherapy, 5715
- Intracystic papillary carcinoma, human epidermal receptor 2, overtreatment, 5017
- Intranodal lymphangiogenesis, gastric cancer, tumor-associated neutrophils, 7129
- Intraosseous lipoma, calcaneus,  $\beta$ -tricalcium phosphate, endoscopy, 963
- Intrapelvic bleeding, postoperative complication, extended pelvic surgery, 3169
- Intrapelvic fat, radical prostatectomy, robot-assisted prostatectomy, 5523
- Intraperitoneal administration, ascophyllan, sarcoma-180 cells, antitumor activity, oral administration, host immune system, 1663
- Intra-splenic injection, liver metastasis, orthotopic model, cecal injection, 3321
- Intratumor heterogeneity, lung adenocarcinoma, oncogenic driver mutations, 707
- Intrauterine device, hyperplastic endometrial polyps, progestin therapy, levonorgestrel, 2319
- Intravoxel incoherent motion, reproducibility, histogram, texture, diffusion-weighted MRI, FN13762 rat breast carcinoma, 2135
- Invasion, growth differentiation factor-9, GDF9, cellular adhesion, migration, growth, clear-cell renal cell carcinoma, 6515
- Invasion, KML001, pancreatic cancer, proliferation, NF- $\kappa$ B, VEGF-C, 3469
- Invasion, metformin, MMP9, tamoxifen resistance, migration, 4127
- Invasion, triple-negative breast cancer, NOTCH4, proliferation, therapeutic target, breast cancer, 69
- Invasive breast cancer, immediate breast reconstruction, non-endocrine responsive patients, locoregional recurrence, 6677
- Invasive carcinoma, colorectal adenomas, p53, focal up-regulation, 6973
- Invasive ductal carcinoma, breast cancer, histological grade, gene expression, MMPs, MMP-9, Saudi Arabia, 1355
- Invasiveness, HT-29, *COX2*, *EGFR*, hypoxia, 1793
- Ionizing radiation, non-small cell lung cancer, sodium valproate, cisplatin, vinorelbine, 6565
- Ipilimumab, melanoma, CTLA-4, vemurafenib, *BRAF*, PD1, 1493
- IPNB, cell line, mucin expression, 2203
- Irinotecan hydrochloride, cisplatin, esophageal cancer, extensive disease, neuroendocrine carcinoma, 5037
- Irinotecan, chemoembolization, capecitabine, drug-eluting-beads, toxicity, 7239
- Irinotecan, colorectal cancer, FOLFIRI, Japanese patients, phase I, 2029
- Irinotecan, gastric cancer, paclitaxel, S-1, phase II study, 851
- Irinotecan, liver metastases, chemoembolization, colorectal cancer, aflibercept, regorafenib, cetuximab, drug-eluting beads, DEBIRI, *KRAS*, review, 575
- Iron, dihydroartemisinin, sodium salicylate, Molt-4 cells, free radicals, 3399
- Irradiation technique, breast radiotherapy, irregular surface compensator, fractionated radiotherapy, 3563
- Irregular surface compensator, breast radiotherapy, fractionated radiotherapy, irradiation technique, 3563
- Irreversible electroporation, pancreatic cancer, tumor ablation, safety, ultrasound guidance, 289
- Itraconazole, chemotherapy, clear cell carcinoma, resistant disease, refractory disease, 2007



- Itraconazole, chemotherapy, recurrent ovarian cancer, refractory disease, 2481
- Itraconazole, triple-negative breast cancer, metastatic breast cancer, third-line chemotherapy, 3839
- JAGGED, acute myeloid leukaemia, NOTCH, WNT, *HEDGEHOG*, review, 6259
- Jagged1, laryngeal cancer, immunohistochemistry, mRNA expression, Notch, multivariate analysis, prognostic value, 6495
- Jamaican ball moss, cycloartane, cancer, leukemia, 3505
- Jamaican Guinea Hen weed, *Petiveria alliacea*, dibenzyl trisulfide, kinase inhibitor, RSK, cancer, 1637
- Japan, adiponectin, efatutazone, phase I trial, PPAR $\gamma$  dose-escalation study, 5133
- Japan, FDG, PET, PET/CT, cancer screening, lung cancer, 183
- Japan, thyroid cancer, screening, PET, PET/CT, 4439
- Japanese patients, colorectal cancer, FOLFIRI, irinotecan, phase I, 2029
- Japanese, colorectal cancer, *KRAS*, FOLFIRI, cetuximab, 1967
- Jaw neoplasms, cemento-osseous dysplasia, cementoma, mandible, 2533
- JNK, temozolomide, p38, Akt, glioblastoma, cytotoxicity, 5509
- Jurkat, benzamidoxime, cancer, apoptosis, HL-60RG, 6521
- K1, Kaposi's sarcoma, HHV-8 genotypes, PCR, subtype A, 893
- Kallikrein-related peptidases, breast cancer, estrogen, kinin B1 receptor, tissue kallikrein (KLK1), KLK6, KLK10, KLK11, 6925
- Kaposi's sarcoma, HHV-8 genotypes, PCR, K1, subtype A, 893
- K-ATPase, oral squamous cell carcinoma, Na, digoxin, prognosis, cell viability, 5397
- KB-8-5-11 cells, cisplatin, paclitaxel, drug resistance, collateral sensitivity, cervical cancer, 503
- KDR, VEGF, vascular endothelial growth factor receptors, *VEGFR1*, *FLT1*, *VEGFR2*, dimerization, BIFC, FRET, 2123
- Keratinocyte growth factor, children, autologous hematopoietic stem cell transplantation, chemotherapy, oral mucositis, 7379
- Ketoconazole, immunosuppression, cyclosporine, cyclophosphamide, tumor xenograft model, 7177
- Ketoconazole, navitoclax, cytochrome P450 3A, drug interaction, cancer, Bcl-2, 2001
- Ketogenic diet, cancer diet, patient counseling, raw food diet, alkaline diet, macrobiotics, Gerson's regime, Breuss cure, Budwig diet, review, 39
- Ki-67 antigen, breast cancer, Nogo-B receptor, NgBR, immuno-histochemistry, 4819
- Ki-67, breast cancer, infiltrating ductal carcinoma (IDC), tumor size, p53, *BCL2*, clinical and biological parameters, 269
- Ki-67, carcinosarcoma, ovary, E-cadherin,  $\beta$ -catenin, 7351
- Ki-67, malignant mesothelioma, E-cadherin,  $\beta$ -catenin, metastasis, 3061
- Kidney cancer, gene expression profiling, S100A8, docking, anticancer target, Saudi Arabia, 1873
- Kidney, transitional cell carcinoma, renal cell carcinoma, venous tumour thrombus, neo-adjuvant treatment, 1031
- Kinase inhibitor, jamaican Guinea Hen weed, *Petiveria alliacea*, dibenzyl trisulfide, RSK, cancer, 1637
- Kinin B1 receptor, breast cancer, estrogen, tissue kallikrein (KLK1), kallikrein-related peptidases, KLK6, KLK10, KLK11, 6925
- Kiss-1, GPR54, AXOR12, GPCRs, breast cancer, 1401
- KIT (CD117), gastrointestinal stromal tumor, STAM2, immunohistochemistry, 2291
- KLK10, breast cancer, estrogen, kinin B1 receptor, tissue kallikrein (KLK1), kallikrein-related peptidases, KLK6, KLK11, 6925
- KLK11, breast cancer, estrogen, kinin B1 receptor, tissue kallikrein (KLK1), kallikrein-related peptidases, KLK6, KLK10, 6925
- KLK6, breast cancer, estrogen, kinin B1 receptor, tissue kallikrein (KLK1), kallikrein-related peptidases, KLK10, KLK11, 6925
- KML001, pancreatic cancer, proliferation, invasion, NF- $\kappa$ B, VEGF-C, 3469
- KRAS* mutation, *ALK* rearrangement, lung adenocarcinoma, CNS metastases, 3701
- KRAS* mutations, PET/CT, colorectal cancer, GLUT1, SUVmax, 2571
- KRAS*, colorectal cancer, FOLFIRI, cetuximab, Japanese, 1967
- KRAS*, CRC biomarkers, CIMP, CIN, MSI, *BRAF*, miRNA, review, 2061
- KRAS*, *EGFR*, mutation, melting curve, heterogeneity, deletion, 613
- KRAS*, liver metastases, chemoembolization, colorectal cancer, aflibercept, regorafenib, cetuximab, irinotecan, drug-eluting beads, DEBIRI, review, 575
- KRT19*, *PTHRP*, *MGB*, circulating tumor cells (CTCs), PCR, breast cancer., 6691
- <sup>177</sup>Lu, radioimmunotherapy, non-Hodgkin lymphoma, 3263
- Lactobacillus plantarum*, breast cancer, oligofructose-enriched inulin, 12-dimethylbenz[*a*]anthracene, prebiotic, probiotic, 4969
- LAK immunotherapy, Ad-p53 gene therapy, TNF- $\alpha$ , head neck squamous cell carcinoma, 3365
- Langerhans' cell histiocytosis, erdheim-Chester disease, review, 3257
- Lanthanide complex, oxoglucine, crystal structure, cytotoxicity, 531
- Laparoscopic proximal gastrectomy, gastric tube, motility, gastric cancer, 4293

- Laparoscopic radical prostatectomy, prostate cancer, laparoscopy, oncologic outcome, functional outcome, biochemical relapse, urinary continence, erectile function, 2443
- Laparoscopic total gastrectomy, esophagojejunostomy, gastric cancer, TLTG, 7227
- Laparoscopy, adrenal, large adrenal tumor, adrenocortical carcinoma, pheochromocytoma, malignancy, 2581
- Laparoscopy, cervical cancer, uterine cervix, neoadjuvant chemotherapy, radical hysterectomy, 5703
- Laparoscopy, endometrial cancer, hysterectomy, lymphadenectomy, obese women, 2497
- Laparoscopy, LINX™, GERD, reflux, esophageal sphincter, 2341
- Laparoscopy, prostate cancer, laparoscopic radical prostatectomy, oncologic outcome, functional outcome, biochemical relapse, urinary continence, erectile function, 2443
- Lapatinib, breast cancer, trastuzumab, capecitabine, HER2, HER3, *TYMS*, 4275
- Large adrenal tumor, adrenal, adrenocortical carcinoma, pheochromocytoma, malignancy, laparoscopy, 2581
- Large B-cell lymphoma, primary mediastinal, stomach, hemorrhage, 6717
- Large bowel adenocarcinoma, Hsp10, Hsp90, RT-PCR, immunohistochemistry, 4153
- Large loop excision of the transformation zone (LLETZ), cervical intraepithelial neoplasia, cervical length, cervical regeneration, transvaginal ultrasound, conization, 3799
- Laryngeal cancer, HPV, head and neck squamous cell carcinomas, oropharyngeal cancer, 5749
- Laryngeal cancer, immunohistochemistry, mRNA expression, Notch, Jagged1, multivariate analysis, prognostic value, 6495
- Laryngeal cancer, larynx preservation, hypopharyngeal cancer, cervical esophageal cancer, chemoradiotherapy, 5205
- Laryngeal, MMP1, MMP2, MMP9, serum tumor marker, head and neck squamous cell carcinoma, oropharyngeal, hypopharyngeal cancer, 7431
- Larynx preservation, cervical esophageal cancer, chemoradiotherapy, neoadjuvant chemotherapy, 1989
- Larynx preservation, hypopharyngeal cancer, cervical esophageal cancer, laryngeal cancer, chemoradiotherapy, 5205
- Larynx preservation, supraglottic cancer, radiotherapy, epilarynx, 203
- LaSOM 63, glioma, ecto-5' nucleotidase, monastrol, 1837
- Late recurrence, predictive and prognostic factors, renal cell carcinoma, 4463
- Late toxicity, high dose rate brachytherapy, prostate cancer, early toxicity, interstitial brachytherapy, radiation therapy, 2015
- Late vaginal mucosal reaction, brachytherapy, gynecological cancer, high dose rate, 4433
- Lateral cephalogram, nevoid basal cell carcinoma syndrome, Gorlin–Goltz syndrome, *Ponticulus posticus*, arcuate foramen, atlanto-occipital ligament, calcification, phacomatosis, 7395
- Learning disability, neurofibromatosis type-1, tumour predisposition syndrome, phenotype, visibility, disease severity, adult, psychosocial aspects, cancer, survey, 3675
- Lectin histochemistry, breast cancer, malignant progression, mouse model, 7045
- Lectin, angiogenesis, extracellular matrix, tumor growth, wound healing, 3991
- Lectin, apoptosis, differentiation, glycosylation, malignancy, sialylation, 5429
- Left-right asymmetry, mammary gland, MMTV-cNeu, fractal dimension, neoplasia, 1171
- Legasil®, breast cancer, silibinin, silimarin, vitamin E, hepatic failure, chemotherapy, carboplatin, gemcitabine, 4323
- Leiomyosarcoma, sarcoma, uterine cancer, carcinosarcoma, lymphadenectomy, 985
- Lenalidomide, urothelial carcinoma, apoptosis, angiogenesis, cereblon, 3383
- Lentivirus, WT1, ovarian cancer, real-time quantitative PCR, clinical features, prognosis, disease-free survival, overall survival, 2331
- Lepidic-predominant, prognostic factor, small lung adenocarcinoma, histological subtype, lymphatic vessel invasion, 3153
- Leucovorin, colorectal liver metastases, hepatic resection, chemotherapy, oxaliplatin, fluorouracil, bevacizumab, 6655
- Leukemia cell lines, PARP inhibitors, HDAC inhibitors, PJ34, vorinostat, apoptosis, cell cycle, 1849
- Leukemia, AML, second primary malignancies, SEER, 3855
- Leukemia, cycloartane, cancer, Jamaican ball moss, 3505
- Leukemia, EPH receptor, ephrin, notch, 2913
- Leukemia, forodesine, deoxyguanosine, nelarabine, ara-G, ara-GTP, 4885
- Leukemia, sonodynamic therapy, ultrasound, cytochalasin B, preferential damage, 2195
- Leukemia,  $\alpha$ M $\beta$ 2 integrin, Mac-1, lymphoma, green fluorescent protein, bioactive peptide, xenograft, 645
- Leukemic plasmacytoid dendritic cell line, novel IDO inhibitor, Toho-1, PMDC05, antigen-presenting ability, CTL-inducing ability, Necrostatin-1®, 4021
- Leukopenia, renal cell carcinoma, sunitinib, survival, 3781
- Levonorgestrel, hyperplastic endometrial polyps, progestin therapy, intrauterine device, 2319
- Levothyroxine substitution therapy, clinical markers, hypothyroidism, predictive factor, renal cell carcinoma, sunitinib, 3177

- Lifestyle, pancreatic cancer, nutrition, diet, dietary factors, carcinogenesis, smoking, alcohol, epidemiology, review, 9
- Light-emitting diode, colon cancer, HT29, HCT116 cells, 4709
- Limb perfusion, soft tissue sarcomas, surgery, radiotherapy, chemotherapy, follow-up, metastatic disease, review, 5251
- LINE1*, global methylation, WBC DNA, 2985
- Linear discriminant analysis, gastric cancer, prediction of lymph node metastasis, 4471
- Linear energy transfer, clonogenic cell survival, high LET, low LET, relative biological effectiveness, 2801
- LINX™, GERD, reflux, esophageal sphincter, laparoscopy, 2341
- Lipid nanoemulsion, tocotrienols, vitamin E, breast cancer, oxazine derivatives, AKT, NFκB, 2715
- Lipid nanoparticle, siRNA, proteinase K, cancer, ribonucleotide reductase, 3531
- Lipidomic analysis, erythrocytes, cell membranes, fatty acids, colorectal cancer, 4775
- Lipiodol, hepatocellular carcinoma, chemoembolization, drug eluting beads, microsphere, pathology, response, imaging, 3597
- Lipocalin, glycodelin, immunosuppression, breast cancer, review, 1079
- Lipoma, atypical lipomatous tumor, cytogenetics, p16, well-differentiated liposarcoma, 3073
- Lipoma, D-Dimer, well-differentiated liposarcoma, differential diagnosis, 5181
- Liposomes, apoptosis, chemoresistance, cisplatin, ovarian carcinoma, 525
- Liposomes, crizotinib, nilotinib, hERG, QT prolongation, cardiotoxicity, 4733
- Lipoxal™, concomitant chemoradiation therapy, colorectal cancer, oxaliplatin, 5303
- Liver abscess, liver metastasis, radioembolization, biliodigestive anastomosis, bilioenteric anastomosis, hepaticojejunostomy, complications, 4315
- Liver cancer stem cells, hepatocellular carcinoma, epidermal growth factor, sorafenib, RAS/RAF/MAPK, PKI-587, PI-103, rapamycin, mTOR complex 1, mTOR complex 2, 1709
- Liver cancer, autophagy, BCAA, colorectal cancer, insulin, 4789
- Liver function, multinodular hepatocellular carcinoma, liver resection, 2421
- Liver metastases, breast cancer, surgery, extrahepatic metastases, 1281
- Liver metastases, chemoembolization, colorectal cancer, aflibercept, regorafenib, cetuximab, irinotecan, drug-eluting beads, DEBIRI, KRAS, review, 575
- Liver metastases, colorectal cancer, debulking surgery, 5547
- Liver metastasis from pancreatic cancer, chemotherapy, hepatectomy, gemcitabine, 2417
- Liver metastasis, colorectal neoplasms, radiofrequency ablation, aflibercept, 6775
- Liver metastasis, hybrid liposome, nanotherapy, colorectal cancer, apoptosis, 4701
- Liver metastasis, orthotopic model, cecal injection, intra-splenic injection, 3321
- Liver metastasis, radioembolization, biliodigestive anastomosis, bilioenteric anastomosis, hepaticojejunostomy, complications, liver abscess, 4315
- Liver microsomal stability, 20(OH)D3 analogs, VDR translocation, hypercalcemic effect, 2153
- Liver resection, breast cancer liver metastases, estrogen/progesteron receptor status, 5563
- Liver resection, hepatocellular carcinoma, stapler hepatectomy, survival, 767
- Liver resection, melanoma, hepatic metastasis, multimodal therapy, survival, case-control study, 6633
- Liver resection, multinodular hepatocellular carcinoma, liver function, 2421
- Liver transplantation, early gastric cancer, primary biliary cirrhosis, gastrectomy, coagulopathy, 4307
- Liver tumor, hepatocellular carcinoma, Wnt signaling, MAPK signaling, 4677
- Liver, neoplasm, Helical Computed Tomography (CT), Multidetector row CT (MDCT), triphasic technique, split-bolus technique, oncology, 4335
- LNCaP, prostate cancer, exosome, microvesicle, androgen receptor, prostate-specific membrane antigen, 3419
- Local cancer treatment, metals, nanoparticle radioenhancer, functionalized hafnium oxide, review, 443
- Local control, postoperative radiation, postoperative radiotherapy, pleomorphic adenoma, benign, parotid, close margins, positive margins, radiation toxicity, 4247
- Local flaps, breast reconstruction, conservative breast surgery, partial mastectomy, oncoplastic, reduction mammoplasty, outcome, complications, 1099
- Local therapy, bone cement, PMMA, valproic acid, SAHA, HDAC inhibitor, 6459
- Locally advanced, chemoradiation, chemotherapy, elderly patients, induction treatment, non-small cell lung cancer, 4373
- Locally advanced, oral vinorelbine, lung cancer, concomitant radiotherapy, cisplatin phase II study, 1959
- Locoregional recurrence, HER2, breast cancer, radiotherapy, 1207
- Locoregional recurrence, immediate breast reconstruction, non-endocrine responsive patients, invasive breast cancer, 6677
- Locoregional recurrence, triple-negative breast cancer, node-negative breast cancer, adjuvant chemotherapy, CMF, 1301
- Long-term outcome, sequence, radiotherapy, hormone therapy, aromatase inhibitor, 4311

- Long-term results, stage III esophageal cancer, radio-chemotherapy, prognostic factors, EPO expression, EPO-R expression, 4351
- Long-term survival, metastatic breast cancer, coexistent diseases, genetics of cancer, prognostic factors, 5637
- Long-term survival, mixed adenoneuroendocrine carcinoma, MANEC, colorectal adenocarcinoma, exome sequencing, SMARCA4, autologous stem cell transplantation, high-dose chemotherapy, 5517
- Long-term survivors, clinical features, hepatocellular carcinoma, HCC, prolonged survival, prognosis, anti-angiogenic targeted therapy, sorafenib, 1047
- Loss of heterozygosity, microsatellite instability, TGCT, seminomas, non-seminomas, 4005
- Low LET, clonogenic cell survival, linear energy transfer, high LET, relative biological effectiveness, 2801
- Low-dose naltrexone, hydroxycitrate, alpha lipoic acid, metabolism, advanced cancer, 973
- LTPs, GTPs, precancerous lesions, proliferation, DNA damage, 683
- Luciferase assay, benzimidazole, drug metabolism, HIF-1 $\alpha$  inhibition, platelet aggregation running, 3891
- Luminal tumor, breast cancer, somatostatin receptors, immunohisto-chemistry, 3997
- Luminal-type, breast cancer, TYRO3, siRNA, targeted therapy, 3337
- Lung adenocarcinoma, acriflavine (ACF), A549, 6467
- Lung adenocarcinoma, *ALK* rearrangement, *KRAS* mutation, CNS metastases, 3701
- Lung adenocarcinoma, AXL, monoclonal antibody therapy, 1821
- Lung adenocarcinoma, epidermal growth factor receptor mutation, small biopsy, *EGFR*, 3189
- Lung adenocarcinoma, intratumoral heterogeneity, oncogenic driver mutations, 707
- Lung adenocarcinoma, microRNA, metastasis, differential diagnosis, 2297
- Lung adenocarcinoma, squamous cell carcinoma, smoking habit, second-hand smoke, never smoker, xenobiotic genes, tumor-suppressor genes, genome-wide association studies, obesity, metabolic syndrome, review, 5229
- Lung cancer chemotherapy, pharmacogenomic, polymorphism patents, cisplatin, gemcitabine, taxanes, pemetrexed, vinorelbine, 5241
- Lung cancer prognosis, fluorodeoxyglucose, TTF1, 2467
- Lung cancer, 3DCRT, IMRT, population-based study, 5175
- Lung cancer, amrubicin, ABCB1, polymorphism, neutropenia, 3517
- Lung cancer, anoikis, EMT, pro-survival pathway, *Dendrobium ellipsophyllum*, 1931
- Lung cancer, bevacizumab, chemotherapy, targeted therapy, metastatic lung cancer, advanced lung cancer, cost-effectiveness analysis, review, 1537
- Lung cancer, brain metastasis, peritumoral edema, immunohistochemistry, CD44v6, caspase, smoking, gender differences, 5593
- Lung cancer, chemotherapy, exhaled breath condensate, 8-isoprostane, 5143
- Lung cancer, cucurbitacin D, *Ecbalium elaterium*, NSCLC-N6, G1 cell cycle arrest, gene expression, CDK1, apoptosis, 4797
- Lung cancer, *Dendrobium ellipsophyllum*, bibenzyls, flavonoids, anti-metastasis, cytotoxicity, anoikis, 6573
- Lung cancer, early detection, thymidine kinase 1, TK1, operable lung cancer, 2145
- Lung cancer, encephalitis, Herpes Simplex Virus, brain radiotherapy, immunosuppression, 4411
- Lung cancer, FDG, PET, PET/CT, cancer screening, Japan, 183
- Lung cancer, glucan, organic selenium, cancer, immunity, breast cancer, 6939
- Lung cancer, ground-glass nodule, pulmonary resection, 7401
- Lung cancer, integrin, metastasis, ouabain, 5495
- Lung cancer, integrin, migration, cisplatin, metastasis, 7111
- Lung cancer, intercellular cell-adhesion molecule, immunoglobulin, cell signaling, cell-cell interaction, cell polarity, prognosis, review, 4665
- Lung cancer, NSCLC, gefitinig, hemodialysis, bone metastasis, 319
- Lung cancer, oral vinorelbine, locally advanced, concomitant radiotherapy, cisplatin phase II study, 1959
- Lung cancer, ouabain, cancer metastasis, cell detachment, ATP-dependent tyrosine kinase, focal-adhesion kinase H23 cells, 2231
- Lung cancer, platinum, DNA repair mechanisms, predictive markers, review, 493
- Lung cancer, polymorphism, genotype, interleukin-10, smoking, Taiwan, 7039
- Lung cancer, polymorphism, genotype, smoking, Taiwan, XRCC7, 7001
- Lung cancer, postoperative care, bleeding, comorbidity, surgery, 981
- Lung cancer, radiation therapy, transbronchial biopsy, bronchoscopy, pneumonitis, lung injury, 3119
- Lung cancer, sphingomyelinase, p53, PRIMA-1, apoptosis, 3271
- Lung cancer, tomotherapy, soft tissue matching, image-guided SBRT, 7383
- Lung cancer, tyrosine kinase inhibitors, resistance, apoptosis, cell cycle, 2841
- Lung injury, lung cancer, radiation therapy, transbronchial biopsy, bronchoscopy, pneumonitis, 3119
- Lung neoplasms, bone morphogenetic proteins, cell proliferation, cell survival, RNA interference, preclinical drug evaluation, microRNAs, 2095

- Lung, malignant melanoma, cell adhesion, neoplasm metastasis, <sup>18</sup>F-FDG, 3845
- Lycopene, beta-carotene, breast cancer, bioactive compounds, cell cycle, 1377
- Lymph node involvement, FDG-PET, non-small cell lung cancer, SUVmax, 805
- Lymph node metastasis, <sup>18</sup>F-FAMT, CRT, esophageal cancer, 7473
- Lymph node metastasis, animal study, magnetic resonance imaging of lymph nodes, MRI, P904, ultra-small superparamagnetic iron oxide particle, USPIO, 5389
- Lymph node metastasis, *HMGB1*, colorectal cancer, 5357
- Lymph node metastasis, hormone receptors, HER2, primary breast cancer, immunohistochemistry, prognosis, 1435
- Lymph node metastasis, pancreatic cancer, pancreatectomy, lymph node ratio, 2389
- Lymph node metastasis, VEGFC, lymphangiogenesis, lymphatic vessel density, gastric cancer, 3911
- Lymph node metastasis, *WAVE2*, gastric cancer, *ROCK*, 2185
- Lymph node ratio, pancreatic cancer, pancreatectomy, lymph node metastasis, 2389
- Lymph nodes, breast cancer, heparanase, tumor grade, 2797
- Lymph nodes, breast neoplasms, mammography, ultrasonography, magnetic resonance imaging, 1295
- Lymph nodes, rectal cancer, chemoradiotherapy, radiotherapy, 4195
- Lymph vascular space invasion, conization, microinvasive cervical cancer, cone margins, 4345
- Lymphadenectomy, colorectal cancer, pulmonary metastasis, metastasectomy, TPS, 4239
- Lymphadenectomy, endometrial cancer, hysterectomy, laparoscopy, obese women, 2497
- Lymphadenectomy, node metastases, early ovarian cancer, prognosis, histology, 6735
- Lymphadenectomy, sarcoma, uterine cancer, carcinosarcoma, leiomyosarcoma, 985
- Lymphadenectomy, vulvar cancer, radical vulvectomy, separate incisions, simultaneous, regional anesthesia, 7345
- Lymphangiogenesis, oral cancer, sodium butyrate, vascular endothelial growth factor, angiogenesis, 1701
- Lymphangiogenesis, VEGFC, lymphatic vessel density, lymph node metastasis, gastric cancer, 3911
- Lymphatic invasion, vascular invasion, breast cancer, prognosis, 1255
- Lymphatic invasion, vascular invasion, colorectal cancer, prognosis, 3147
- Lymphatic vascularity, breast cancer, pregnancy, angiogenesis, tumor stroma, 125
- Lymphatic vessel density, VEGFC, lymphangiogenesis, lymph node metastasis, gastric cancer, 3911
- Lymphatic vessel invasion, prognostic factor, small lung adenocarcinoma, lepidic-predominant, histological subtype, 3153
- Lymphnode metastasis, eEF1A2, NSCLC, immunohistochemistry, survival analysis, 651
- Lymphocyte-to-monocyte ratio, pancreatic adenocarcinoma, prognosis, pancreatic resection, 5163
- Lymphoma, <sup>90</sup>Y-Ibritumomab tiuxetan, salvage therapy, DLBCL, 5121
- Lymphoma, rituximab, diffuse large B-cell lymphoma, outcome, 2559
- Lymphoma, uterus, cervix, diagnosis, treatment, vaginal bleeding, 4377
- Lymphoma,  $\alpha$ M $\beta$ 2 integrin, Mac-1, leukemia, green fluorescent protein, bioactive peptide, xenograft, 645
- Lynch syndrome, endometrial cancer, microsatellite instability analysis, screening, uterine cavity washings, 3211
- Lysine, amino acid-based poly (ester-amide)s, polysaccharides, dextran, chitosan, cationic polymers, prostate cancer, cytotoxicity, apoptosis, necrosis, arginine, 3981
- Lysophosphatidylserine, GPR34, colorectal cancer, chemotactic migration, 5465
- 1-Methyl-4-phenylpyridinium ion, anticancer activity, glutathione, human non-small cell lung adenocarcinoma cells, selectivity index, 5447
- 1-Methyl-4-phenylpyridinium ion, anticancer activity, glutathione, human non-small cell lung adenocarcinoma cells, selectivity index, 5447
- Mac-1,  $\alpha$ M $\beta$ 2 integrin, leukemia, lymphoma, green fluorescent protein, bioactive peptide, xenograft, 645
- Macroautophagy, autophagy, death-associated protein 1, apoptosis, carcinogenesis, oncogenesis, breast cancer, review, 1
- Macrobiotics, cancer diet, patient counseling, raw food diet, alkaline diet, Gerson's regime, Breuss cure, Budwig diet, ketogenic diet, review, 39
- Macrophage, histidine-rich glycoprotein, innate immunity, hemostasis, tumor microenvironment, review, 593
- Macrophages, inheritable cancer resistance, S180 sarcoma cells, epigenetic transmission, 6315
- Macrophages, oleic acid, nitric oxide, human cancer, vitamin D, Gc protein-derived macrophage activating factor, 3569
- MAD2, squamous cell carcinoma, oral, prognostic factor, spindle checkpoint, *BUBR1*, 7021
- MAG11, tight junction, adhesion, metastasis, cancer, review, 3251
- Magnetic resonance imaging of lymph nodes, animal study, lymph node metastasis, MRI, P904, ultra-small superparamagnetic iron oxide particle, USPIO, 5389
- Magnetic resonance imaging, breast cancer, mammography, digital breast tomosynthesis, 1219
- Magnetic resonance imaging, breast neoplasms, lymph nodes, mammography, ultrasonography, 1295
- Magnolol, IGF, IGF-BPs, prostate cancer cells, 6333

- Mahlavu, acriflavine, hepatocellular carcinoma, 3549
- MALDI mass spectrometry imaging, MALDI-MSI, tissue microarray, renal cell cancer, biomarker, 2255
- MALDI-MSI, MALDI mass spectrometry imaging, tissue microarray, renal cell cancer, biomarker, 2255
- Male breast cancer, risk factors, clinical features, histological features, familial predisposition, 1291
- Malignancy, adrenal, large adrenal tumor, adrenocortical carcinoma, pheochromocytoma, laparoscopy, 2581
- Malignancy, apoptosis, differentiation, glycosylation, lectin, sialylation, 5429
- Malignancy, rheumatic disease, paraneoplastic syndromes, cancer immunity, 6669
- Malignant glioma, brain tumors, nanoparticles, thermotherapy, review, 565
- Malignant gliomas, gefitinib, *EGFR* signaling, PiT-1, 6527
- Malignant lymphoma, thyroid, radiotherapy, thyrotropin, hypothyroidism, 4427
- Malignant melanoma, CD147, matrix metalloproteinases, microvesicles, exosomes, 7091
- Malignant melanoma, cell adhesion, neoplasm metastasis, lung, <sup>18</sup>F-FDG, 3845
- Malignant mesothelioma, anaplastic lymphoma kinase, crizotinib, fluorescent *in situ* hybridization, immunohistochemistry, targeted therapy, 2589
- Malignant mesothelioma, E-cadherin,  $\beta$ -catenin, Ki-67, metastasis, 3061
- Malignant peripheral nerve sheath tumors, MPNST, resection margin, reference histology, 777
- Malignant pleural effusion, mesothelioma, mesothelin, Mesomark assay, cytology, 7425
- Malignant pleural mesothelioma, dipalmitoleoyl-sn-glycero-3-phosphoethanolamine, protein phosphatase, apoptosis, 1759
- Malignant progression, breast cancer, lectin histochemistry, mouse model, 7045
- Mammalian target of rapamycin, rapamycin, 5-fluorouracil, 3329
- Mammary cancer, withania, chemoprevention, mice, 6327
- Mammary epithelium, cell identity, atypical ductal hyperplasia, ductal carcinoma *in situ*, 1307
- Mammary gland, MMTV-cNeu, fractal dimension, left-right asymmetry, neoplasia, 1171
- Mammary tumours, galectin-1, galectin-3, vessel invasion, metastasis, canine, 2211
- Mammogram, breast cancer, risk factors, Argentina, 5537
- Mammography, breast cancer, digital breast tomosynthesis, magnetic resonance imaging, 1219
- Mammography, breast cancer, quality control, screening programs, in-service training, mobile units, 5057
- Mammography, breast neoplasms, lymph nodes, ultrasonography, magnetic resonance imaging, 1295
- Mammotome biopsy, microcalcification, MRI, BIRADS, 6749
- Mandible, cemento-osseous dysplasia, cementoma, jaw neoplasms, 2533
- MANEC, mixed adenoneuroendocrine carcinoma, colorectal adenocarcinoma, exome sequencing, SMARCA4, autologous stem cell transplantation, high-dose chemotherapy, long-term survival, 5517
- MAPK signaling, hepatocellular carcinoma, liver tumor, Wnt signaling, 4677
- MAPK, tanshinone IIA, gastric carcinoma AGS cells, G2/M arrest, 7097
- MarketScan® database, statin, colorectal cancer, prevention, non-elderly, 5043
- Matched pair, breast cancer, metastatic disease, bevacizumab, predictive markers, hypertension, survival, 227
- MATE1, transporters, cisplatin, toxicities, review, membrane transporters, Ctr2, OCT2, 547
- Matrix metalloproteinases, CD147, malignant melanoma, microvesicles, exosomes, 7091
- MCF-7 cells, cytochrome C, vitamin C, radiation survival, free radicals, 1343
- MCF-7 cells, hypersensitivity, oestrogen deprivation, insulin, breast cancer, 99
- MCF-7, doxorubicin, vasopressin, aldosterone, breast cancer, angiotensin II, 1843
- MCF-7, MDA-468, apoptosis, caspase-3, colony formation, breast cancer, 1801
- MCF-7, MGN-3, Biobran, MTT, 4T1, paclitaxel, 81
- MCF7, ouabain, ABCB1, ABCC1, MDA-MB-231 cells, 1441
- MCF7, propofol, bupivacaine, breast cancer cells, MDA-MB-231, NET1 gene, cell migration, 1321
- MDA-468, MCF-7, apoptosis, caspase-3, colony formation, breast cancer, 1801
- MDA-MB-231 cells, ouabain, ABCB1, ABCC1, MCF7, 1441
- MDA-MB-231, propofol, bupivacaine, breast cancer cells, MCF7, NET1 gene, cell migration, 1321
- MDA-PCa 2b, benzimidazole, celecoxib, COX-2, sulfasalazine, PC3, prostate cancer, docking, focal adhesion, 4755
- Mechanism of action prediction, piperazinediones, NCI-60 anticancer screening, *in vivo* antitumor activity, COMPARE algorithm, azatyrosinamide, tubulin polymerization inhibitor, DTP, NCI/NIH, 4013
- Mediastinal lymph node, esophageal stenosis, cervical cancer, recurrence of cervical carcinoma, 363
- Mediastinal lymph node, esophagogastric junction cancer, recurrence, 4391
- Medullary thyroid carcinoma, calcitonin, <sup>18</sup>F-DOPA, PET, 6647

- Melanoma, brain metastases, radiosurgery, 5079
- Melanoma, cell lines, Pcd4, tumor suppressor, expression, Akt signaling pathway, 2315
- Melanoma, CTLA-4, ipilimumab, vemurafenib, *BRAF*, PD1, 1493
- Melanoma, hepatic metastasis, liver resection, multimodal therapy, survival, case-control study, 6633
- Melanoma, IGF1, Breslow score, sentinel node metastasis, 5217
- Melanoma, PAR2, metastasis, murine model, 3511
- Melanoma, radiation effects, rosmarinic acid, micronuclei, radioprotectors, radiosensitizers, PNT2, B16F10 cells, 1913
- Melanoma, radiosurgery, new brain metastases, predictive score, whole-brain irradiation, 5589
- Melanoma, recurrence, sentinel lymph node, 3197
- Melatonin, cancer, chemotherapy, quality of life, clinical trial, 8-oxo-7, 8-dihydro-2'-deoxyguanosine, 8-oxodG, 7327
- Melting curve, *EGFR*, *KRAS*, mutation, heterogeneity, deletion, 613
- Membrane lipid peroxidation, ultrasound, nanomedicine, fullerenes, sonodynamic therapy, sarcoma 180, reactive oxygen species, 6481
- Membrane transporters, transporters, cisplatin, toxicities, review, Ctr2, OCT2, MATE1, 547
- Mesenchymal stem cell, T-cell lymphoma, growth inhibition, cytotherapy, 4839
- Mesenchymal stem cells, cytotherapy, gene therapy, glioblastoma, 729
- Mesomark assay, mesothelioma, mesothelin, malignant pleural effusion, cytology, 7425
- Mesothelin, mesothelioma, malignant pleural effusion, Mesomark assay, cytology, 7425
- Mesothelioma, arginine deprivation, TNF-related apoptosis-inducing ligand (TRAIL), 6991
- Mesothelioma, circulating tumor cells, CTC, MetaCell, cultivation, 2565
- Mesothelioma, mesothelin, malignant pleural effusion, Mesomark assay, cytology, 7425
- MET, biomarkers, prognosis, ER-positive, HER2-positive, breast cancer, 1227
- Meta-analysis, breast cancer, vitamin D, epidemiology, survival, mortality, 1163
- Metabolic response, non-small cell lung cancer, prognosis, concurrent chemoradiotherapy, 2517
- Metabolic syndrome, lung adenocarcinoma, squamous cell carcinoma, smoking habit, second-hand smoke, never smoker, xenobiotic genes, tumor-suppressor genes, genome-wide association studies, obesity, review, 5229
- Metabolic syndrome, monocyte, transmembrane TNF- $\alpha$ , type 2 diabetes, zinc, 295
- Metabolism, hydroxycitrate, alpha lipoic acid, low-dose naltrexone, advanced cancer, 973
- Metabolites, capecitabine, premedication, interaction, pantoprazole, HPLC, 3371
- Metabolomics, *EGFR*-TKI resistance, glutamine metabolism, copy-number alteration, MYC, non-small cell lung cancer, 2779
- MetaCell, circulating tumor cells, CTC, prostate cancer, cultivation, minimal residual disease, virgin CTC, biomarker, culturing, blood biopsy, 3641
- MetaCell, mesothelioma, circulating tumor cells, CTC, cultivation, 2565
- Metal complexes, cancer, gold, proteasome, apoptosis, inorganic compounds, review, 487
- Metals, local cancer treatment, nanoparticle radioenhancer, functionalized hafnium oxide, review, 443
- Metastectomy, colorectal cancer, pulmonary metastasis, lymphadenectomy, TPS, 4239
- Metastases, uroplakin III, urinary bladder, urothelial carcinoma, diagnosis, 6779
- Metastasis, breast cancer, cancer, mutation, gene copy number, epigenetics, histone modification, histone deacetylase inhibitors, methylation, de-methylation, oncogene, tumor suppressor genes, cancer progenitor cells, breast cancer progression, epithelial-mesenchymal transition (EMT), therapeutics, combination therapy, drug resistance, review, 1071
- Metastasis, BRMS-1, breast cancer, survival, cell migration, PLC- $\gamma$ , 1417
- Metastasis, colorectal cancer, bevacizumab, chemotherapy, survival, 949
- Metastasis, colorectal cancer, microRNAs, 3957
- Metastasis, colorectal, cancer, seed and soil, review, 2087
- Metastasis, desmopressin, vasopressin, peptide analog, hemostasis, breast cancer, 4761
- Metastasis, frozen autograft, bone, cancer, reconstruction, 5569
- Metastasis, galectin-1, galectin-3, mammary tumours, vessel invasion, canine, 2211
- Metastasis, integrin, lung cancer, migration, cisplatin, 7111
- Metastasis, integrin, lung cancer, ouabain, 5495
- Metastasis, MAGI1, tight junction, adhesion, cancer, review, 3251
- Metastasis, malignant mesothelioma, E-cadherin,  $\beta$ -catenin, Ki-67, 3061
- Metastasis, microRNA, lung adenocarcinoma, differential diagnosis, 2297
- Metastasis, non-melanoma skin cancer, skin adnexal tumors, eccrine cancer, porocarcinoma, chemotherapy, targeted therapy, review, 5263
- Metastasis, osteosarcoma, IGF-1, TMA, chemotherapy response, survival, 3881
- Metastasis, osteosarcoma, MSH2, MSH6, MSH2/6 TMA, chemotherapy responder, survival, demographics, 6961
- Metastasis, PAR2, melanoma, murine model, 3511

- Metastasis, RECK, MMP, VEGF, review, 3867
- Metastatic breast cancer, advanced-stage breast cancer, chemotherapy, sodium folinate, 5-FU, 7233
- Metastatic breast cancer, chemotherapy, nab-paclitaxel, SPARC, 6609
- Metastatic breast cancer, estrogen receptor, receptor discordance, 3657
- Metastatic breast cancer, HER2-positivity, S-1, trastuzumab, first-line therapy, 3583
- Metastatic breast cancer, itraconazole, triple-negative breast cancer, third-line chemotherapy, 3839
- Metastatic breast cancer, long-term survival, coexistent diseases, genetics of cancer, prognostic factors, 5637
- Metastatic colorectal cancer, cancer vaccine, clinical trial, 7-peptide vaccine, oral chemotherapy, refractory to standard chemotherapy, 3045
- Metastatic colorectal cancer, chemotherapy, carcino-embryogenic antigen, 191
- Metastatic colorectal cancer, chemotherapy, FOLFIRI regimen, *UGT1A1*, phase II study, 195
- Metastatic colorectal cancer, GemCap, cell-free DNA, plasma, 845
- Metastatic disease, breast cancer, bevacizumab, predictive markers, hypertension, survival, matched pair, 227
- Metastatic disease, soft tissue sarcomas, surgery, radiotherapy, chemotherapy, limb perfusion, follow-up, review, 5251
- Metastatic lung cancer, lung cancer, bevacizumab, chemotherapy, targeted therapy, advanced lung cancer, cost-effectiveness analysis, review, 1537
- Metastatic non-clear cell renal cell carcinoma, adverse effects, sunitinib, 4329
- Metastatic renal cell carcinoma, pneumonitis, pulmonary function test, everolimus, 5723
- Metastatic renal cell carcinoma, sunitinib, sorafenib, everolimus, axitinib, 5643
- Metastatic spinal cord compression, non-small cell lung cancer, extraspinal involvement, survival, prognostic factors, 2503
- Metastatic spinal cord compression, pancreatic cancer, radiotherapy, functional outcome, survival, 3727
- Metastatic unknown primary cancer squamous cell carcinoma, oropharynx-targeted radiation therapy concurrent chemoradiotherapy, 243
- Metformin, MMP9, tamoxifen resistance, invasion, migration, 4127
- Metformin, pancreatic cancer, Sonic Hedgehog, Hedgehog signaling pathway, 1765
- Methodology, advanced NSCLC, immunohistochemical analysis, insulin-like growth factor 1 receptor, qRT-PCR, 2991
- Methylation, breast cancer, cancer, mutation, gene copy number, epigenetics, histone modification, histone deacetylase inhibitors, de-methylation, oncogene, tumor suppressor genes, metastasis, cancer progenitor cells, breast cancer progression, epithelial-mesenchymal transition (EMT), therapeutics, combination therapy, drug resistance, review, 1071
- Methylation, cervical cancer, estrogen receptor, outcome, survival, 723
- Methylation, colorectal cancer, vimentin, 4121
- Methylation-specific polymerase chain reaction, DNA methylation, vincristine, colonic neoplasms, demethylation, *RUNX3*, 133
- Metronomic chemotherapy, T-negative breast cancer, capecitabine, bone metastasis, brain metastasis, stereotactic radiosurgery, quality of life, FACT-B, 4287
- MGB*, *KRT19*, *PTHRP*, circulating tumor cells (CTCs), PCR, breast cancer., 6691
- MGMT* promoter methylation, oligodendroglioma, co-deletion 1p/19q, *IDH1/2* mutations, personalized medicine, novel treatment, review, 1587
- MGN-3, Biobran, MTT, 4T1, MCF-7, paclitaxel, 81
- MGPS, biliary stent, Glasgow prognostic score, stent patency, unresectable malignant biliary obstruction, 3617
- Mice, *N*-Nitrosodiethylamine (DEN), hepatic lesions, histology, carcinogenesis, 7029
- Mice, withania, chemoprevention, mammary cancer, 6327
- Microcalcification, mammotome biopsy, MRI, BIRADS, 6749
- Microcalcifications, vacuum-assisted breast biopsy, patient acceptance, 3831
- Microinvasive cervical cancer, conization, cone margins, lymph vascular space invasion, 4345
- Micrometastasis, NSCLC, regulatory T-cells, regional lymph node lymphocytes, surgical resection, 7185
- Micrometastasis, translymphatic chemotherapy, sentinel node, paclitaxel, 2-methacryloyloxyethyl phosphorylcholine, 1751
- Micronuclei, radiation effects, rosmarinic acid, radioprotectors, radiosensitizers, melanoma, PNT2, B16F10 cells, 1913
- MicroRNA *miR-1*, prostate cancer, oncogenesis, heat-shock protein HSPB1, 3475
- MicroRNA, cutaneous T-cell lymphoma (CTCL), mycosis fungoides, diagnosis, 7207
- MicroRNA, gastric cancer, polymorphism, chemotherapy, *Hsa-mir-499*, rs3746444, 5199
- MicroRNA, lung adenocarcinoma, metastasis, differential diagnosis, 2297
- MicroRNA, *miR-196a*, rs11614913, breast cancer, prognosis, 2943
- MicroRNA, pancreatic neuroendocrine neoplasia, serum, *miR-193b*, 2249
- MicroRNA, prostate cancer, biomarker, serum, *miR-141*, *miR-26a-1*, 665



- MicroRNAs, bone morphogenetic proteins, lung neoplasms, cell proliferation, cell survival, RNA interference, preclinical drug evaluation, 2095
- MicroRNAs, colorectal cancer, metastasis, 3957
- MicroRNAs, diffuse large B-cell lymphoma, pathophysiology, diagnosis, prognosis, review, 557
- MicroRNAs, follicular lymphoma, *BCL2*, *BCL6*, 2105
- MicroRNAs, testicular cancer, pathophysiology, diagnosis, prognosis, review, 2709
- Microsatellite instability analysis, endometrial cancer, Lynch syndrome, screening, uterine cavity washings, 3211
- Microsatellite instability, chromosomal instability, *BUBR1*, *TP53* gene, colorectal cancer, 5421
- Microsatellite instability, loss of heterozygosity, TGCT, seminomas, non-seminomas, 4005
- Microscopic residual disease, gastric cancer, gastrectomy, R1, positive margins, resection line involvement, 6283
- Microsphere, hepatocellular carcinoma, lipiodol, chemoembolization, drug eluting beads, pathology, response, imaging, 3597
- Microspheres, transcatheter arterial embolization, hepatocellular carcinoma, Bland-TAE, 1947
- Microvascular density, eyelid, basal cell carcinoma, squamous cell carcinoma, angiogenesis, 4977
- Microvasculature, experimental carcinogenesis, oral cancer, hamster cheek pouch, angiogenic switch, angiogenesis, 6381
- Microvesicle, prostate cancer, exosome, LNCaP, androgen receptor, prostate-specific membrane antigen, 3419
- Microvesicles, CD147, malignant melanoma, matrix metalloproteinases, exosomes, 7091
- Microvessel density (MVD), vascular endothelial growth inhibitor 174 (VEGI 174), prognosis, clear cell renal cell carcinoma, 715
- Mifepristone, immune suppression, progesterone-induced blocking factor, pulmonary lesion, rapidly advancing leukemia, 2413
- Migration, cervical cancer, dehydroepiandrosterone, proliferation, adhesion, 4039
- Migration, growth differentiation factor-9, GDF9, cellular adhesion, invasion, growth, clear-cell renal cell carcinoma, 6515
- Migration, integrin, lung cancer, cisplatin, metastasis, 7111
- Migration, metformin, MMP9, tamoxifen resistance, invasion, 4127
- Migration, SOD3, prostate cancer, proliferation, hydrogen peroxide, DNA damage, 2821
- Minimal residual disease, circulating tumor cells, CTC, prostate cancer, cultivation, MetaCell, virgin CTC, biomarker, culturing, blood biopsy, 3641
- Minimally invasive surgery, esophageal cancer, esophagectomy, pulmonary complication, 2399
- MiR-129, *miR-139*, HER2, breast cancer, gastric cancer, 3807
- MiR-139, *miR-129*, HER2, breast cancer, gastric cancer, 3807
- MiR-141, prostate cancer, biomarker, serum, microRNA, *miR-26a-1*, 665
- MiR-155, breast cancer, biomarkers, *miR-195*, *miR-21*, 7443
- MiR-193b, pancreatic neuroendocrine neoplasia, microRNA, serum, 2249
- MiR-195*, breast cancer, biomarkers, *miR-155*, *miR-21*, 7443
- miR-196a*, microRNA, rs11614913, breast cancer, prognosis, 2943
- MiR-21, breast cancer, biomarkers, *miR-155*, *miR-195*, 7443
- MiR-26a-1, prostate cancer, biomarker, serum, microRNA, *miR-141*, 665
- MiRNA, CRC biomarkers, CIMP, CIN, MSI, *KRAS*, *BRAF*, review, 2061
- MiRNA, TNBC, BRCA1, PARP1, breast cancer cells, 4893
- Mitochondria, equol, apoptosis, caspase, cervical cancer cells, 4985
- Mitochondrial DNA, colorectal cancer, mtDNA deletion, 147
- Mitochondrial transmembrane potential, N, N'-Bis(2-hydroxybenzyl)ethylenediamine derivatives, cytotoxic activity, cell cycle phase, MMP, 1601
- Mitomycin C, p21<sup>WAF1/Cip1</sup>, resveratrol, colorectal cancer, cell cycle, 5439
- Mitotic catastrophe, cell cycle, daunorubicin, DNA strand breaks, formamidinodaunorubicins, programmed cell death, 7151
- Mitotic catastrophe, radiation, cell cycle checkpoint, cell death, gene expression, 3875
- Mixed adenoneuroendocrine carcinoma, MANEC, colorectal adenocarcinoma, exome sequencing, SMARCA4, autologous stem cell transplantation, high-dose chemotherapy, long-term survival, 5517
- MK-1, fusion protein, IL-2, single-chain variable fragment, tumor-associated antigen, 3937
- MMP, N, N'-Bis(2-hydroxybenzyl)ethylenediamine derivatives, cytotoxic activity, cell cycle phase, mitochondrial transmembrane potential, 1601
- MMP, RECK, VEGF, metastasis, review, 3867
- MMP1, MMP2, MMP9, serum tumor marker, head and neck squamous cell carcinoma, oropharyngeal, laryngeal, hypopharyngeal cancer, 7431
- MMP-14, MMP-2, head and neck squamous cell carcinoma, docetaxel, fluorouracil, 4929
- MMP2, cervical cancer, VEGFA, TIMP2, MMP9, radiochemotherapy response, 385
- MMP2, MMP1, MMP9, serum tumor marker, head and neck squamous cell carcinoma, oropharyngeal, laryngeal, hypopharyngeal cancer, 7431
- MMP-2, MMP-14, head and neck squamous cell carcinoma, docetaxel, fluorouracil, 4929
- MMP7, cholangiocarcinoma, diagnosis, CEA, CA 19-9, CYFRA 21-1, serum tumor marker, 6663

- MMP-9, breast cancer, invasive ductal carcinoma, histological grade, gene expression, MMPs, Saudi Arabia, 1355
- MMP9, cervical cancer, VEGFA, TIMP2, MMP2, radiochemotherapy response, 385
- MMP9, metformin, tamoxifen resistance, invasion, migration, 4127
- MMP9, MMP1, MMP2, serum tumor marker, head and neck squamous cell carcinoma, oropharyngeal, laryngeal, hypopharyngeal cancer, 7431
- MMPs, breast cancer, invasive ductal carcinoma, histological grade, gene expression, MMP-9, Saudi Arabia, 1355
- MMTV-cNeu, mammary gland, fractal dimension, left-right asymmetry, neoplasia, 1171
- Mobile units, breast cancer, mammography, quality control, screening programs, in-service training, 5057
- Molecular biomarkers, UPA-PAI-1, adjuvant chemotherapy, node-negative breast cancer, 1213
- Molecular chaperones, cancer, gene therapy, HSP27, glioblastoma, 4915
- Molecular pathway targets, conventional chemotherapy, epithelial ovarian cancer, histological subtypes, PARP inhibitors, tumour angiogenesis, tyrosine kinase inhibitors, review, 2069
- Molecular-targeted therapy, cardiotoxicity, hypertension, cardiac dysfunction, VEGF, review, 3243
- Molt-4 cells, dihydroartemisinin, sodium salicylate, free radicals, iron, 3399
- Monastrol, glioma, ecto-5' nucleotidase, LaSOM 63, 1837
- Monoclonal antibody therapy, AXL, lung adenocarcinoma, 1821
- Monoclonal antibody, anticancer agent, pharmacokinetics, subcutaneous administration, review, 1579
- Monocyte chemotactic protein-1, tumor-associated macrophages, garlic constituents, diallyl disulfide, 2763
- Monocyte, metabolic syndrome, transmembrane TNF- $\alpha$ , type 2 diabetes, zinc, 295
- Monofunctional platinum, 8-hydroxyquinoline, drug combination, drug resistance, ovarian cancer, 7077
- Monofunctional platinum, benzimidazole, drug resistance, drug combination, ovarian cancer, 5453
- Monofunctional platinum, cytotoxicity, transcription, RNA polymerase II, X-ray structure, pyriplatin, review, 471
- Morbidity, cytoreductive surgery, HIPEC, hyperthermia, mortality, 5689
- Mortality, breast cancer, vitamin D, epidemiology, survival, meta-analysis, 1163
- Mortality, cytoreductive surgery, HIPEC, hyperthermia, morbidity, 5689
- Motility, laparoscopic proximal gastrectomy, gastric tube, gastric cancer, 4293
- Mouse model, breast cancer, lectin histochemistry, malignant progression, 7045
- Mouse model, cancer, cell sheet, tissue engineering, transplantation, 4747
- Mouse T-lymphoma cell lines, phenothiazines, multidrug resistance, P-glycoprotein, ABCB1, ATP-binding cassette protein B1, rhodamine 123, ethidium bromide, thioridazine, verapamil, 1737
- MPNST, malignant peripheral nerve sheath tumors, resection margin, reference histology, 777
- MRI screening, retinoblastoma, trilateral retinoblastoma, risk factors, 7449
- MRI, mammotome biopsy, microcalcification, BIRADS, 6749
- MRI, animal study, lymph node metastasis, magnetic resonance imaging of lymph nodes, P904, ultra-small superparamagnetic iron oxide particle, USPIO, 5389
- MRI, PET, contrast agent, gadolinium, *in vitro*, *in vivo*, self-assembled nanoparticles, 49
- MRI, pheochromocytoma, <sup>18</sup>F-DOPA, PET, CT, 791
- MRI-guided biopsy, prostate cancer, CCP score, cell-cycle progression score, active surveillance, multiparametric MRI, 2459
- MRNA expression, laryngeal cancer, immunohistochemistry, Notch, Jagged1, multivariate analysis, prognostic value, 6495
- MSH2, osteosarcoma, MSH6, MSH2/6 TMA, chemotherapy responder, metastasis, survival, demographics, 6961
- MSH2/6 TMA, osteosarcoma, MSH2, MSH6, chemotherapy responder, metastasis, survival, demographics, 6961
- MSH6, osteosarcoma, MSH2, MSH2/6 TMA, chemotherapy responder, metastasis, survival, demographics, 6961
- MSI, CRC biomarkers, CIMP, CIN, KRAS, BRAF, miRNA, review, 2061
- MtDNA deletion, colorectal cancer, mitochondrial DNA, 147
- MTHFR, breast cancer, carcinogenesis, genotype, polymorphism, Taiwan, 4109
- MTHPC, photodynamic therapy, doxorubicin, taxotere, IL-1 $\alpha$ , VEGF, 5295
- MTOR complex 1, hepatocellular carcinoma, liver cancer stem cells, epidermal growth factor, sorafenib, RAS/RAF/MAPK, PKI-587, PI-103, rapamycin, mTOR complex 2, 1709
- MTOR complex 2, hepatocellular carcinoma, liver cancer stem cells, epidermal growth factor, sorafenib, RAS/RAF/MAPK, PKI-587, PI-103, rapamycin, mTOR complex 1, 1709
- MTOR inhibitor RAD001, BCR-ABL+ leukemia, multi-tyrosine kinase inhibitor TKI258, cell proliferation, cell apoptosis, 4909
- MTOR inhibitor RAD001, infant and childhood ALL, multi-tyrosine kinase inhibitor TKI258, cell proliferation, cell apoptosis, IC50, 4899
- MTOR inhibitor, PEComa, sirolimus, temsirolimus, 3663
- MTOR, pancreatic cancer, AKT, autophagy, 631

- MTOR, radiosensitization, G2 checkpoint, SCC4 cells, 2927
- MTOR, rhenium, selenium, tissue distribution, cancer, inflammation, immune system, PI3K, AKT, NF- $\kappa$ B, rhenium diseleno-ether compound, 1679
- MTT, MGN-3, Biobran, 4T1, MCF-7, paclitaxel, 81
- MUC1*, CD4 T-cell, dendritic cell, epitope, fusion cell, cancer vaccine, 3917
- MUC1*, *PSCA*, *PLCE1*, SNP, gene polymorphism, gastric cancer, gastritis, 7167
- MUC4, apicidin, capan-1, epigenetics, histone deacetylase inhibitor, HNF4 $\alpha$ , pancreatic cancer, phosphatase inhibitor, small-molecule inhibitor library, targeted treatment, 5269
- MUC4, Capan-1, CD18/HPAF, HPAF-II, pancreatic cancer xenograft, stroma, targeted treatment, 3905
- Mucin expression, IPNB, cell line, 2203
- Mucosal melanoma, human polyomaviruses, extracutaneous melanoma, TSPyV, MWPyV, HPyV6, HPyV7, HPyV9, 639
- Mucosal-associated lymphoid tissue lymphoma, gastric cancer, gastric lymphoma, synchronous gastric neoplasia, 5067
- Mucositis, concurrent chemoradiotherapy, recommended dose, S-1, head and neck cancer, 209
- Multidetector row CT (MDCT), liver, neoplasm, Helical Computed Tomography (CT), triphasic technique, split-bolus technique, oncology, 4335
- Multidisciplinary teams, colorectal cancer, decision-making, 2525
- Multidrug resistance, phenothiazines, P-glycoprotein, ABCB1, ATP-binding cassette protein B1, rhodamine 123, ethidium bromide, thioridazine, verapamil, mouse T-lymphoma cell lines, 1737
- Multimodal therapy, chemotherapy, desmoplastic small round cell tumour, trabectedin, 3683
- Multimodal therapy, melanoma, hepatic metastasis, liver resection, survival, case-control study, 6633
- Multinodular hepatocellular carcinoma, liver resection, liver function, 2421
- Multiparametric MRI, prostate cancer, CCP score, cell-cycle progression score, active surveillance, MRI-guided biopsy, 2459
- Multiple primary neoplasm, double cancer, triple cancer, esophageal cancer, FDG-PET, 283
- Multiplex assay, colorectal cancer, cytokine, IL6, IL8, vascular endothelial growth factor, 3481
- Multi-step process, human telomerase reverse transcriptase (hTERT), immortal oral keratinocytes, squamous cell carcinoma, 6389
- Multi-targeted therapy, prevention, treatment, 6791
- Multi-tyrosine kinase inhibitor TKI258, *BCR-ABL*+ leukemia, mTOR inhibitor RAD001, cell proliferation, cell apoptosis, 4909
- Multi-tyrosine kinase inhibitor TKI258, infant and childhood ALL, mTOR inhibitor RAD001, cell proliferation, cell apoptosis, IC50, 4899
- Multivariate analysis, breast cancer, clinicopathological parameters, chemotherapy-naïve patients, 259
- Multivariate analysis, laryngeal cancer, immunohistochemistry, mRNA expression, Notch, Jagged1, prognostic value, 6495
- Murine model, hepatocellular carcinoma, non-alcoholic steatohepatitis, Barcelona Clinic Liver Cancer staging system, Child-Pugh grade, 4849
- Murine model, PAR2, melanoma, metastasis, 3511
- Mutation, breast cancer, cancer, gene copy number, epigenetics, histone modification, histone deacetylase inhibitors, methylation, de-methylation, oncogene, tumor suppressor genes, metastasis, cancer progenitor cells, breast cancer progression, epithelial-mesenchymal transition (EMT), therapeutics, combination therapy, drug resistance, review, 1071
- Mutation, *EGFR*, *KRAS*, melting curve, heterogeneity, deletion, 613
- Mutations, PTEN, breast cancer, phosphorylation, heterozygosity, 1387
- MVCT, tomotherapy, prostate cancer, organ dislocation, image-guided IMRT, 7373
- MWPyV, human polyomaviruses, mucosal melanoma, extracutaneous melanoma, TSPyV, HPyV6, HPyV7, HPyV9, 639
- MYC, *EGFR*-TKI resistance, metabolomics, glutamine metabolism, copy-number alteration, non-small cell lung cancer, 2779
- Mycosis fungoides, cutaneous T-cell lymphoma (CTCL), microRNA, diagnosis, 7207
- MYD88*, primary mediastinal large B-cell lymphoma, NF $\kappa$ B pathway, *CARD11*, *CD79B*, *EZH2*, 5503
- Myeloma, renal impairment, renal response, 4299
- Myeloproliferative neoplasm, second malignancies, hydroxyurea, skin cancer, 2489
- Myricetin, colon cancer, apoptosis, *BAX/BCL2*, DNA condensation, 701
- Myricetin, quercetin, polyphenols, cytotoxicity, NK-cells, 3975
- N, N'-Bis(2-hydroxybenzyl)ethylenediamine derivatives, cytotoxic activity, cell cycle phase, mitochondrial transmembrane potential, MMP, 1601
- N'-Bis(2-hydroxybenzyl)ethylenediamine derivatives, N, cytotoxic activity, cell cycle phase, mitochondrial transmembrane potential, MMP, 1601
- N-3 fatty acid, beef, conjugated linoleic acid, serum, salivary gland tumors, 5579
- Na, oral squamous cell carcinoma, K-ATPase, digoxin, prognosis, cell viability, 5397

- Na<sup>+</sup>/K<sup>+</sup> ATPase inhibitor, Akt, actin, apoptosis, colon tumor, 2967
- Nab-paclitaxel, metastatic breast cancer, chemotherapy, SPARC, 6609
- Nab-paclitaxel, pancreatic cancer, gemcitabine, congestive heart failure, 7267
- Nab-paclitaxel, peripheral neuropathy, compression therapy, goshajinkigan, 4213
- Nanomedicine, ultrasound, fullerenes, sonodynamic therapy, membrane lipid peroxidation, sarcoma 180, reactive oxygen species, 6481
- Nanoparticle radioenhancer, metals, local cancer treatment, functionalized hafnium oxide, review, 443
- Nanoparticles, brain tumors, malignant glioma, thermotherapy, review, 565
- Nanotherapy, hybrid liposome, colorectal cancer, apoptosis, liver metastasis, 4701
- Nasopharyngeal cancer, tomotherapy, synchronous metastasis, chemoradiation, 5075
- Natural immunomodulators, glucan, resveratrol, vitamin C, *Astragalus*, *Echinacea*, cancer, immunity, 2275
- Natural products, curcumin, vasculogenic mimicry, hepatocellular carcinoma, antimetastatic, 1857
- Navitoclax, Bcl-2 inhibitor, phase 1 clinical trials, healthy volunteers, safety risk evaluation and management, 3739
- Navitoclax, ketoconazole, cytochrome P450 3A, drug interaction, cancer, Bcl-2, 2001
- N-Cadherin, FGF9, prostate cancer, VEGF-A, epithelial-mesenchymal transition, biochemical recurrence, radical prostatectomy, 695
- N-Cadherin, spheroid, E-cadherin, c-Raf, 6945
- NCI/NIH, piperazinediones, NCI-60 anticancer screening, *in vivo* antitumor activity, COMPARE algorithm, azatyrosinamide, tubulin polymerization inhibitor, mechanism of action prediction, DTP, 4013
- NCI-60 anticancer screening, piperazinediones, *in vivo* antitumor activity, COMPARE algorithm, azatyrosinamide, tubulin polymerization inhibitor, mechanism of action prediction, DTP, NCI/NIH, 4013
- NcRNA, HNSCC, prognostic factors, review, 6887
- Neamine, angiogenin, angiogenesis, cell proliferation, oral cancer, 2113
- Necrosis, amino acid-based poly (ester-amide)s, polysaccharides, dextran, chitosan, cationic polymers, prostate cancer, cytotoxicity, apoptosis, arginine, lysine, 3981
- Necrostatin-1®, novel IDO inhibitor, Toho-1, leukemic plasmacytoid dendritic cell line, PMDC05, antigen-presenting ability, CTL-inducing ability, 4021
- Needle biopsy, axillary staging, breast cancer, preoperative staging, node metastases, sentinel node, sensitivity/specificity, test utility, ultrasound, review, 1087
- Nelarabine, forodesine, deoxyguanosine, ara-G, ara-GTP, leukemia, 4885
- Neoadjuvant chemotherapy, <sup>18</sup>F-FDG-PET, breast cancer, docetaxel, non-responders, 221
- Neoadjuvant chemotherapy, cervical cancer, uterine cervix, laparoscopy, radical hysterectomy, 5703
- Neoadjuvant chemotherapy, cervical esophageal cancer, chemoradiotherapy, larynx preservation, 1989
- Neoadjuvant chemotherapy, gastric cancer, HER2, heterogeneity, trastuzumab, 867
- Neoadjuvant chemotherapy, response, breast cancer, FDG PET, PET computed tomographic, 4447
- Neoadjuvant radiochemotherapy, esophageal cancer, squamous cell carcinoma, regression, pCR, radiation dose effect, 7255
- Neoadjuvant therapy, bevacizumab, pancreatic cancer, gemcitabine, resectability, 2377
- Neo-adjuvant treatment, kidney, transitional cell carcinoma, renal cell carcinoma, venous tumour thrombus, 1031
- Neoadjuvant treatment, pancreas, pancreatic cancer, review, 4673
- Neoplasia, mammary gland, MMTV-cNeu, fractal dimension, left-right asymmetry, 1171
- Neoplasm metastasis, malignant melanoma, cell adhesion, lung, <sup>18</sup>F-FDG, 3845
- Neoplasm, colorectum, nuclear factor kappa B, cyclooxygenase-2, vascular endothelial growth factor, survival, 6451
- Neoplasm, ependyoblastoma, extraneural, rectovaginal space, 819
- Neoplasm, liver, Helical Computed Tomography (CT), Multidetector row CT (MDCT), triphasic technique, split-bolus technique, oncology, 4335
- Neoplastic portal vein tumor thrombus, hepatocellular carcinoma, percutaneous radiofrequency ablation, 6785
- Nephrectomy, renal cell carcinoma, prognosis, C-reactive protein, TNM classification, 921
- Nestin, cathepsin B, C-reactive protein, erythrocyte sedimentation rate, glioblastoma, prognosis, serum biomarkers, 339
- NET1 gene, propofol, bupivacaine, breast cancer cells, MDA-MB-231, MCF7, cell migration, 1321
- Network FertiPROTEKT, ovarian cancer, fertility preservation, 3851
- Neuroblastoma, AURKA, hypoxia, tumorigenesis, 2269
- Neuroendocrine carcinoma, cisplatin, esophageal cancer, extensive disease, irinotecan hydrochloride, 5037
- Neuroendocrine carcinoma, PDNEC, 5657
- Neuroendocrine markers, renal cell carcinoma, predictive markers, sunitinib, 7361
- Neuroendocrine tumor, biomarker, chromogranin A, tumor response, gastroenteropancreatic, 5661
- Neuroendocrine tumours, interferon-alpha, 6601

- Neurofibromatosis type 1, gastrointestinal stromal tumor, GIST, tumors of intestines, treatment of GIST, 5609
- Neurofibromatosis type 1, plexiform neurofibroma; NF1 truncating mutations, *Elephantiasis neuromatosa*; GIST; malignant peripheral nerve sheath tumors, 3021
- Neurofibromatosis type-1, tumour predisposition syndrome, phenotype, visibility, disease severity, learning disability, adult, psychosocial aspects, cancer, survey, 3675
- Neuron, copper transporters, organic cationic transporters, platinum drug-induced neurotoxicity, review, 483
- Neurophobic tumor, endometrial cancer, brain metastasis, gynecological malignancies, 249
- Neurotoxicity, diffuse large B-cell lymphoma, vincristine, blindness, 6731
- Neurotoxicity, oxaliplatin, amifostine neuroprotection, PC12 model, cyclin-B2, 517
- Neutropenia, amrubicin, ABCB1, polymorphism, lung cancer, 3517
- Neutrophil:lymphocyte ratio, breast cancer, body-mass index, 3819
- Neutrophilic granulocyte, adjuvant chemotherapy, breast cancer, chemokine receptor 1, intercellular adhesion molecule 1, tumor angiogenesis, vascular endothelial growth factor receptor 1, 4693
- Never smoker, lung adenocarcinoma, squamous cell carcinoma, smoking habit, second-hand smoke, xenobiotic genes, tumor-suppressor genes, genome-wide association studies, obesity, metabolic syndrome, review, 5229
- Nevoid basal cell carcinoma syndrome, Gorlin–Goltz syndrome, *Ponticulus posticus*, arcuate foramen, atlanto-occipital ligament, calcification, lateral cephalogram, phacomatosis, 7395
- New brain metastases, radiosurgery, melanoma, predictive score, whole-brain irradiation, 5589
- NFκB pathway, primary mediastinal large B-cell lymphoma, *MYD88*, *CARD11*, *CD79B*, *EZH2*, 5503
- NF-κB, apoptosis, GRP78, ER stress, cisplatin, c-Jun, cell cycle, 3493
- NF-κB, KML001, pancreatic cancer, proliferation, invasion, VEGF-C, 3469
- NFκB, prostate cancer, statin, NSAIDs, orthotopic, 3357
- NF-κB, rhenium, selenium, tissue distribution, cancer, inflammation, immune system, PI3K, AKT, MTOR, rhenium diseleno-ether compound, 1679
- NFκB, tocotrienols, vitamin E, breast cancer, oxazine derivatives, lipid nanoemulsion, AKT, 2715
- NG2, brain tumors, paediatric, 6919
- NgBR, breast cancer, Nogo-B receptor, immunohistochemistry, Ki-67 antigen, 4819
- Nilotinib, crizotinib, liposomes, hERG, QT prolongation, cardiotoxicity, 4733
- Nitric oxide dioxygenase, apoptosis, ascorbic acid, catalase, interferon, nitric oxide, ROS signaling, salicylic acid, singlet oxygen, 5337
- Nitric oxide, apoptosis, ascorbic acid, catalase, interferon, nitric oxide dioxygenase, ROS signaling, salicylic acid, singlet oxygen, 5337
- Nitric oxide, oleic acid, macrophages, human cancer, vitamin D, Gc protein-derived macrophage activating factor, 3569
- NK cell, random migration, cytotoxicity, CD8+ T cell, immunotherapy, 3947
- NK cells, CD3/CD4/CD8 lymphocytes, colorectal cancer, radiation, tumour microenvironment, 6505
- NK cells, NKT cells, dendritic cells, tumor immunity, allogeneic cells, 3411
- NK-cells, myricetin, quercetin, polyphenols, cytotoxicity, 3975
- NKT cells, NK cells, dendritic cells, tumor immunity, allogeneic cells, 3411
- N*-Nitrosodiethylamine (DEN), mice, hepatic lesions, histology, carcinogenesis, 7029
- Nobiletin, apoptosis, breast cancer, G0/G1 arrest, triple-negative, 1785
- Node metastases, axillary staging, breast cancer, preoperative staging, sentinel node, sensitivity/specificity, test utility, needle biopsy, ultrasound, review, 1087
- Node metastases, early ovarian cancer, prognosis, lymphadenectomy, histology, 6735
- Node-negative breast cancer, triple-negative breast cancer, adjuvant chemotherapy, CMF, locoregional recurrence, 1301
- Node-negative breast cancer, UPA-PAI-1, molecular biomarkers, adjuvant chemotherapy, 1213
- Nogo, non-small cell lung carcinoma, Nogo-B receptor, immunohistochemistry, 4059
- Nogo-B receptor, breast cancer, NgBR, immunohistochemistry, Ki-67 antigen, 4819
- Nogo-B receptor, non-small cell lung carcinoma, Nogo, immunohistochemistry, 4059
- Non muscle invasive bladder cancer, risk group, transurethral resection, urothelial cancer, 3067
- Non-alcoholic steatohepatitis, hepatocellular carcinoma, murine model, Barcelona Clinic Liver Cancer staging system, Child-Pugh grade, 4849
- Non-elderly, statin, colorectal cancer, prevention, MarketScan® database, 5043
- Non-endocrine responsive patients, immediate breast reconstruction, invasive breast cancer, locoregional recurrence, 6677
- Non-hepatitis B non-hepatitis C, hepatocellular carcinoma, virus, surgery, cirrhosis, 4399
- Non-Hodgkin lymphoma, <sup>177</sup>Lu, radioimmunotherapy, 3263

- Non-melanoma skin cancer, skin adnexal tumors, eccrine cancer, porocarcinoma, metastasis, chemotherapy, targeted therapy, review, 5263
- Nonrecurrent inferior laryngeal nerve, esophageal cancer, video-assisted thoracoscopic surgery, aberrant right subclavian artery, 899
- Non-responders, <sup>18</sup>F-FDG-PET, breast cancer, docetaxel, neoadjuvant chemotherapy, 221
- Non-seminomas, loss of heterozygosity, microsatellite instability, TGCT, seminomas, 4005
- Non-small cell lung cancer, anaplastic lymphoma kinase, epidermal growth factor mutation, cytotoxic chemosensitivity, 3825
- Non-small cell lung cancer, bevacizumab, epidermal growth factor receptor, *EGFR* mutation, progression-free survival, S-1, 7467
- Non-small cell lung cancer, chemoradiation, chemotherapy, elderly patients, induction treatment, locally advanced, 4373
- Non-small cell lung cancer, chemotherapy, *EGFR*, gefitinib, erlotinib, hepatotoxicity, 5211
- Non-small cell lung cancer, diacetylspermine, prognostic factor, post-recurrent survival, 3053
- Non-small cell lung cancer, *EGFR* mutation, gefitinib, resistance, erlotinib, phase II study, 1975
- Non-small cell lung cancer, *EGFR*-TKI resistance, metabolomics, glutamine metabolism, copy-number alteration, *MYC*, 2779
- Non-small cell lung cancer, erlotinib, docetaxel, 5649
- Non-small cell lung cancer, FDG-PET, SUVmax, lymph node involvement, 805
- Non-small cell lung cancer, glasgow prognostic score, albumin, C-reactive protein, prognosis, postoperative, 3137
- Non-small cell lung cancer, metabolic response, prognosis, concurrent chemoradiotherapy, 2517
- Non-small cell lung cancer, metastatic spinal cord compression, extraspinal involvement, survival, prognostic factors, 2503
- Non-small cell lung cancer, palliation, radiotherapy, chemotherapy, end of life care, supportive care, 1015
- Non-small cell lung cancer, pancreatic cancer, gemcitabine, cisplatin, DNA repair, ERCC1, XPD, ribonucleotide reductase, review, 435
- Non-small cell lung cancer, predictive tumor markers, collaborative network, 2745
- Non-small cell lung cancer, pyruvate kinase, immunohistochemistry, 3811
- Non-small cell lung cancer, radioresistance, fractionated irradiation, cDNA microarrays, 4939
- Non-small cell lung cancer, sodium valproate, cisplatin, vinorelbine, ionizing radiation, 6565
- Non-small cell lung cancer, split-dose, adjuvant chemotherapy, cisplatin, vinorelbine, 927
- Non-small cell lung carcinoma, Nogo, Nogo-B receptor, immunohistochemistry, 4059
- Non-small-cell lung cancer, biomarker, biopsy, immunohistochemistry, surgery, 2755
- Non-solid type (Por2), poorly differentiated adenocarcinoma, colon, cytokeratin 20, solid type (Por1), 159
- Non-squamous non-small cell lung cancer phase II study, docetaxel, Bevacizumab, NSCLC, 5153
- Non-squamous non-small cell lung cancer, bevacizumab, weekly paclitaxel, carboplatin, 275
- Non-steroidal anti-inflammatory drugs, conservative treatment, NSAIDs, osteoid osteoma, 3721
- Non-transplant therapies, hepatocellular carcinoma, Child-Pugh C, overall survival, best supportive care, 3039
- Normal tissue toxicity, radiotherapy, exfoliative cytology, head and neck cancer, 837
- NOTCH, acute myeloid leukaemia, JAGGED, WNT, *HEDGEHOG*, review, 6259
- Notch, EMT,  $\alpha\beta$ 6, STAT3, integrin  $\beta$ 6, 659
- Notch, EPH receptor, ephrin, leukemia, 2913
- Notch, laryngeal cancer, immunohistochemistry, mRNA expression, Jagged1, multivariate analysis, prognostic value, 6495
- NOTCH4, triple-negative breast cancer, invasion, proliferation, therapeutic target, breast cancer, 69
- Notch-regulated ankyrin repeat protein, NRARP, breast cancer, 2165
- Novel IDO inhibitor, Toho-1, leukemic plasmacytoid dendritic cell line, PMDC05, antigen-presenting ability, CTL-inducing ability, Necrostatin-1@, 4021
- Novel treatment, oligodendroglioma, co-deletion 1p/19q, *IDH1/2* mutations, *MGMT* promoter methylation, personalized medicine, review, 1587
- NOX1, superoxide anion, catalase, superoxide dismutase, ROS, apoptosis, review, 1467
- NRARP, Notch-regulated ankyrin repeat protein, breast cancer, 2165
- NRF2, heme oxygenase, xenograft, oxidative stress, blue light, 6305
- NSAIDs, aspirin, colorectal cancer, cyclooxygenase-1, cyclooxygenase-2, review, 6277
- NSAIDs, conservative treatment, non-steroidal anti-inflammatory drugs, osteoid osteoma, 3721
- NSAIDs, prostate cancer, statin, orthotopic, NF $\kappa$ B, 3357
- NSCLC, afatinib, gefitinib, dialysis, hemodialysis, *EGFR*-TKI, renal failure, 3185
- NSCLC, brain metastases, radiosurgery alone, radiation dose, treatment outcomes, 7309
- NSCLC, docetaxel, Bevacizumab, non-squamous non-small cell lung cancer phase II study, 5153
- NSCLC, eEF1A2, lymphnode metastasis, immunohistochemistry, survival analysis, 651

- NSCLC, ERCC1, prognosis, predictive factor, platinum-based therapy, immunohistochemistry, 3707
- NSCLC, heat shock proteins, HSPA2, immunohistochemistry, prognosis, 2833
- NSCLC, *HSP90AA1*, *HSP90B1*, *HSP90AB1*, SNPs, Turkish population, 753
- NSCLC, hyponatremia, PFS, OS, prognosis, predictive marker, 7461
- NSCLC, lung cancer, gefitinig, hemodialysis, bone metastasis, 319
- NSCLC, pertuzumab, solid tumors, gastric cancer, prostate cancer, ovarian cancer, colorectal cancer, review, 1483
- NSCLC, predictive biomarkers, *EGFR*-TKI, NSE, TK, 5193
- NSCLC, regulatory T-cells, micrometastasis, regional lymph node lymphocytes, surgical resection, 7185
- NSCLC, tumor marker, CEA, CYFRA 21-1, erlotinib, *EGFR*-TKI, prediction, 3205
- NSCLC-N6, cucurbitacin D, *Ecbalium elaterium*, lung cancer, G1 cell cycle arrest, gene expression, CDK1, apoptosis, 4797
- NSE, predictive biomarkers, *EGFR*-TKI, TK, NSCLC, 5193
- Nuclear factor kappa B, colorectum, neoplasm, cyclooxygenase-2, vascular endothelial growth factor, survival, 6451
- Nuclear receptors, pancreatic cancer, growth factors, tumor cells, 6897
- Nucleosomics, colorectal cancer, DNA methylation, serum, diagnosis, 2357
- Nucleus, survivin, breast, phyllodes tumors, fibroadenoma, 1251
- Nutrition, breast cancer, diet, carcinogenesis, prevention review, 6861
- Nutrition, pancreatic cancer, diet, dietary factors, lifestyle, carcinogenesis, smoking, alcohol, epidemiology, review, 9
- Nutrition, prealbumin, albumin level, breast cancer, recurrence, 3775
- NVP-BEZ235, prostate, carcinoma, resistance, docetaxel, sunitinib, 3457
- 8-Oxo-7, melatonin, cancer, chemotherapy, quality of life, clinical trial, 8-dihydro-2'-deoxyguanosine, 8-oxodG, 7327
- 8-OxodG, melatonin, cancer, chemotherapy, quality of life, clinical trial, 8-oxo-7, 8-dihydro-2'-deoxyguanosine, 7327
- 20(OH)D3 analogs, VDR translocation, hypercalcemic effect, liver microsomal stability, 2153
- Obese women, endometrial cancer, hysterectomy, laparoscopy, lymphadenectomy, 2497
- Obesity, colorectal cancer, adenoma, Bethesda criteria, 5735
- Obesity, lung adenocarcinoma, squamous cell carcinoma, smoking habit, second-hand smoke, never smoker, xenobiotic genes, tumor-suppressor genes, genome-wide association studies, metabolic syndrome, review, 5229
- Obesity, upper tract urothelial carcinoma, body mass index, sex difference, 5683
- Observational study, bevacizumab, triple-negative breast cancer, first-line, 1275
- Occult lymph node metastases, parotid metastases, high-risk skin cancer, elective parotidectomy, squamous cell carcinoma, 2433
- OCT2, transporters, cisplatin, toxicities, review, membrane transporters, Ctr2, MATE1, 547
- Octogenarians, palliative radiotherapy, comorbidity, age, geriatric patients, prognostic factors, 6641
- Oestrogen deprivation, hypersensitivity, insulin, breast cancer, MCF-7 cells, 99
- Olaparib, gemtuzumab ozogamicin, DNA repair, acute myeloid leukemia, HL-60 cells, 5487
- Oleanolic acid, *Szygium aromaticum*, 3-acetoxyoleanolichydrazide, 3-acetoxyoleanolic hydrazine, breast cancer cells, 4135
- Oleic acid, nitric oxide, macrophages, human cancer, vitamin D, Gc protein-derived macrophage activating factor, 3569
- Oligodendroglioma, co-deletion 1p/19q, *IDH1/2* mutations, *MGMT* promoter methylation, personalized medicine, novel treatment, review, 1587
- Oligofructose-enriched inulin, breast cancer, *Lactobacillus plantarum*, 12-dimethylbenz[*a*]anthracene, prebiotic, probiotic, 4969
- Oncogene, breast cancer, cancer, mutation, gene copy number, epigenetics, histone modification, histone deacetylase inhibitors, methylation, de-methylation, tumor suppressor genes, metastasis, cancer progenitor cells, breast cancer progression, epithelial-mesenchymal transition (EMT), therapeutics, combination therapy, drug resistance, review, 1071
- Oncogenes, signal transducer and activator of transcription-3,  $\beta$ -catenin, vascular endothelial growth factor, review, 1459
- Oncogenesis, autophagy, death-associated protein 1, macroautophagy, apoptosis, carcinogenesis, breast cancer, review, 1
- Oncogenesis, prostate cancer, heat-shock protein HSPB1, microRNA *miR-1*, 3475
- Oncogenic driver mutations, intratumoral heterogeneity, lung adenocarcinoma, 707
- Oncologic outcome, prostate cancer, laparoscopy, laparoscopic radical prostatectomy, functional outcome, biochemical relapse, urinary continence, erectile function, 2443
- Oncology, anticancer agents, clinical pharmacy, clinical pharmacy services, review, 1573
- Oncology, breast cancer, quality of life, exercise, rehabilitation, BREX, 1193
- Oncology, esophagus, carcinosarcoma, 7455

- Oncology, liver, neoplasm, Helical Computed Tomography (CT), Multidetector row CT (MDCT), triphasic technique, split-bolus technique, 4335
- Oncoplastic, breast reconstruction, conservative breast surgery, partial mastectomy, reduction mammoplasty, local flaps, outcome, complications, 1099
- Operable lung cancer, early detection, thymidine kinase 1, TK1, lung cancer, 2145
- Opioids, end-of-life care, pain, hospice, 6581
- Oral administration, ascophyllan, sarcoma-180 cells, antitumor activity, intraperitoneal administration, host immune system, 1663
- Oral cancer, 3', 4', 5'-tetramethoxychalcone, cell proliferation, apoptosis, cell migration, CCL5/CCR5 axis, DNA double-strand breaks, 1811
- Oral cancer, 3', 4', 5'-tetramethoxychalcone, cell proliferation, apoptosis, cell migration, CCL5/CCR5 axis, DNA double-strand breaks, 1811
- Oral cancer, carcinogenesis, genotype, polymorphism, XRCC3, 2951
- Oral cancer, carcinogenesis, IL10, polymorphism, 3731
- Oral cancer, cervical cancer, cytokines, environment, human papilloma virus, oropharyngeal cancer, pharyngeal cancer, sunlight, ultraviolet, 4993
- Oral cancer, epidermal growth factor receptor, review, 1547
- Oral cancer, experimental carcinogenesis, hamster cheek pouch, microvasculature, angiogenic switch, angiogenesis, 6381
- Oral cancer, neamine, angiogenin, angiogenesis, cell proliferation, 2113
- Oral cancer, sodium butyrate, vascular endothelial growth factor, angiogenesis, lymphangiogenesis, 1701
- Oral cavity squamous cell carcinoma, HPV, oral tongue squamous cell carcinoma, Greek patients, 1021
- Oral chemotherapy, cancer vaccine, clinical trial, 7-peptide vaccine, metastatic colorectal cancer, refractory to standard chemotherapy, 3045
- Oral mucositis, keratinocyte growth factor, children, autologous hematopoietic stem cell transplantation, chemotherapy, 7379
- Oral mucositis, pain, polaprezinc, high-dose chemotherapy, radiotherapy, hematopoietic stem cell transplantation, 7271
- Oral squamous cell carcinoma, CD57, T-cells, peripheral blood, 5729
- Oral squamous cell carcinoma, hypoxia, prognosis, HIF1 $\alpha$ , VEGF, review, 605
- Oral squamous cell carcinoma, Na, K-ATPase, digoxin, prognosis, cell viability, 5397
- Oral tongue squamous cell carcinoma, HPV, oral cavity squamous cell carcinoma, Greek patients, 1021
- Oral vinorelbine, lung cancer, locally advanced, concomitant radiotherapy, cisplatin phase II study, 1959
- Oral, squamous cell carcinoma, prognostic factor, spindle checkpoint, MAD2, *BUBR1*, 7021
- Organ dislocation, tomotherapy, prostate cancer, image-guided IMRT, MVCT, 7373
- Organic arsenicals, arsenic trioxide, arsenate, HL-60 cells, all-trans-retinoic acid and resistance, apoptosis induction, 6489
- Organic cationic transporters, copper transporters, platinum drug-induced neurotoxicity, neuron, review, 483
- Organic selenium, glucan, cancer, lung cancer, immunity, breast cancer, 6939
- Oropharyngeal cancer, cervical cancer, cytokines, environment, human papilloma virus, oral cancer, pharyngeal cancer, sunlight, ultraviolet, 4993
- Oropharyngeal cancer, HPV, head and neck squamous cell carcinomas, laryngeal cancer, 5749
- Oropharyngeal, MMP1, MMP2, MMP9, serum tumor marker, head and neck squamous cell carcinoma, laryngeal, hypopharyngeal cancer, 7431
- Oropharynx-targeted radiation therapy concurrent chemoradiotherapy, metastatic unknown primary cancer squamous cell carcinoma, 243
- Orthotopic model, liver metastasis, cecal injection, intrasplenic injection, 3321
- Orthotopic, prostate cancer, statin, NSAIDs, NF $\kappa$ B, 3357
- OS, hyponatremia, NSCLC, PFS, prognosis, predictive marker, 7461
- OSCC, *CCND1* polymorphism G870A, prognostic marker, 235
- Osteoblast, ascorbic acid, osteosarcoma, differentiation, apoptosis, 1617
- Osteoid osteoma, conservative treatment, NSAIDs, non-steroidal anti-inflammatory drugs, 3721
- Osteonecrosis of the jaw, bisphosphonates, bone metastasis, zoledronic acid, 2477
- Osteopontin, angiosarcoma, sarcoma, vascular endothelial growth factor A, cytokine, biomarker, interleukin-6, prolactin, 5001
- Osteosarcoma, ascorbic acid, osteoblast, differentiation, apoptosis, 1617
- Osteosarcoma, ezrin, signal transduction, phosphoinositides, phospholipase c, plce, gene silencing, 4069
- Osteosarcoma, giant cell tumor, imaging, patella, case report, 2541
- Osteosarcoma, IGF-1, TMA, chemotherapy response, metastasis, survival, 3881
- Osteosarcoma, MSH2, MSH6, MSH2/6 TMA, chemotherapy responder, metastasis, survival, demographics, 6961
- Osteosarcoma, STAT3, S3I-201, 6537
- Osthole, proliferation, apoptosis, cell cycle, high-performance counter-current chromatography, RK33, TE671 cells, 6473
- Ouabain, ABCB1, ABCC1, MCF7, MDA-MB-231 cells, 1441



- Ouabain, cancer metastasis, cell detachment, lung cancer, ATP-dependent tyrosine kinase, focal-adhesion kinase H23 cells, 2231
- Ouabain, integrin, lung cancer, metastasis, 5495
- Outcome analysis, cervical cancer, phase I trial, PIK3CA mutation, PTEN loss, 2349
- Outcome, breast reconstruction, conservative breast surgery, partial mastectomy, oncoplastic, reduction mammoplasty, local flaps, complications, 1099
- Outcome, cervical cancer, methylation, estrogen receptor, survival, 723
- Outcome, lymphoma, rituximab, diffuse large B-cell lymphoma, 2559
- Ovarian cancer, 8-hydroxyquinoline, monofunctional platinum, drug combination, drug resistance, 7077
- Ovarian cancer, A2780, cisplatin, drug resistance, pBR322 plasmid DNA, BamHI digestion, interstrand adducts, 1923
- Ovarian cancer, angiogenesis, ID-1, prognosis, 413
- Ovarian cancer, ascites, targeted therapeutics, treatment, review, 1553
- Ovarian cancer, benzimidazole, monofunctional platinum, drug resistance, drug combination, 5453
- Ovarian cancer, BRCAness, cisplatin, carboplatin, homologous recombination, PARP inhibitors, review, 551
- Ovarian cancer, cardiac glycosides, anticancer, apoptosis, proteomics, 4141
- Ovarian cancer, DNA microarrays, prognosis, taxane, YAP1, 811
- Ovarian cancer, fertility preservation, network FertiPROTEKT, 3851
- Ovarian cancer, folate receptor, <sup>68</sup>Ga-NOTA-folate, <sup>68</sup>Ga PET radiopharmaceuticals, 6547
- Ovarian cancer, pertuzumab, solid tumors, gastric cancer, prostate cancer, NSCLC, colorectal cancer, review, 1483
- Ovarian cancer, primary debulking surgery, residual tumour, biomarkers, proteomics, diagnostic accuracy, 679
- Ovarian cancer, sorafenib, targeted therapeutics, treatment, review, 1519
- Ovarian cancer, SOX18, prognosis, chemotherapy, 4029
- Ovarian cancer, WT1, real-time quantitative PCR, clinical features, prognosis, lentivirus, disease-free survival, overall survival, 2331
- Ovarian cancer, xenograft analysis, tumorigenicity, cancer initiating cells, 4723
- Ovarian carcinoma, apoptosis, chemoresistance, cisplatin, liposomes, 525
- Ovarian carcinoma, TNF- $\alpha$ , TNFR, cell morphology, 745
- Ovarian sarcoma, epithelial ovarian carcinoma, case-control study, 7303
- Ovarian tumor, retinol, apoptosis, gynecological cancer, retinol binding protein, 3303
- Ovary, carcinosarcoma, E-cadherin,  $\beta$ -catenin, Ki-67, 7351
- Overall survival, cerebral metastases, prostate cancer, whole-brain irradiation, predictive score, 4357
- Overall survival, cervical screening program, cervical cancer, HPV test, Swedish population, 5147
- Overall survival, esophageal cancer, brain metastases, whole-brain irradiation, predictive factors, 6763
- Overall survival, hepatocellular carcinoma, Child-Pugh C, non-transplant therapies, best supportive care, 3039
- Overall survival, hepatocellular carcinoma, disease-free survival, clinical, pathological, surgical, 3093
- Overall survival, plasminogen activator inhibitor-1, D-dimer, breast cancer, relapse-free survival, 1153
- Overall survival, recurrent hepatocellular carcinoma, anatomical resection, cancer spread, disease-free survival, prognostic factors, 4421
- Overall survival, renal cell carcinoma, sunitinib, sorafenib, progression-free survival, 2395
- Overall survival, WT1, ovarian cancer, real-time quantitative PCR, clinical features, prognosis, lentivirus, disease-free survival, 2331
- Overexpressed in lung cancer 1 (OLC1), colorectal cancer, immunohistochemistry, prognosis, 367
- Overtreatment, intracystic papillary carcinoma, human epidermal receptor 2, 5017
- Oxaliplatin, colorectal liver metastases, hepatic resection, chemotherapy, fluorouracil, leucovorin, bevacizumab, 6655
- Oxaliplatin, concomitant chemoradiation therapy, colorectal cancer, Lipoxal™, 5303
- Oxaliplatin, neurotoxicity, amifostine neuroprotection, PC12 model, cyclin-B2, 517
- Oxaliplatin, sinusoidal obstruction syndrome, bevacizumab, 1953
- Oxaliplatin, skin test, hypersensitivity reactions, chemotherapy, adverse effects, 537
- Oxaliplatin-based chemotherapy, unresectable advanced colorectal cancer, targeted agents, review, 423
- Oxazine derivatives, tocotrienols, vitamin E, breast cancer, lipid nanoemulsion, AKT, NF $\kappa$ B, 2715
- Oxidative stress, benign prostatic hyperplasia, fat mass, glutathione S-transferase, prostate cancer, aging, 5051
- Oxidative stress, breast cancer, DNA damage, redox homeostasis, review, 1127
- Oxidative stress, NRF2, heme oxygenase, xenograft, blue light, 6305
- Oxoglucine, lanthanide complex, crystal structure, cytotoxicity, 531
- Oxygen-rich environment, artesunate, HeLa cells, *in vitro* study, hypoxia, 7055
- P130, human papillomavirus, HPV16 E7, B-myb, DREAM complex, 6557
- P16, atypical lipomatous tumor, cytogenetics, lipoma, well-differentiated liposarcoma, 3073

- P16-positive SCC, epithelial growth factor, EGF, transforming growth factor  $\beta$ 1, TGF $\beta$ 1, extracellular matrix, ECM,  $\beta$ -catenin, vimentin, E-cadherin, head and neck squamous cell carcinoma, HNSCC, squamous cell cancer, SCC, human papillomavirus, HPV, epithelial–mesenchymal transition, EMT, 7061
- P21, anticancer drugs, p53, Bax, E-cadherin, cell cycle, breast cancer, 1367
- p21<sup>WAF1/Cip1</sup>, cervical cancer, apoptosis, p53, p27<sup>Kip1</sup>, bcl-2, caspase-3, 2789
- p21<sup>WAF1/Cip1</sup>, resveratrol, mitomycin C, colorectal cancer, cell cycle, 5439
- P27<sup>Kip1</sup>, cervical cancer, apoptosis, p53, p21<sup>WAF1/Cip1</sup>, bcl-2, caspase-3, 2789
- P38, temozolomide, JNK, Akt, glioblastoma, cytotoxicity, 5509
- P4HB, glioblastoma, hyperoxia, ER stress response, chemoresistance, temozolomide, 2957
- P53, anticancer drugs, Bax, p21, E-cadherin, cell cycle, breast cancer, 1367
- P53, apoptosis, breast cancer, caspase, estrogen, human chorionic gonadotropin (hCG), 1347
- P53, apoptosis, colon cancer, death receptor 3, reactive oxygen species (ROS) hispidin, 4087
- P53, breast cancer, infiltrating ductal carcinoma (IDC), tumor size, *BCL2*, Ki-67, clinical and biological parameters, 269
- P53, cervical cancer, apoptosis, p21<sup>WAF1/Cip1</sup>, p27<sup>Kip1</sup>, bcl-2, caspase-3, 2789
- P53, colorectal adenomas, focal up-regulation, invasive carcinoma, 6973
- P53, sphingomyelinase, PRIMA-1, lung cancer, apoptosis, 3271
- P904, animal study, lymph node metastasis, magnetic resonance imaging of lymph nodes, MRI, ultra-small superparamagnetic iron oxide particle, USPIO, 5389
- Paclitaxel resistance, breast cancer, resveratrol, 5363
- Paclitaxel, cisplatin, drug resistance, collateral sensitivity, cervical cancer, KB-8-5-11 cells, 503
- Paclitaxel, irinotecan, gastric cancer, S-1, phase II study, 851
- Paclitaxel, MGN-3, Biobran, MTT, 4T1, MCF-7, 81
- Paclitaxel, translymphatic chemotherapy, sentinel node, micrometastasis, 2-methacryloyloxyethyl phosphorylcholine, 1751
- Paediatric, brain tumors, NG2, 6919
- Pain, end-of-life care, opioids, hospice, 6581
- Pain, oral mucositis, polaprezinc, high-dose chemotherapy, radiotherapy, hematopoietic stem cell transplantation, 7271
- Pain, radiotherapy, fractionation, bone metastases, rapid-onset opioids, 1011
- Palliation, non-small cell lung cancer, radiotherapy, chemotherapy, end of life care, supportive care, 1015
- Palliation/palliative care, electrochemotherapy, head and neck cancer, bleomycin, quality of life, 967
- Palliative gastrectomy, gastric resection, stage IV gastric cancer, review, 2079
- Palliative gastrectomy, stage IV gastric cancer, Glasgow prognostic score, 3131
- Palliative radiotherapy, comorbidity, age, geriatric patients, octogenarians, prognostic factors, 6641
- Palliative radiotherapy, radiotherapy, survival prediction, prognosis, 877
- Pancreas, pancreatic cancer, neoadjuvant treatment, review, 4673
- Pancreatectomy, pancreatic cancer, lymph node metastasis, lymph node ratio, 2389
- Pancreatic adeno-carcinoma, lymphocyte-to-monocyte ratio, prognosis, pancreatic resection, 5163
- Pancreatic cancer xenograft, Capan-1, CD18/HPAF, HPAF-II, MUC4, stroma, targeted treatment, 3905
- Pancreatic cancer, active hexose-correlated compound, heat-shock protein 27, gemcitabine, 141
- Pancreatic cancer, AKT, mTOR, autophagy, 631
- Pancreatic cancer, apicidin, capan-1, epigenetics, histone deacetylase inhibitor, HNF4 $\alpha$ , MUC4, phosphatase inhibitor, small-molecule inhibitor library, targeted treatment, 5269
- Pancreatic cancer, bevacizumab, neoadjuvant therapy, gemcitabine, resectability, 2377
- Pancreatic cancer, cholangiocarcinoma, histone deacetylase (HDAC), histone deacetylase inhibitor (HDACI), valproic acid (VPA), clinical trial, 5187
- Pancreatic cancer, concomitant chemoradiotherapy, chemotherapy, 6755
- Pancreatic cancer, EpCAM, diagnosis, prognosis, 4741
- Pancreatic cancer, gemcitabine, congestive heart failure, nab-paclitaxel, 7267
- Pancreatic cancer, histone deacetylase inhibitor, valproic acid, pegylated interferon- $\alpha$ , 3403
- Pancreatic cancer, KML001, proliferation, invasion, NF- $\kappa$ B, VEGF-C, 3469
- Pancreatic cancer, metastatic spinal cord compression, radiotherapy, functional outcome, survival, 3727
- Pancreatic cancer, non-small cell lung cancer, gemcitabine, cisplatin, DNA repair, ERCC1, XPD, ribonucleotide reductase, review, 435
- Pancreatic cancer, nuclear receptors, growth factors, tumor cells, 6897
- Pancreatic cancer, nutrition, diet, dietary factors, lifestyle, carcinogenesis, smoking, alcohol, epidemiology, review, 9
- Pancreatic cancer, pancreas, neoadjuvant treatment, review, 4673
- Pancreatic cancer, pancreatectomy, lymph node metastasis, lymph node ratio, 2389

- Pancreatic cancer, pancreatic ductal adenocarcinoma, ampullary carcinoma, ampullary cancer, survival, prognosis, 3011
- Pancreatic cancer, radiation recall, radiation recall gastritis, erlotinib, 7339
- Pancreatic cancer, Sonic Hedgehog, Hedgehog signaling pathway, metformin, 1765
- Pancreatic cancer, SOX2, AHCC, gemcitabine, heat-shock protein-27, 4807
- Pancreatic cancer, treosulfan, gemcitabine, 1779
- Pancreatic cancer, tumor ablation, safety, irreversible electroporation, ultrasound guidance, 289
- Pancreatic cancer, Wnt pathway, gastrointestinal tumors, 5375
- Pancreatic ductal adenocarcinoma, apoptosis, autophagy, cell death, genistein, 5-fluorouracil, 4685
- Pancreatic ductal adenocarcinoma, pancreatic cancer, ampullary carcinoma, ampullary cancer, survival, prognosis, 3011
- Pancreatic neuroendocrine carcinoma, coeliac disease, puerperium, 2449
- Pancreatic neuroendocrine neoplasia, microRNA, serum, *miR-193b*, 2249
- Pancreatic resection, lymphocyte-to-monocyte ratio, pancreatic adeno-carcinoma, prognosis, 5163
- Pancreaticoduodenectomy, HBO, hyperbaric, pre-conditioning, surgery, 2899
- Pantoprazole, capecitabine, metabolites, premedication, interaction, HPLC, 3371
- PAR2, melanoma, metastasis, murine model, 3511
- Paraneoplastic arthritis, anaplastic carcinoma, endometrial cancer, secondary cancer, 239
- Paraneoplastic syndromes, rheumatic disease, malignancy, cancer immunity, 6669
- Paraptosis, anaplastic thyroid carcinoma, tunicamycin, *BRAF*, 4857
- Parotid metastases, high-risk skin cancer, elective parotidectomy, occult lymph node metastases, squamous cell carcinoma, 2433
- Parotid, postoperative radiation, postoperative radiotherapy, pleomorphic adenoma, benign, close margins, positive margins, local control, radiation toxicity, 4247
- PARP inhibitors, conventional chemotherapy, epithelial ovarian cancer, histological subtypes, molecular pathway targets, tumour angiogenesis, tyrosine kinase inhibitors, review, 2069
- PARP inhibitors, HDAC inhibitors, PJ34, vorinostat, apoptosis, cell cycle, leukemia cell lines, 1849
- PARP inhibitors, ovarian cancer, BRCAness, cisplatin, carboplatin, homologous recombination, review, 551
- PARP1, PAX3, pericentromeric heterochromatin, S phase, 4717
- PARP1, TNBC, BRCA1, miRNA, breast cancer cells, 4893
- Partial mastectomy, breast reconstruction, conservative breast surgery, oncoplastic, reduction mammoplasty, local flaps, outcome, complications, 1099
- Patella, giant cell tumor, imaging, osteosarcoma, case report, 2541
- Pathological complete response, gastrointestinal stromal tumor, imatinib mesylate, 6617
- Pathological, hepatocellular carcinoma, disease-free survival, overall survival, clinical, surgical, 3093
- Pathology, hepatocellular carcinoma, lipiodol, chemoembolization, drug eluting beads, microsphere, response, imaging, 3597
- Pathophysiology, diffuse large B-cell lymphoma, microRNAs, diagnosis, prognosis, review, 557
- Pathophysiology, testicular cancer, microRNAs, diagnosis, prognosis, review, 2709
- Patient acceptance, vacuum-assisted breast biopsy, microcalcifications, 3831
- Patient counseling, cancer diet, raw food diet, alkaline diet, macrobiotics, Gerson's regime, Breuss cure, Budwig diet, ketogenic diet, review, 39
- Patient-physician communication, distance, reserve, breast cancer, 1269
- PAX3, pericentromeric heterochromatin, PARP1, S phase, 4717
- PBR322 plasmid DNA, ovarian cancer, A2780, cisplatin, drug resistance, BamHI digestion, interstrand adducts, 1923
- PC12 model, neurotoxicity, oxaliplatin, amifostine neuroprotection, cyclin-B2, 517
- PC3, benzimidazole, celecoxib, COX-2, sulfasalazine, MDA-PCa 2b, prostate cancer, docking, focal adhesion, 4755
- PCR, circulating tumor cells, bladder cancer, CK19, CK20, *EGFR*, survivin, h-TERT, 7415
- PCR, circulating tumor cells, colorectal cancer, gastric cancer, CK19, CK20, *EGFR*, 3083
- PCR, heparin, VEGF, choriocarcinoma, heparanase, proliferation, 7071
- PCR, Kaposi's sarcoma, HHV-8 genotypes, K1, subtype A, 893
- PCR, *KRT19*, *PTHRP*, *MGB*, circulating tumor cells (CTCs), breast cancer., 6691
- PCR, neoadjuvant radiochemotherapy, esophageal cancer, squamous cell carcinoma, regression, radiation dose effect, 7255
- PD1, melanoma, CTLA-4, ipilimumab, vemurafenib, *BRAF*, 1493
- Pdcd4, melanoma, cell lines, tumor suppressor, expression, Akt signaling pathway, 2315
- PDGFR alpha*, thymic carcinoma, *c-KIT*, tyrosine kinase, sorafenib, 5105
- PDGFR-α*, *EGFR*, c-MET, spinal chordoma, 623
- PDL1, gemcitabine, 5-fluorouracil, IFN-γ, WT1, chemoimmunotherapy, immunomodulation, 6353

- PDNEC, poorly-differentiated neuroendocrine carcinoma, chemotherapy, 5657
- PEComa, mTOR inhibitor, sirolimus, temsirolimus, 3663
- Pediatric, temsirolimus, bevacizumab, CNS tumors, 1931
- Pegfilgrastim, acute myeloid leukemia, fatal effect, 6747
- Pegylated interferon- $\alpha$ , histone deacetylase inhibitor, valproic acid, pancreatic cancer, 3403
- Pegylated liposomal doxorubicin, anthracycline, triple-negative breast cancer, adjuvant chemotherapy, 7319
- Pemetrexed, peritoneal mesothelioma, chemotherapy, ascites, platinum, 215
- Pemetrexed, pharmacogenomic, lung cancer chemotherapy, polymorphism patents, cisplatin, gemcitabine, taxanes, vinorelbine, 5241
- Pemetrexed, radiation recall, dermatitis, breast cancer, 1179
- Peptide analog, desmopressin, vasopressin, hemostasis, metastasis, breast cancer, 4761
- Peptide vaccine, cancer vaccine, clinical trial, oral chemotherapy, metastatic colorectal cancer, refractory to standard chemotherapy, 3045
- Peptide vaccine, predictive biomarker, prognosis, colorectal cancer, 4201
- Percentage free prostate-specific antigen, prostate cancer, prostate cancer antigen 3 gene, Prostate Health Index, prostate-specific antigen, prostatitis, differential diagnosis, 7159
- Percutaneous biopsy, ductal carcinoma *in situ*, breast cancer, upgrade, 1183
- Percutaneous radiofrequency ablation, hepatocellular carcinoma, neoplastic portal vein tumor thrombus, 6785
- Pericardial effusion, esophageal cancer, dose-volume histogram, chemoradiotherapy, 7389
- Pericentromeric heterochromatin, PAX3, PARP1, S phase, 4717
- Periductal stromal tumor, breast cancer, bilateral breast cancer, 3635
- Periocular tumor, basal cell carcinoma, Cyberknife, stereotactic body radiation therapy, 873
- Peripheral blood leukocyte, DNA methylation, gastric cancer, surrogate tissue, SIRPH, 5381
- Peripheral blood leukocytes, HNSCC, sirtuin genes, *SIRT6*, *SIRT7*, 7137
- Peripheral blood, oral squamous cell carcinoma, CD57, T-cells, 5729
- Peripheral neuropathy, nab-paclitaxel, compression therapy, goshajinkigan, 4213
- Peritoneal carcinomatosis, cytoreductive surgery, hyperthermic intraperitoneal chemotherapy, CRS, HIPEC, computed tomography, CT, positron emission tomography, PET, PET/CT, 2363
- Peritoneal dissemination, ACP5, gastric cancer, 3425
- Peritoneal mesothelioma, chemotherapy, ascites, pemetrexed, platinum, 215
- Peritoneal metastasis, treatment change, tumor marker, CT, advanced gastric cancer, 5169
- Peritumoral edema, lung cancer, brain metastasis, immunohistochemistry, CD44v6, caspase, smoking, gender differences, 5593
- Personalized medicine, oligodendroglioma, co-deletion 1p/19q, *IDH1/2* mutations, *MGMT* promoter methylation, novel treatment, review, 1587
- Pertuzumab, solid tumors, gastric cancer, prostate cancer, NSCLC, ovarian cancer, colorectal cancer, review, 1483
- PET computed tomographic, neoadjuvant chemotherapy, response, breast cancer, FDG PET, 4447
- PET, FDG, PET/CT, cancer screening, lung cancer, Japan, 183
- PET, medullary thyroid carcinoma, calcitonin,  $^{18}\text{F}$ -DOPA, 6647
- PET, MRI, contrast agent, gadolinium, *in vitro*, *in vivo*, self-assembled nanoparticles, 49
- PET, peritoneal carcinomatosis, cytoreductive surgery, hyperthermic intraperitoneal chemotherapy, CRS, HIPEC, computed tomography, CT, positron emission tomography, PET/CT, 2363
- PET, pheochromocytoma,  $^{18}\text{F}$ -DOPA, CT, MRI, 791
- PET, thyroid cancer, screening, PET/CT, Japan, 4439
- PET/CT, FDG, PET, cancer screening, lung cancer, Japan, 183
- PET/CT, *KRAS* mutations, colorectal cancer, GLUT1, SUVmax, 2571
- PET/CT, peritoneal carcinomatosis, cytoreductive surgery, hyperthermic intraperitoneal chemotherapy, CRS, HIPEC, computed tomography, CT, positron emission tomography, PET, 2363
- PET/CT, thyroid cancer, screening, PET, Japan, 4439
- Petiveria alliacea*, jamaican Guinea Hen weed, dibenzyl trisulfide, kinase inhibitor, RSK, cancer, 1637
- PFS, hyponatremia, NSCLC, OS, prognosis, predictive marker, 7461
- PGD2, gastric cancer, DP, PPAR $\gamma$ , 2771
- P-glycoprotein, phenothiazines, multidrug resistance, ABCB1, ATP-binding cassette protein B1, rhodamine 123, ethidium bromide, thioridazine, verapamil, mouse T-lymphoma cell lines, 1737
- Phacomatosis, nevoid basal cell carcinoma syndrome, Gorlin–Goltz syndrome, *Ponticulus posticus*, arcuate foramen, atlanto-occipital ligament, calcification, lateral cephalogram, 7395
- Pharmacogenomic, lung cancer chemotherapy, polymorphism patents, cisplatin, gemcitabine, taxanes, pemetrexed, vinorelbine, 5241
- Pharmacokinetics, anticancer agent, monoclonal antibody, subcutaneous administration, review, 1579
- Pharmacokinetics, capecitabine, bevacizumab, drug-drug interaction, colorectal cancer, 3669

- Pharmacokinetics, sunitinib, albumin,  $\alpha$ 1-acid glycoprotein (AAG), protein-binding profiles, 2283
- Pharyngeal cancer, cervical cancer, cytokines, environment, human papilloma virus, oral cancer, oropharyngeal cancer, sunlight, ultraviolet, 4993
- Phase I clinical trials, navitoclax, Bcl-2 inhibitor, healthy volunteers, safety risk evaluation and management, 3739
- Phase I trial, adiponectin, efatutazone, Japan, PPAR $\gamma$  dose-escalation study, 5133
- Phase I trial, cervical cancer, PIK3CA mutation, PTEN loss, outcome analysis, 2349
- Phase I, colorectal cancer, FOLFIRI, irinotecan, Japanese patients, 2029
- Phase II study, chemotherapy, FOLFIRI regimen, metastatic colorectal cancer, *UGT1A1*, 195
- Phase II study, irinotecan, gastric cancer, paclitaxel, S-1, 851
- Phase II study, non-small cell lung cancer, *EGFR* mutation, gefitinib, resistance, erlotinib, 1975
- Phase II trial, rectal cancer, radiochemotherapy, capecitabine, cetuximab, 6767
- $\alpha$ -phellandrene, cDNA microarray, cell cycle, DNA damage, apoptosis, WEHI-3 leukemia cells, 4161
- Phenanthroindolizine alkaloid, caspase activity, YPC-10157, antitumor activity, 3391
- Phenothiazines, multidrug resistance, P-glycoprotein, ABCB1, ATP-binding cassette protein B1, rhodamine 123, ethidium bromide, thioridazine, verapamil, mouse T-lymphoma cell lines, 1737
- Phenotype, neurofibromatosis type-1, tumour predisposition syndrome, visibility, disease severity, learning disability, adult, psychosocial aspects, cancer, survey, 3675
- Phenylpropanoid amides, QSAR analysis, cytotoxicity, tumor selectivity, anti-HIV activity, 3543
- Pheochromocytoma,  $^{18}\text{F}$ -DOPA, PET, CT, MRI, 791
- Pheochromocytoma, adrenal, large adrenal tumor, adrenocortical carcinoma, malignancy, laparoscopy, 2581
- Phosphatase inhibitor, apicidin, capan-1, epigenetics, histone deacetylase inhibitor, HNF4 $\alpha$ , MUC4, pancreatic cancer, small-molecule inhibitor library, targeted treatment, 5269
- Phosphoinositides, osteosarcoma, ezrin, signal transduction, phospholipase c, plce, gene silencing, 4069
- Phospholipase c, osteosarcoma, ezrin, signal transduction, phosphoinositides, plce, gene silencing, 4069
- Phosphorylation, PTEN, breast cancer, heterozygosity, mutations, 1387
- Photodynamic therapy, doxorubicin, taxotere, IL-1 $\alpha$ , VEGF, mTHPC, 5295
- Photodynamic therapy, reactive oxygen species, hyperoxia, 4095
- Photodynamic therapy, sonodynamic therapy, sensitizer, sono-photodynamic therapy, review, 4657
- Phototest, ultraviolet rays, skin neoplasms, skin type, attitudes, 797
- Phyllodes tumors, survivin, breast, fibroadenoma, nucleus, 1251
- PI-103, hepatocellular carcinoma, liver cancer stem cells, epidermal growth factor, sorafenib, RAS/RAF/MAPK, PKI-587, rapamycin, mTOR complex 1, mTOR complex 2, 1709
- PI3K, rhenium, selenium, tissue distribution, cancer, inflammation, immune system, AKT, MTOR, NF- $\kappa$ B, rhenium diseleno-ether compound, 1679
- PI3K/mTOR pathway, endometrial stromal sarcoma, SAHA, combination therapy, 2883
- PIK3CA mutation, cervical cancer, phase I trial, PTEN loss, outcome analysis, 2349
- Pilocarpine, radiotherapy, xerostomia, 1993
- Pin1, trastuzumab, HER2, FAS, chemoresistance, 1409
- Piperazinediones, NCI-60 anticancer screening, *in vivo* antitumor activity, COMPARE algorithm, azatyrosinamide, tubulin polymerization inhibitor, mechanism of action prediction, DTP, NCI/NIH, 4013
- Piperic acid amides, QSAR analysis, cytotoxicity, tumor selectivity, anti-HIV activity, 4877
- Piperine, triple-negative breast cancer, TRAIL, apoptosis, 1893
- PiT-1, gefitinib, malignant gliomas, *EGFR* signaling, 6527
- Pituitary adenomas, tumor blood vessels, prolactinomas, angiogenesis, 5413
- PJ34, PARP inhibitors, HDAC inhibitors, vorinostat, apoptosis, cell cycle, leukemia cell lines, 1849
- PKA, cAMP, EPAC1/RAP1, RAC1, cell migration, 3447
- PKC, HMC-1, c-kit, STI571, dasatinib, PMA, 3347
- PKCi, AID, gastric adenocarcinoma, 995
- PKCi, STMN1, AID, gastric adenocarcinoma, 4217
- PKI-587, hepatocellular carcinoma, liver cancer stem cells, epidermal growth factor, sorafenib, RAS/RAF/MAPK, PI-103, rapamycin, mTOR complex 1, mTOR complex 2, 1709
- Plasma free serotonin, breast cancer, Ca15.3, biomarker, recurrence, 1167
- Plasma, GemCap, metastatic colorectal cancer, cell-free DNA, 845
- Plasmablastic lymphoma, breast, HIV, autologous transplant, 5111
- Plasminogen activator inhibitor type 1 (PAI-1), breast cancer, sentinel lymph node biopsy, urokinase-type plasminogen activator (uPA), 4457
- Plasminogen activator inhibitor-1, D-dimer, breast cancer, relapse-free survival, overall survival, 1153
- Platelet aggregation running, benzimidazole, drug metabolism, HIF-1 $\alpha$  inhibition, luciferase assay, 3891
- Platelets, thrombocytosis, bladder cancer, radical cystectomy, cancer-specific mortality, 3225
- Platinum based chemotherapy, epithelial ovarian cancer, ERCC1 expression, immunohistochemistry staining, 393

- Platinum compound, dicycloplatin, SFDA approval, cancer chemotherapy, review, 455
- Platinum drug-induced neurotoxicity, copper transporters, organic cationic transporters, neuron, review, 483
- Platinum, antidepressants, chemotherapy, cancer, 509
- Platinum, chemotherapy, dosing, review, 465
- Platinum, DNA repair mechanisms, lung cancer, predictive markers, review, 493
- Platinum, peritoneal mesothelioma, chemotherapy, ascites, pemetrexed, 215
- Platinum-based chemotherapy, advanced thoracic malignancies, targeted therapy, review, 477
- Platinum-based therapy, NSCLC, ERCC1, prognosis, predictive factor, immunohistochemistry, 3707
- Platinum–DNA binding, drug resistance, drug combination, synergism, combination index, resveratrol, cisplatin, 541
- Plice, osteosarcoma, ezrin, signal transduction, phosphoinositides, phospholipase c, gene silencing, 4069
- PLCE1*, *PSCA*, *MUC1*, SNP, gene polymorphism, gastric cancer, gastritis, 7167
- PLC- $\gamma$ , BRMS-1, breast cancer, metastasis, survival, cell migration, 1417
- Pleomorphic adenoma, postoperative radiation, postoperative radiotherapy, benign, parotid, close margins, positive margins, local control, radiation toxicity, 4247
- Plexiform neurofibroma; NF1 truncating mutations, neurofibromatosis type 1, *Elephantiasis neuromatosa*; GIST; malignant peripheral nerve sheath tumors, 3021
- PMA, HMC-1, PKC, c-kit, STI571, dasatinib, 3347
- PMDC05, novel IDO inhibitor, Toho-1, leukemic plasmacytoid dendritic cell line, antigen-presenting ability, CTL-inducing ability, Necrostatin-1®, 4021
- PMMA, bone cement, valproic acid, SAHA, HDAC inhibitor, local therapy, 6459
- Pneumonitis, lung cancer, radiation therapy, transbronchial biopsy, bronchoscopy, lung injury, 3119
- Pneumonitis, metastatic renal cell carcinoma, pulmonary function test, everolimus, 5723
- PNT2, radiation effects, rosmarinic acid, micronuclei, radioprotectors, radiosensitizers, melanoma, B16F10 cells, 1913
- Podoplanin, D2-40, immunohistochemistry, prognostic marker, gastric cancer, 3113
- Polaprezinc, oral mucositis, pain, high-dose chemotherapy, radiotherapy, hematopoietic stem cell transplantation, 7271
- Polymorphism patents, pharmacogenomic, lung cancer chemotherapy, cisplatin, gemcitabine, taxanes, pemetrexed, vinorelbine, 5241
- Polymorphism, amrubicin, ABCB1, neutropenia, lung cancer, 3517
- Polymorphism, breast cancer, carcinogenesis, COX-2, genotype, Taiwan, 6711
- Polymorphism, breast cancer, carcinogenesis, genotype, *MTHFR*, Taiwan, 4109
- Polymorphism, carcinogenesis, genotype, oral cancer, XRCC3, 2951
- Polymorphism, carcinogenesis, IL10, oral cancer, 3731
- Polymorphism, caveolin-1, gastric cancer, genotype, 2263
- Polymorphism, *COX2*, genotype, renal cell carcinoma, Taiwan, 5481
- Polymorphism, cyclin D1, gastric cancer, genotype, Taiwan, 4963
- Polymorphism, gastric cancer, microRNA, chemotherapy, *Hsa-mir-499*, rs3746444, 5199
- Polymorphism, genotype, interleukin-10, lung cancer, smoking, Taiwan, 7039
- Polymorphism, genotype, lung cancer, smoking, Taiwan, XRCC7, 7001
- Polymorphism, XRCC1, breast cancer, radiotherapy, chemotherapy, 3031
- Polymorphisms, gastric cancer, SNP, cytokine, interleukin, interaction, 3523
- Polyphenols, myricetin, quercetin, cytotoxicity, NK-cells, 3975
- Polysaccharide, bacteria, attenuation, toxins, vector, treatment, review, 6289
- Polysaccharides, amino acid-based poly (ester-amide)s, dextran, chitosan, cationic polymers, prostate cancer, cytotoxicity, apoptosis, necrosis, arginine, lysine, 3981
- Ponticulus posticus*, nevoid basal cell carcinoma syndrome, Gorlin–Goltz syndrome, arcuate foramen, atlanto-occipital ligament, calcification, lateral cephalogram, phacomatosis, 7395
- Poor performance status, brain metastases, clinical outcome, image-guided radiotherapy, three-dimensional conformal radiotherapy, 2997
- Poorly differentiated adenocarcinoma, colon, cytokeratin 20, solid type (Por1), non-solid type (Por2), 159
- Poorly-differentiated neuroendocrine carcinoma, chemotherapy, PDNEC, 5657
- Population-based screening, prostate cancer, PSA, PSA velocity, risk factor, 6739
- Population-based study, 3DCRT, IMRT, lung cancer, 5175
- Porocarcinoma, non-melanoma skin cancer, skin adnexal tumors, eccrine cancer, metastasis, chemotherapy, targeted therapy, review, 5263
- Portal vein embolisation, colorectal liver metastases, future liver remnant volume, haematopoietic stem cells, 7279
- Portal vein tumor thrombus, hepatocellular carcinoma, transcatheter arterial chemoembolization, prognosis, survival, 4231
- Positive margins, gastric cancer, gastrectomy, R1, resection line involvement, microscopic residual disease, 6283

- Positive margins, postoperative radiation, postoperative radiotherapy, pleomorphic adenoma, benign, parotid, close margins, local control, radiation toxicity, 4247
- Positron emission tomography, 3'-deoxy-3'-[<sup>18</sup>F]fluorothymidine, thymidine kinase, 5-fluorouracil, thymidylate synthase, 759
- Positron emission tomography, peritoneal carcinomatosis, cytoreductive surgery, hyperthermic intraperitoneal chemotherapy, CRS, HIPEC, computed tomography, CT, PET, PET/CT, 2363
- Postoperative care, bleeding, comorbidity, lung cancer, surgery, 981
- Postoperative complication, intrapelvic bleeding, extended pelvic surgery, 3169
- Postoperative radiation therapy, cervical cancer, radical hysterectomy, IMRT, bone marrow sparing, 5091
- Postoperative radiation, postoperative radiotherapy, pleomorphic adenoma, benign, parotid, close margins, positive margins, local control, radiation toxicity, 4247
- Postoperative radiotherapy, gallbladder cancer, chemotherapy, 5621
- Postoperative radiotherapy, postoperative radiation, pleomorphic adenoma, benign, parotid, close margins, positive margins, local control, radiation toxicity, 4247
- Post-operative, economic comparison, fondaparinux, gynecological malignancy, prophylaxis, short duration, UFH, VTE, 3589
- Postoperative, glasgow prognostic score, albumin, C-reactive protein, non-small cell lung cancer, prognosis, 3137
- Post-recurrent survival, diacetylspermine, non-small cell lung cancer, prognostic factor, 3053
- PPAR $\gamma$  dose-escalation study, adiponectin, efatutazone, Japan, phase I trial, 5133
- PPAR $\gamma$ , gastric cancer, PGD2, DP, 2771
- PPM1D, prostate cancer, biomarker, prognosis, 2919
- Prealbumin, albumin level, breast cancer, nutrition, recurrence, 3775
- Prebiotic, breast cancer, *Lactobacillus plantarum*, oligofructose-enriched inulin, 12-dimethylbenz[*a*]anthracene, probiotic, 4969
- Precancerous lesions, GTPs, LTPs, proliferation, DNA damage, 683
- Preclinical drug evaluation, bone morphogenetic proteins, lung neoplasms, cell proliferation, cell survival, RNA interference, microRNAs, 2095
- Pre-conditioning, pancreaticoduodenectomy, HBO, hyperbaric, surgery, 2899
- Prediction of lymph node metastasis, gastric cancer, linear discriminant analysis, 4471
- Prediction, biomarker, carcinomas of unknown primary origin, chemotherapy, circulating tumor cell, 3165
- Prediction, tumor marker, CEA, CYFRA 21-1, erlotinib, NSCLC, *EGFR*-TKI, 3205
- Predictive and prognostic factors, late recurrence, renal cell carcinoma, 4463
- Predictive biomarker, prognosis, peptide vaccine, colorectal cancer, 4201
- Predictive biomarkers, *EGFR*-TKI, NSE, TK, NSCLC, 5193
- Predictive factor, clinical markers, hypothyroidism, levothyroxine substitution therapy, renal cell carcinoma, sunitinib, 3177
- Predictive factor, NSCLC, ERCC1, prognosis, platinum-based therapy, immunohistochemistry, 3707
- Predictive factors, esophageal cancer, brain metastases, whole-brain irradiation, overall survival, 6763
- Predictive marker, hyponatremia, NSCLC, PFS, OS, prognosis, 7461
- Predictive markers, breast cancer, metastatic disease, bevacizumab, hypertension, survival, matched pair, 227
- Predictive markers, neuroendocrine markers, renal cell carcinoma, sunitinib, 7361
- Predictive markers, platinum, DNA repair mechanisms, lung cancer, review, 493
- Predictive score, cerebral metastases, prostate cancer, whole-brain irradiation, overall survival, 4357
- Predictive score, radiosurgery, melanoma, new brain metastases, whole-brain irradiation, 5589
- Predictive tumor markers, non-small cell lung cancer, collaborative network, 2745
- Predictor, <sup>18</sup>F-FAMT PET, chemoradiotherapy, complete response, esophageal cancer, 909
- Preferential damage, sonodynamic therapy, ultrasound, cytochalasin B, leukemia, 2195
- Pregnancy, breast cancer, angiogenesis, lymphatic vascularity, tumor stroma, 125
- Premedication, capecitabine, metabolites, interaction, pantoprazole, HPLC, 3371
- Preoperative recurrent laryngeal nerve paralysis, thyroid, infiltrative margin, pushing margin, alpha-actinin-4, 3157
- Preoperative score, blood transfusion, hepatectomy, hepatocellular carcinoma, 313
- Preoperative staging, axillary staging, breast cancer, node metastases, sentinel node, sensitivity/specificity, test utility, needle biopsy, ultrasound, review, 1087
- Prevention review, breast cancer, nutrition, diet, carcinogenesis, 6861
- Prevention, bisphosphonates, bone metastasis, radiotherapy, cancer, review, 23
- Prevention, statin, colorectal cancer, MarketScan® database, non-elderly, 5043
- Prevention, treatment, multi-targeted therapy, 6791
- Previously treated metastatic breast cancer, testosterone, endocrine therapy, hormone-sensitive patients, 1287
- PRIMA-1, sphingomyelinase, p53, lung cancer, apoptosis, 3271

- Primary biliary cirrhosis, early gastric cancer, liver transplantation, gastrectomy, coagulopathy, 4307
- Primary breast cancer, hormone receptors, HER2, lymph node metastasis, immunohistochemistry, prognosis, 1435
- Primary cell culture, breast cancer, epithelial–mesenchymal transition, EMT, cDNA microarray, 2173
- Primary debulking surgery, ovarian cancer, residual tumour, biomarkers, proteomics, diagnostic accuracy, 679
- Primary effusion lymphoma, sodium salicylate, reactive oxygen species, apoptosis, 1865
- Primary mediastinal large B-cell lymphoma, NFkappaB pathway, *MYD88*, *CARD11*, *CD79B*, *EZH2*, 5503
- Primary mediastinal, large B-cell lymphoma, stomach, hemorrhage, 6717
- Primary ovarian cancer, chemoresponse, recurrent ovarian cancer, chemotherapy, 7191
- Primary peritoneal cancer, high-grade serous carcinoma, serous ovarian carcinoma, serous intra-epithelial carcinoma *in situ*, STIC, 407
- Probiotic, breast cancer, *Lactobacillus plantarum*, oligofructose-enriched inulin, 12-dimethylbenz[*a*]anthracene, prebiotic, 4969
- Progesterone receptor antagonist, glioblastoma multiforme, blood–brain barrier, progesterone-induced blocking factor, 2385
- Progesterone receptor, histoculture drug response assay, HDRA, chemotherapeutic agents, inhibition rate (IR), correlation, breast cancer, subtype, estrogen receptor, HER-2, individualized therapy, 7197
- Progesterone-induced blocking factor, glioblastoma multiforme, blood–brain barrier, progesterone receptor antagonist, 2385
- Progesterone-induced blocking factor, immune suppression, mifepristone, pulmonary lesion, rapidly advancing leukemia, 2413
- Progestin therapy, hyperplastic endometrial polyps, intrauterine device, levonorgestrel, 2319
- Prognosis, AML, elderly, induction chemotherapy, 5631
- Prognosis, biomarkers, MET, ER-positive, HER2-positive, breast cancer, 1227
- Prognosis, borderline ovarian tumor, implants, relapse, surgery, 6725
- Prognosis, cathepsin B, C-reactive protein, erythrocyte sedimentation rate, glioblastoma, nestin, serum biomarkers, 339
- Prognosis, cervical cancer, tumor markers, 887
- Prognosis, clinical features, hepatocellular carcinoma, HCC, prolonged survival, long-term survivors, anti-angiogenic targeted therapy, sorafenib, 1047
- Prognosis, colorectal cancer, carcinoembryonic antigen, carbohydrate antigen, stage II, 3753
- Prognosis, colorectal cancer, focal adhesion kinase, TNS4 (CTEN), 3969
- Prognosis, diffuse large B-cell lymphoma, microRNAs, pathophysiology, diagnosis, review, 557
- Prognosis, DNA microarrays, ovarian cancer, taxane, YAP1, 811
- Prognosis, EpCAM, pancreatic cancer, diagnosis, 4741
- Prognosis, gastrointestinal stromal tumor, GIST, risk of recurrence, 4267
- Prognosis, glasgow prognostic score, albumin, C-reactive protein, non-small cell lung cancer, postoperative, 3137
- Prognosis, granulosa cell tumor, recurrence, cytoreduction, fertility-sparing surgery, 1001
- Prognosis, heat shock proteins, HSPA2, immunohistochemistry, NSCLC, 2833
- Prognosis, hepatocellular carcinoma, transcatheter arterial chemoembolization, portal vein tumor thrombus, survival, 4231
- Prognosis, hormone receptors, HER2, primary breast cancer, lymph node metastasis, immunohistochemistry, 1435
- Prognosis, hyponatremia, NSCLC, PFS, OS, predictive marker, 7461
- Prognosis, intercellular cell-adhesion molecule, immunoglobulin, cell signaling, cell-cell interaction, cell polarity, lung cancer, review, 4665
- Prognosis, lymphocyte-to-monocyte ratio, pancreatic adenocarcinoma, pancreatic resection, 5163
- Prognosis, microRNA, *miR-196a*, rs11614913, breast cancer, 2943
- Prognosis, node metastases, early ovarian cancer, lymphadenectomy, histology, 6735
- Prognosis, non-small cell lung cancer, metabolic response, concurrent chemoradiotherapy, 2517
- Prognosis, NSCLC, ERCC1, predictive factor, platinum-based therapy, immunohistochemistry, 3707
- Prognosis, oral squamous cell carcinoma, hypoxia, HIF1 $\alpha$ , VEGF, review, 605
- Prognosis, oral squamous cell carcinoma, Na, K-ATPase, digoxin, cell viability, 5397
- Prognosis, ovarian cancer, angiogenesis, ID-1, 413
- Prognosis, ovarian cancer, SOX18, chemotherapy, 4029
- Prognosis, overexpressed in lung cancer 1 (OLC1), colorectal cancer, immunohistochemistry, 367
- Prognosis, pancreatic cancer, pancreatic ductal adenocarcinoma, ampullary carcinoma, ampullary cancer, survival, 3011
- Prognosis, PPM1D, prostate cancer, biomarker, 2919
- Prognosis, predictive biomarker, peptide vaccine, colorectal cancer, 4201
- Prognosis, radiotherapy, palliative radiotherapy, survival prediction, 877
- Prognosis, renal cell carcinoma, C-reactive protein, TNM classification, nephrectomy, 921
- Prognosis, testicular cancer, microRNAs, pathophysiology, diagnosis, review, 2709



- Prognosis, vascular endothelial growth inhibitor 174 (VEGI 174), microvessel density (MVD), clear cell renal cell carcinoma, 715
- Prognosis, vascular invasion, lymphatic invasion, breast cancer, 1255
- Prognosis, vascular invasion, lymphatic invasion, colorectal cancer, 3147
- Prognosis, vulvar carcinoma, ALDH1, cancer stem cell marker, immunohistochemistry, 859
- Prognosis, WT1, ovarian cancer, real-time quantitative PCR, clinical features, lentivirus, disease-free survival, overall survival, 2331
- Prognostic factor, core-binding factor-positive AML, 1037
- Prognostic factor, DCIS, tumor progression, syndecan-1 expression, cell and tissue localization, epidemiological factors, 3607
- Prognostic factor, diacetylspermine, non-small cell lung cancer, post-recurrent survival, 3053
- Prognostic factor, inhibin beta A, gastric cancer, 2303
- Prognostic factor, small lung adenocarcinoma, lepidic-predominant, histological subtype, lymphatic vessel invasion, 3153
- Prognostic factor, squamous cell carcinoma, oral, spindle checkpoint, MAD2, *BUBR1*, 7021
- Prognostic factors, brain metastasis, elderly patients, whole-brain radiotherapy, survival, score, 2455
- Prognostic factors, claudins, expression, renal cell cancer (RCC), 4181
- Prognostic factors, C-Reactive protein, CRP, colorectal cancer, 7263
- Prognostic factors, metastatic breast cancer, long-term survival, coexistent diseases, genetics of cancer, 5637
- Prognostic factors, metastatic spinal cord compression, non-small cell lung cancer, extraspinal involvement, survival, 2503
- Prognostic factors, ncRNA, HNSCC, review, 6887
- Prognostic factors, palliative radiotherapy, comorbidity, age, geriatric patients, octogenarians, 6641
- Prognostic factors, recurrent hepatocellular carcinoma, anatomical resection, cancer spread, overall survival, disease-free survival, 4421
- Prognostic factors, stage III esophageal cancer, radio-chemotherapy, long-term results, EPO expression, EPO-R expression, 4351
- Prognostic marker, *CCND1* polymorphism G870A, OSCC, 235
- Prognostic marker, D2-40, podoplanin, immunohistochemistry, gastric cancer, 3113
- Prognostic nutritional index, gastric cancer, total gastrectomy, 4223
- Prognostic significance, bile duct tumor thrombus, hepatocellular carcinoma, resection, 4367
- Prognostic value, laryngeal cancer, immunohistochemistry, mRNA expression, Notch, Jagged1, multivariate analysis, 6495
- Programmed cell death, cell cycle, daunorubicin, DNA strand breaks, formamidinodaunorubicins, mitotic catastrophe, 7151
- Progression-free survival, bevacizumab, epidermal growth factor receptor, *EGFR* mutation, non-small cell lung cancer, S-1, 7467
- Progression-free survival, renal cell carcinoma, sunitinib, sorafenib, overall survival, 2395
- Prolactin, angiosarcoma, sarcoma, vascular endothelial growth factor A, cytokine, biomarker, interleukin-6, osteopontin, 5001
- Prolactinoma, atypical adenoma, giant adenoma, fractionated stereotactic radiotherapy, hydrocephalus, 2509
- Prolactinomas, pituitary adenomas, tumor blood vessels, angiogenesis, 5413
- Proliferation, cervical cancer, dehydroepiandrosterone, migration, adhesion, 4039
- Proliferation, glioma, gamma-linolenic acid, ruthenium, apoptosis, 1901
- Proliferation, GTPs, LTPs, precancerous lesions, DNA damage, 683
- Proliferation, heparin, VEGF, choriocarcinoma, heparanase, PCR, 7071
- Proliferation, KML001, pancreatic cancer, invasion, NF- $\kappa$ B, VEGF-C, 3469
- Proliferation, osthole, apoptosis, cell cycle, high-performance counter-current chromatography, RK33, TE671 cells, 6473
- Proliferation, SOD3, prostate cancer, migration, hydrogen peroxide, DNA damage, 2821
- Proliferation, triple-negative breast cancer, NOTCH4, invasion, therapeutic target, breast cancer, 69
- Proliferation, tumor-infiltrating immune cells, basal cells, stem cells, degeneration, 6363
- Prolonged survival, clinical features, hepatocellular carcinoma, HCC, long-term survivors, prognosis, anti-angiogenic targeted therapy, sorafenib, 1047
- Prone treatment position, hypofractionated radiation therapy, supine treatment position, helical tomotherapy, 3D conformal radiation therapy, 1233
- Prophylaxis, economic comparison, fondaparinux, gynecological malignancy, post-operative, short duration, UFH, VTE, 3589
- Prophylaxis, gastric cancer, HIPEC, 2019
- Propofol, bupivacaine, breast cancer cells, MDA-MB-231, MCF7, NET1 gene, cell migration, 1321
- Prostate cancer antigen 3 gene, prostate cancer, Prostate Health Index, prostate-specific antigen, percentage free prostate-specific antigen, prostatitis, differential diagnosis, 7159

- Prostate cancer cells, IGF, IGF-BPs, magnolol, 6333
- Prostate cancer, amino acid-based poly (ester-amide)s, polysaccharides, dextran, chitosan, cationic polymers, cytotoxicity, apoptosis, necrosis, arginine, lysine, 3981
- Prostate cancer, benign prostatic hyperplasia, fat mass, glutathione S-transferase, oxidative stress, aging, 5051
- Prostate cancer, benzimidazole, celecoxib, COX-2, sulfasalazine, PC3, MDA-PCa 2b, docking, focal adhesion, 4755
- Prostate cancer, biomarker, serum, microRNA, *miR-141*, *miR-26a-1*, 665
- Prostate cancer, castration-resistant prostate cancer, resistance, resistance to abiraterone, abiraterone, review, 6265
- Prostate cancer, CCP score, cell-cycle progression score, active surveillance, multiparametric MRI, MRI-guided biopsy, 2459
- Prostate cancer, cerebral metastases, whole-brain irradiation, overall survival, predictive score, 4357
- Prostate cancer, circulating tumor cells, CTC, cultivation, minimal residual disease, MetaCell, virgin CTC, biomarker, culturing, blood biopsy, 3641
- Prostate cancer, combined androgen blockade, antiandrogen, 1983
- Prostate cancer, dose escalation, radiation therapy, toxicity, rectal bleeding, 7367
- Prostate cancer, exosome, microvesicle, LNCaP, androgen receptor, prostate-specific membrane antigen, 3419
- Prostate cancer, FGF9, VEGF-A, N-cadherin, epithelial-mesenchymal transition, biochemical recurrence, radical prostatectomy, 695
- Prostate cancer, gleason score, radical prostatectomy, 5585
- Prostate cancer, high dose rate brachytherapy, early toxicity, late toxicity, interstitial brachytherapy, radiation therapy, 2015
- Prostate cancer, high-dose-rate brachytherapy, risk classification, 3077
- Prostate cancer, intensity-modulated radiotherapy, high-risk, simultaneous, toxicity, 3747
- Prostate cancer, laparoscopy, laparoscopic radical prostatectomy, oncologic outcome, functional outcome, biochemical relapse, urinary continence, erectile function, 2443
- Prostate cancer, oncogenesis, heat-shock protein HSPB1, microRNA *miR-1*, 3475
- Prostate cancer, pertuzumab, solid tumors, gastric cancer, NSCLC, ovarian cancer, colorectal cancer, review, 1483
- Prostate cancer, PPM1D, biomarker, prognosis, 2919
- Prostate cancer, prostate cancer antigen 3 gene, Prostate Health Index, prostate-specific antigen, percentage free prostate-specific antigen, prostatitis, differential diagnosis, 7159
- Prostate cancer, prostate-specific antigen, zoledronic acid, bone metastasis, 4415
- Prostate cancer, prostate-specific membrane antigen, antibody-dependent cellular cytotoxicity, immunocytokine, IL-2, 89
- Prostate cancer, PSA, PSA velocity, population-based screening, risk factor, 6739
- Prostate cancer, SOD3, proliferation, migration, hydrogen peroxide, DNA damage, 2821
- Prostate cancer, statin, NSAIDs, orthotopic, NF $\kappa$ B, 3357
- Prostate cancer, tomotherapy, organ dislocation, image-guided IMRT, MVCT, 7373
- Prostate Health Index, prostate cancer, prostate cancer antigen 3 gene, prostate-specific antigen, percentage free prostate-specific antigen, prostatitis, differential diagnosis, 7159
- Prostate, carcinoma, resistance, docetaxel, NVP-BE235, sunitinib, 3457
- Prostate-specific antigen, prostate cancer, prostate cancer antigen 3 gene, Prostate Health Index, percentage free prostate-specific antigen, prostatitis, differential diagnosis, 7159
- Prostate-specific antigen, prostate cancer, zoledronic acid, bone metastasis, 4415
- Prostate-specific membrane antigen, antibody-dependent cellular cytotoxicity, immunocytokine, IL-2, prostate cancer, 89
- Prostate-specific membrane antigen, prostate cancer, exosome, microvesicle, LNCaP, androgen receptor, 3419
- Prostatitis, prostate cancer, prostate cancer antigen 3 gene, Prostate Health Index, prostate-specific antigen, percentage free prostate-specific antigen, differential diagnosis, 7159
- Pro-survival pathway, lung cancer, anoikis, EMT, *Dendrobium ellipsophyllum*, 1931
- Proteasome, cancer, gold, metal complexes, apoptosis, inorganic compounds, review, 487
- Protein phosphatase, dipalmitoleoyl-sn-glycero-3-phosphoethanolamine, malignant pleural mesothelioma, apoptosis, 1759
- Proteinase K, lipid nanoparticle, siRNA, cancer, ribonucleotide reductase, 3531
- Protein-binding profiles, sunitinib, albumin,  $\alpha$ 1-acid glycoprotein (AAG), pharmacokinetics, 2283
- Proteomics, cardiac glycosides, ovarian cancer, anticancer, apoptosis, 4141
- Proteomics, ovarian cancer, primary debulking surgery, residual tumour, biomarkers, diagnostic accuracy, 679
- PROX1, gastric cancer, immunohistochemistry, RNAscope, 3439
- PSA velocity, prostate cancer, PSA, population-based screening, risk factor, 6739
- PSA, apocrine breast carcinoma, AR, FOXA1, 1261

- PSA, prostate cancer, PSA velocity, population-based screening, risk factor, 6739
- PSCA*, *PLCE1*, *MUC1*, SNP, gene polymorphism, gastric cancer, gastritis, 7167
- Psychosocial aspects, neurofibromatosis type-1, tumour predisposition syndrome, phenotype, visibility, disease severity, learning disability, adult, cancer, survey, 3675
- PT3b outcome, prostate cancer, pT3b PCa, pT3b PSA nadir, 937
- PT3b PCa, prostate cancer, pT3b PSA nadir, pT3b outcome, 937
- PT3b PSA nadir, prostate cancer, pT3b PCa, pT3b outcome, 937
- PTEN loss, cervical cancer, phase I trial, PIK3CA mutation, outcome analysis, 2349
- PTEN, breast cancer, phosphorylation, heterozygosity, mutations, 1387
- PTGS2*, *TYMP*, *DPYD*, *TOPO1*, *COX2*, *TYMS*, 5-FU-based adjuvant chemotherapy, hierarchical clustering, stage II colorectal cancer, stage III colorectal cancer, 4949
- PTHRP*, *KRT19*, *MGB*, circulating tumor cells (CTCs), PCR, breast cancer., 6691
- Puerperium, coeliac disease, pancreatic neuroendocrine carcinoma, 2449
- Pulmonary complication, esophageal cancer, esophagectomy, minimally invasive surgery, 2399
- Pulmonary function test, metastatic renal cell carcinoma, pneumonitis, everolimus, 5723
- Pulmonary lesion, immune suppression, mifepristone, progesterone-induced blocking factor, rapidly advancing leukemia, 2413
- Pulmonary metastasis, colorectal cancer, metastasectomy, lymphadenectomy, TPS, 4239
- Pulmonary resection, ground-glass nodule, lung cancer, 7401
- Pushing margin, thyroid, infiltrative margin, alpha-actinin-4, preoperative recurrent laryngeal nerve paralysis, 3157
- Pyriplatin, cytotoxicity, transcription, RNA polymerase II, X-ray structure, monofunctional platinum, review, 471
- Pyruvate kinase, non-small cell lung cancer, immunohistochemistry, 3811
- 11q, fibroma of tendon sheath, cytogenetics, collagenous fibroma, desmoplastic fibroblastoma, 5159
- QRT-PCR, advanced NSCLC, immunohistochemical analysis, insulin-like growth factor 1 receptor, methodology, 2991
- QSAR analysis, 2-aminotropones, cytotoxicity, anti-UV activity, fine cell structure, 1743
- QSAR analysis, 3-styrylchromones, cytotoxicity, tumor selectivity, anti-HIV activity, 5405
- QSAR analysis, phenylpropanoid amides, cytotoxicity, tumor selectivity, anti-HIV activity, 3543
- QSAR analysis, piperic acid amides, cytotoxicity, tumor selectivity, anti-HIV activity, 4877
- QT prolongation, crizotinib, nilotinib, liposomes, hERG, cardiotoxicity, 4733
- Quality control, breast cancer, mammography, screening programs, in-service training, mobile units, 5057
- Quality of life, breast cancer, oncology, exercise, rehabilitation, BREX, 1193
- Quality of life, breast cancer, rehabilitation, 1201
- Quality of life, electrochemotherapy, head and neck cancer, bleomycin, palliation/palliative care, 967
- Quality of life, epoetins, chemotherapy, anemia, 2325
- Quality of life, melatonin, cancer, chemotherapy, clinical trial, 8-oxo-7, 8-dihydro-2'-deoxyguanosine, 8-oxodG, 7327
- Quality of life, T-negative breast cancer, capecitabine, metronomic chemotherapy, bone metastasis, brain metastasis, stereotactic radiosurgery, FACT-B, 4287
- Quality-adjusted life years, health utilities, cost-benefit analysis, health economics, breast carcinoma, gynecological malignancies, 829
- Quercetin, myricetin, polyphenols, cytotoxicity, NK-cells, 3975
- Quercetin-3-O-glucoside, cancer, apoptosis, cell cycle, caspase-3, topoisomerase II, HepG2 cells, 1691
- Quick stain, touch imprint, core needle biopsy, cytology, breast cancer, 153
- Quinone, cancer, apoptosis, structure/activity relationships, 4077
- C-Reactive protein, cathepsin B, erythrocyte sedimentation rate, glioblastoma, nestin, prognosis, serum biomarkers, 339
- C-Reactive protein, CRP, colorectal cancer, prognostic factors, 7263
- C-Reactive protein, glasgow prognostic score, albumin, non-small cell lung cancer, prognosis, postoperative, 3137
- C-Reactive protein, high-sensitivity Glasgow prognostic score, surgery, gastric cancer, albumin, 5695
- C-Reactive protein, renal cell carcinoma, prognosis, TNM classification, nephrectomy, 921
- C-Reactive protein, glasgow prognostic score, albumin, non-small cell lung cancer, prognosis, postoperative, 3137
- R1, gastric cancer, gastrectomy, positive margins, resection line involvement, microscopic residual disease, 6283
- R2 resection, extrahepatic bile duct cancer, chemoradiotherapy, failure pattern, 6685
- RAC1, cAMP, PKA, EPAC1/RAP1, cell migration, 3447
- Radiation dose effect, neoadjuvant radiochemotherapy, esophageal cancer, squamous cell carcinoma, regression, pCR, 7255
- Radiation dose, NSCLC, brain metastases, radiosurgery alone, treatment outcomes, 7309
- Radiation effects, rosmarinic acid, micronuclei, radioprotectors, radiosensitizers, melanoma, PNT2, B16F10 cells, 1913

- Radiation pneumonitis, thoracic radiotherapy, chemoradiation, sporadic pneumonitis, immunosuppressant, 7315
- Radiation recall gastritis, radiation recall, pancreatic cancer, erlotinib, 7339
- Radiation recall, pemetrexed, dermatitis, breast cancer, 1179
- Radiation recall, radiation recall gastritis, pancreatic cancer, erlotinib, 7339
- Radiation survival, cytochrome C, vitamin C, MCF-7 cells, free radicals, 1343
- Radiation therapy, androgen deprivation, intermediate risk prostate cancer, dose escalation, 4189
- Radiation therapy, high dose rate brachytherapy, prostate cancer, early toxicity, late toxicity, interstitial brachytherapy, 2015
- Radiation therapy, lung cancer, transbronchial biopsy, bronchoscopy, pneumonitis, lung injury, 3119
- Radiation therapy, prostate cancer, dose escalation, toxicity, rectal bleeding, 7367
- Radiation toxicity, postoperative radiation, postoperative radiotherapy, pleomorphic adenoma, benign, parotid, close margins, positive margins, local control, 4247
- Radiation, cell cycle checkpoint, cell death, mitotic catastrophe, gene expression, 3875
- Radiation, NK cells, CD3/CD4/CD8 lymphocytes, colorectal cancer, tumour microenvironment, 6505
- Radiation, sensitivity, cervical cancer, review, 4649
- Radical cystectomy, platelets, thrombocytosis, bladder cancer, cancer-specific mortality, 3225
- Radical gastrectomy, gastric cancer, statin therapy, 355
- Radical hysterectomy, cervical cancer, postoperative radiation therapy, IMRT, bone marrow sparing, 5091
- Radical hysterectomy, cervical cancer, uterine cervix, neoadjuvant chemotherapy, laparoscopy, 5703
- Radical prostatectomy, FGF9, prostate cancer, VEGF-A, N-cadherin, epithelial-mesenchymal transition, biochemical recurrence, 695
- Radical prostatectomy, gleason score, prostate cancer, 5585
- Radical prostatectomy, robot-assisted prostatectomy, intrapelvic fat, 5523
- Radical surgery, giant adrenal tumor, adrenalectomy, 5087
- Radical vulvectomy, vulvar cancer, lymphadenectomy, separate incisions, simultaneous, regional anesthesia, 7345
- Radicicol, anaplastic thyroid carcinoma, hsp90, hsp70, Akt, 4829
- Radiochemotherapy response, cervical cancer, VEGFA, TIMP2, MMP2, MMP9, 385
- Radiochemotherapy, advanced cervical cancer, biomarkers, CK7, survival, 177
- Radio-chemotherapy, esophageal cancer, VEGF, VEGFR-1, hemoglobin, 5221
- Radiochemotherapy, rectal cancer, capecitabine, cetuximab, phase II trial, 6767
- Radio-chemotherapy, stage III esophageal cancer, long-term results, prognostic factors, EPO expression, EPO-R expression, 4351
- Radiochemotherapy, synchrotron radiation, cisplatin, glioma stem-like cells, 5351
- Radioembolization, hepatocellular carcinoma, transcatheter arterial chemoembolization, combination therapy, review, 6877
- Radioembolization, liver metastasis, biliodigestive anastomosis, bilioenteric anastomosis, hepaticojejunostomy, complications, liver abscess, 4315
- Radiofrequency ablation, colorectal neoplasms, liver metastasis, aflibercept, 6775
- Radioimmunotherapy, <sup>177</sup>Lu, non-Hodgkin lymphoma, 3263
- Radioprotectors, radiation effects, rosmarinic acid, micronuclei, radiosensitizers, melanoma, PNT2, B16F10 cells, 1913
- Radioresistance, autophagy, TAK1, breast cancer, 1449
- Radioresistance, non-small cell lung cancer, fractionated irradiation, cDNA microarrays, 4939
- Radiosensitivity, DRB, RNA polymerase II, CDK9, SIRT1, CK2 $\alpha$ , DNA repair, 6981
- Radiosensitivity, HPV, hypoxia, head and neck cancer, 6297
- Radiosensitivity, retinoic acid, thalidomide, glioblastoma cells, 1885
- Radiosensitization, mTOR, G2 checkpoint, SCC4 cells, 2927
- Radiosensitizers, radiation effects, rosmarinic acid, micronuclei, radioprotectors, melanoma, PNT2, B16F10 cells, 1913
- Radiosurgery alone, NSCLC, brain metastases, radiation dose, treatment outcomes, 7309
- Radiosurgery, melanoma, brain metastases, 5079
- Radiosurgery, melanoma, new brain metastases, predictive score, whole-brain irradiation, 5589
- Radiotherapy, bisphosphonates, bone metastasis, prevention, cancer, review, 23
- Radiotherapy, brain tumors, children, surgery, chemotherapy, survival, 323
- Radiotherapy, early stage, follicular lymphoma, rituximab, 6701
- Radiotherapy, exfoliative cytology, head and neck cancer, normal tissue toxicity, 837
- Radiotherapy, fractionation, bone metastases, pain, rapid-onset opioids, 1011
- Radiotherapy, glioblastoma, GBM, elderly patients, chemotherapy, geriatric assessment, 4281
- Radiotherapy, head and neck, carcinoma, treatment, recurrence, second malignancy tumours, histopathology, surgery, survival, surveillance, 6593
- Radiotherapy, HER2, locoregional recurrence, breast cancer, 1207
- Radiotherapy, intracranial germinoma, chemotherapy, 5715

- Radiotherapy, metastatic spinal cord compression, pancreatic cancer, functional outcome, survival, 3727
- Radiotherapy, non-small cell lung cancer, palliation, chemotherapy, end of life care, supportive care, 1015
- Radiotherapy, oral mucositis, pain, polaprezinc, high-dose chemotherapy, hematopoietic stem cell transplantation, 7271
- Radiotherapy, palliative radiotherapy, survival prediction, prognosis, 877
- Radiotherapy, pilocarpine, xerostomia, 1993
- Radiotherapy, rectal cancer, chemoradiotherapy, lymph nodes, 4195
- Radiotherapy, seminoma, survival, chemotherapy, surveillance, carboplatin, 4253
- Radiotherapy, sequence, hormone therapy, aromatase inhibitor, long-term outcome, 4311
- Radiotherapy, soft tissue sarcomas, surgery, chemotherapy, limb perfusion, follow-up, metastatic disease, review, 5251
- Radiotherapy, supraglottic cancer, larynx preservation, epilarynx, 203
- Radiotherapy, thymoma, cisplatin, etoposide, thymus, toxicity, 2023
- Radiotherapy, thyroid, malignant lymphoma, thyrotropin, hypothyroidism, 4427
- Radiotherapy, urothelial carcinoma, upper urinary tract, adjuvant treatment, 333
- Radiotherapy, XRCC1, polymorphism, breast cancer, chemotherapy, 3031
- Raltitrexed, 5-FU, dihydropyrimidine dehydrogenase deficiency, cardiotoxicity, genetic polymorphisms, tegafur/uracil, review, 1531
- Ramucirumab, gastric cancer, trastuzumab, chemotherapy, refractory, targeted therapy, 3695
- Random migration, cytotoxicity, CD8+ T cell, NK cell, immunotherapy, 3947
- Rapamycin, hepatocellular carcinoma, liver cancer stem cells, epidermal growth factor, sorafenib, RAS/RAF/MAPK, PKI-587, PI-103, mTOR complex 1, mTOR complex 2, 1709
- Rapamycin, mammalian target of rapamycin, 5-fluorouracil, 3329
- Rapidly advancing leukemia, immune suppression, mifepristone, progesterone-induced blocking factor, pulmonary lesion, 2413
- Rapid-onset opioids, radiotherapy, fractionation, bone metastases, pain, 1011
- RAS/RAF/MAPK, hepatocellular carcinoma, liver cancer stem cells, epidermal growth factor, sorafenib, PKI-587, PI-103, rapamycin, mTOR complex 1, mTOR complex 2, 1709
- Raw food diet, cancer diet, patient counseling, alkaline diet, macrobiotics, Gerson's regime, Breuss cure, Budwig diet, ketogenic diet, review, 39
- Reactivation, gastrointestinal stromal cell tumor (GIST), hepatitis B, imatinib, 3629
- Reactive oxygen species (ROS) hispidin, apoptosis, colon cancer, p53, death receptor 3, 4087
- Reactive oxygen species, deinoxanthin, apoptosis, cancer cells, 1829
- Reactive oxygen species, photodynamic therapy, hyperoxia, 4095
- Reactive oxygen species, primary effusion lymphoma, sodium salicylate, apoptosis, 1865
- Reactive oxygen species, ultrasound, nanomedicine, fullerenes, sonodynamic therapy, membrane lipid peroxidation, sarcoma 180, 6481
- Real-time polymerase chain reaction, beta-defensins, co-culture techniques, carcinoma, squamous cell, 6443
- Real-time quantitative PCR, WT1, ovarian cancer, clinical features, prognosis, lentivirus, disease-free survival, overall survival, 2331
- Receptor discordance, metastatic breast cancer, estrogen receptor, 3657
- RECK, MMP, VEGF, metastasis, review, 3867
- Recommended dose, concurrent chemoradiotherapy, mucositis, S-1, head and neck cancer, 209
- Reconstruction, frozen autograft, metastasis, bone, cancer, 5569
- Rectal bleeding, prostate cancer, dose escalation, radiation therapy, toxicity, 7367
- Rectal cancer, chemoradiotherapy, radiotherapy, lymph nodes, 4195
- Rectal cancer, hyperthermochemoradiation therapy, HCRT, tumor response, 3141
- Rectal cancer, radiochemotherapy, capecitabine, cetuximab, phase II trial, 6767
- Rectovaginal space, ependyoblastoma, neoplasm, extraneural, 819
- Recurrence of cervical carcinoma, esophageal stenosis, mediastinal lymph node, cervical cancer, 363
- Recurrence, biliary tract cancer, <sup>18</sup>F-fluorodeoxyglucose positron-emission tomography, standardized uptake value, 2551
- Recurrence, CXCL12, CXCR4, VEGFR-3, urothelial cancer, 3537
- Recurrence, esophagogastric junction cancer, mediastinal lymph node, 4391
- Recurrence, granulosa cell tumor, prognosis, cytoreduction, fertility-sparing surgery, 1001
- Recurrence, head and neck, carcinoma, treatment, second malignancy tumours, histopathology, surgery, radiotherapy, survival, surveillance, 6593
- Recurrence, melanoma, sentinel lymph node, 3197
- Recurrence, plasma free serotonin, breast cancer, Ca15.3, biomarker, 1167

- Recurrence, prealbumin, albumin level, breast cancer, nutrition, 3775
- Recurrent hepatocellular carcinoma, anatomical resection, cancer spread, overall survival, disease-free survival, prognostic factors, 4421
- Recurrent ovarian cancer, chemoresponse, primary ovarian cancer, chemotherapy, 7191
- Recurrent ovarian cancer, itraconazole, chemotherapy, refractory disease, 2481
- Redox homeostasis, oxidative stress, breast cancer, DNA damage, review, 1127
- Reduction mammoplasty, breast reconstruction, conservative breast surgery, partial mastectomy, oncoplastic, local flaps, outcome, complications, 1099
- Reference histology, malignant peripheral nerve sheath tumors, MPNST, resection margin, 777
- Reflux, LINX™, GERD, esophageal sphincter, laparoscopy, 2341
- Refractory disease, itraconazole, chemotherapy, clear cell carcinoma, resistant disease, 2007
- Refractory disease, itraconazole, chemotherapy, recurrent ovarian cancer, 2481
- Refractory to standard chemotherapy, cancer vaccine, clinical trial, 7-peptide vaccine, oral chemotherapy, metastatic colorectal cancer, 3045
- Refractory, gastric cancer, trastuzumab, chemotherapy, ramucirumab, targeted therapy, 3695
- Refractory, thymic cancer, S-1 based chemotherapy, 5743
- Regional anesthesia, vulvar cancer, radical vulvectomy, lymphadenectomy, separate incisions, simultaneous, 7345
- Regional lymph node lymphocytes, NSCLC, regulatory T-cells, micrometastasis, surgical resection, 7185
- Regorafenib, liver metastases, chemoembolization, colorectal cancer, aflibercept, cetuximab, irinotecan, drug-eluting beads, DEBIRI, KRAS, review, 575
- Regression, neoadjuvant radiochemotherapy, esophageal cancer, squamous cell carcinoma, pCR, radiation dose effect, 7255
- Regulatory T-cells, NSCLC, micrometastasis, regional lymph node lymphocytes, surgical resection, 7185
- Rehabilitation, breast cancer, oncology, quality of life, exercise, BREX, 1193
- Rehabilitation, breast cancer, quality of life, 1201
- Re-irradiation, spinal cord compression from metastatic cancer, elderly patients, in-field recurrence, fractionation regimen, 2555
- Relapse, borderline ovarian tumor, implants, surgery, prognosis, 6725
- Relapse-free survival, plasminogen activator inhibitor-1, D-dimer, breast cancer, overall survival, 1153
- Relative biological effectiveness, clonogenic cell survival, linear energy transfer, high LET, low LET, 2801
- Renal cancer, Wnt pathway, Wnt inhibitors, beta-catenin, signaling therapies, 4101
- Renal carcinoma, Bellini disease, collecting ducts carcinoma, targeted therapy, 1027
- Renal cell cancer (RCC), claudins, expression, prognostic factors, 4181
- Renal cell cancer, MALDI mass spectrometry imaging, MALDI-MSI, tissue microarray, biomarker, 2255
- Renal cell carcinoma, clinical markers, hypothyroidism, levothyroxine substitution therapy, predictive factor, sunitinib, 3177
- Renal cell carcinoma, COX2, genotype, polymorphism, Taiwan, 5481
- Renal cell carcinoma, cytoreductive nephrectomy, tyrosine kinase inhibitor, targeted therapy, 2405
- Renal cell carcinoma, kidney, transitional cell carcinoma, venous tumour thrombus, neo-adjuvant treatment, 1031
- Renal cell carcinoma, neuroendocrine markers, predictive markers, sunitinib, 7361
- Renal cell carcinoma, predictive and prognostic factors, late recurrence, 4463
- Renal cell carcinoma, prognosis, C-reactive protein, TNM classification, nephrectomy, 921
- Renal cell carcinoma, sunitinib, leukopenia, survival, 3781
- Renal cell carcinoma, sunitinib, sorafenib, progression-free survival, overall survival, 2395
- Renal failure, afatinib, gefitinib, dialysis, hemodialysis, EGFR-TKI, NSCLC, 3185
- Renal impairment, myeloma, renal response, 4299
- Renal response, myeloma, renal impairment, 4299
- Reproducibility, histogram, texture, intravoxel incoherent motion, diffusion-weighted MRI, FN13762 rat breast carcinoma, 2135
- Resectability, bevacizumab, neoadjuvant therapy, pancreatic cancer, gemcitabine, 2377
- Resection line involvement, gastric cancer, gastrectomy, R1, positive margins, microscopic residual disease, 6283
- Resection margin, malignant peripheral nerve sheath tumors, MPNST, reference histology, 777
- Resection, bile duct tumor thrombus, hepatocellular carcinoma, prognostic significance, 4367
- Reserve, patient–physician communication, distance, breast cancer, 1269
- Residual tumour, ovarian cancer, primary debulking surgery, biomarkers, proteomics, diagnostic accuracy, 679
- Resistance to abiraterone, prostate cancer, castration-resistant prostate cancer, resistance, abiraterone, review, 6265
- Resistance, 5-FU, head and neck carcinoma, cell cycle, thymidylate synthase, 2907
- Resistance, lung cancer, tyrosine kinase inhibitors, apoptosis, cell cycle, 2841
- Resistance, non-small cell lung cancer, EGFR mutation, gefitinib, erlotinib, phase II study, 1975

- Resistance, prostate cancer, castration-resistant prostate cancer, resistance to abiraterone, abiraterone, review, 6265
- Resistance, prostate, carcinoma, docetaxel, NVP-BEZ235, sunitinib, 3457
- Resistant disease, itraconazole, chemotherapy, clear cell carcinoma, refractory disease, 2007
- Response, hepatocellular carcinoma, lipiodol, chemoembolization, drug eluting beads, microsphere, pathology, imaging, 3597
- Response, neoadjuvant chemotherapy, breast cancer, FDG PET, PET computed tomographic, 4447
- Resveratrol, breast cancer, paclitaxel resistance, 5363
- Resveratrol, drug resistance, drug combination, synergism, combination index, cisplatin, platinum–DNA binding, 541
- Resveratrol, glucan, vitamin C, *Astragalus*, *Echinacea*, cancer, immunity, natural immunomodulators, 2275
- Resveratrol, p21<sup>WAF1/Cip1</sup>, mitomycin C, colorectal cancer, cell cycle, 5439
- Retinoblastoma, trilateral retinoblastoma, MRI screening, risk factors, 7449
- Retinoic acid, radiosensitivity, thalidomide, glioblastoma cells, 1885
- Retinol binding protein, retinol, ovarian tumor, apoptosis, gynecological cancer, 3303
- Retinol, ovarian tumor, apoptosis, gynecological cancer, retinol binding protein, 3303
- Revascularization, vascularized bone graft, fibula, hypertrophy, creeping substitution, vascularized bone marrow transplantation, review, 2701
- Reverse transcriptase-polymerase chain reaction, bladder cancer, somatostatin receptors, 2937
- Review, 5-FU, dihydropyrimidine dehydrogenase deficiency, cardiotoxicity, genetic polymorphisms, raltitrexed, tegafur/uracil, 1531
- Review, acute myeloid leukaemia, NOTCH, JAGGED, WNT, *HEDGEHOG*, 6259
- Review, acute promyelotic leukemia, acute myeloid leukemia all-trans retinoic acid, ATRA, 1507
- Review, adjuvant, breast cancer, adjuvant endocrine, adjuvant chemotherapy, adjuvant radiotherapy, screening, 1141
- Review, anticancer agent, monoclonal antibody, pharmacokinetics, subcutaneous administration, 1579
- Review, aspirin, NSAIDs, colorectal cancer, cyclooxygenase-1, cyclooxygenase-2, 6277
- Review, autophagy, death-associated protein 1, macroautophagy, apoptosis, carcinogenesis, oncogenesis, breast cancer, 1
- Review, axillary staging, breast cancer, preoperative staging, node metastases, sentinel node, sensitivity/specificity, test utility, needle biopsy, ultrasound, 1087
- Review, bacteria, attenuation, toxins, polysaccharide, vector, treatment, 6289
- Review, bisphosphonates, bone metastasis, radiotherapy, prevention, cancer, 23
- Review, brain metastases, whole-brain stereotactic radiotherapy, 6913
- Review, brain tumors, malignant glioma, nanoparticles, thermotherapy, 565
- Review, breast cancer, cancer, mutation, gene copy number, epigenetics, histone modification, histone deacetylase inhibitors, methylation, de-methylation, oncogene, tumor suppressor genes, metastasis, cancer progenitor cells, breast cancer progression, epithelial-mesenchymal transition (EMT), therapeutics, combination therapy, drug resistance, 1071
- Review, breast cancer, Herceptin, trastuzumab, cardiotoxicity, endothelium, 1147
- Review, breast cancer, targeted therapy, tumor-infiltrating lymphocytes, 1115
- Review, cancer diet, patient counseling, raw food diet, alkaline diet, macrobiotics, Gerson's regime, Breuss cure, Budwig diet, ketogenic diet, 39
- Review, cancer, gold, metal complexes, proteasome, apoptosis, inorganic compounds, 487
- Review, cardiotoxicity, molecular-targeted therapy, hypertension, cardiac dysfunction, VEGF, 3243
- Review, clinical, cancer, therapeutic vaccination, immunotherapy, 2689
- Review, colonic lipoma, surgery, endoscopy, 6271
- Review, colorectal, cancer, metastasis, seed and soil, 2087
- Review, conventional chemotherapy, epithelial ovarian cancer, histological subtypes, molecular pathway targets, PARP inhibitors, tumour angiogenesis, tyrosine kinase inhibitors, 2069
- Review, copper transporters, organic cationic transporters, platinum drug-induced neurotoxicity, neuron, 483
- Review, CRC biomarkers, CIMP, CIN, MSI, *KRAS*, *BRAF*, miRNA, 2061
- Review, cytotoxicity, transcription, RNA polymerase II, X-ray structure, monofunctional platinum, pyriplatin, 471
- Review, dicycloplatin, SFDA approval, platinum compound, cancer chemotherapy, 455
- Review, diffuse large B-cell lymphoma, microRNAs, pathophysiology, diagnosis, prognosis, 557
- Review, epidermal growth factor receptor, oral cancer, 1547
- Review, erdheim-Chester disease, Langerhans' cell histiocytosis, 3257
- Review, FDG-PET, cervical cancer, endometrial cancer, sensitivity, specificity, SUV, 585
- Review, glycodeclin, lipocalin, immunosuppression, breast cancer, 1079
- Review, hepatocellular carcinoma, alpha fetoprotein, surgical resection, herbal drugs, chemo and radiotherapy for HCC, 1563

- Review, hepatocellular carcinoma, transcatheter arterial chemoembolization, radioembolization, combination therapy, 6877
- Review, histidine-rich glycoprotein, innate immunity, macrophage, hemostasis, tumor microenvironment, 593
- Review, intercellular cell-adhesion molecule, immunoglobulin, cell signaling, cell-cell interaction, cell polarity, prognosis, lung cancer, 4665
- Review, liver metastases, chemoembolization, colorectal cancer, aflibercept, regorafenib, cetuximab, irinotecan, drug-eluting beads, DEBIRI, *KRAS*, 575
- Review, lung adenocarcinoma, squamous cell carcinoma, smoking habit, second-hand smoke, never smoker, xenobiotic genes, tumor-suppressor genes, genome-wide association studies, obesity, metabolic syndrome, 5229
- Review, lung cancer, bevacizumab, chemotherapy, targeted therapy, metastatic lung cancer, advanced lung cancer, cost-effectiveness analysis, 1537
- Review, *MAGI1*, tight junction, adhesion, metastasis, cancer, 3251
- Review, metals, local cancer treatment, nanoparticle radioenhancer, functionalized hafnium oxide, 443
- Review, ncRNA, HNSCC, prognostic factors, 6887
- Review, non-melanoma skin cancer, skin adnexal tumors, eccrine cancer, porocarcinoma, metastasis, chemotherapy, targeted therapy, 5263
- Review, non-small cell lung cancer, pancreatic cancer, gemcitabine, cisplatin, DNA repair, *ERCC1*, *XPB*, ribonucleotide reductase, 435
- Review, *NOX1*, superoxide anion, catalase, superoxide dismutase, ROS, apoptosis, 1467
- Review, oligodendroglioma, co-deletion 1p/19q, *IDH1/2* mutations, *MGMT* promoter methylation, personalized medicine, novel treatment, 1587
- Review, oncogenes, signal transducer and activator of transcription-3,  $\beta$ -catenin, vascular endothelial growth factor, 1459
- Review, oncology, anticancer agents, clinical pharmacy, clinical pharmacy services, 1573
- Review, oral squamous cell carcinoma, hypoxia, prognosis, *HIF1 $\alpha$* , VEGF, 605
- Review, ovarian cancer, ascites, targeted therapeutics, treatment, 1553
- Review, ovarian cancer, BRCAness, cisplatin, carboplatin, homologous recombination, PARP inhibitors, 551
- Review, ovarian cancer, sorafenib, targeted therapeutics, treatment, 1519
- Review, oxidative stress, breast cancer, DNA damage, redox homeostasis, 1127
- Review, palliative gastrectomy, gastric resection, stage IV gastric cancer, 2079
- Review, pancreas, pancreatic cancer, neoadjuvant treatment, 4673
- Review, pancreatic cancer, nutrition, diet, dietary factors, lifestyle, carcinogenesis, smoking, alcohol, epidemiology, 9
- Review, pertuzumab, solid tumors, gastric cancer, prostate cancer, NSCLC, ovarian cancer, colorectal cancer, 1483
- Review, photodynamic therapy, sonodynamic therapy, sensitizer, sono-photodynamic therapy, 4657
- Review, platinum, chemotherapy, dosing, 465
- Review, platinum, DNA repair mechanisms, lung cancer, predictive markers, 493
- Review, platinum-based chemotherapy, advanced thoracic malignancies, targeted therapy, 477
- Review, prostate cancer, castration-resistant prostate cancer, resistance, resistance to abiraterone, abiraterone, 6265
- Review, radiation, sensitivity, cervical cancer, 4649
- Review, RECK, MMP, VEGF, metastasis, 3867
- Review, soft tissue sarcomas, surgery, radiotherapy, chemotherapy, limb perfusion, follow-up, metastatic disease, 5251
- Review, testicular cancer, microRNAs, pathophysiology, diagnosis, prognosis, 2709
- Review, transporters, cisplatin, toxicities, membrane transporters, *CTR2*, *OCT2*, *MATE1*, 547
- Review, TRK-fused gene, tumorigenesis, fusion proteins, cancer, 1595
- Review, unresectable advanced colorectal cancer, oxaliplatin-based chemotherapy, targeted agents, 423
- Review, vascularized bone graft, fibula, hypertrophy, creeping substitution, revascularization, vascularized bone marrow transplantation, 2701
- Review, vitamin D, 25-hydroxyvitamin D, 25-dihydroxyvitamin D, cardiovascular disease, vascular calcification, 4641
- Rhenium diseleno-ether compound, rhenium, selenium, tissue distribution, cancer, inflammation, immune system, PI3K, AKT, MTOR, NF- $\kappa$ B, 1679
- Rhenium, selenium, tissue distribution, cancer, inflammation, immune system, PI3K, AKT, MTOR, NF- $\kappa$ B, rhenium diseleno-ether compound, 1679
- Rheumatic disease, malignancy, paraneoplastic syndromes, cancer immunity, 6669
- Rhodamine 123, phenothiazines, multidrug resistance, P-glycoprotein, ABCB1, ATP-binding cassette protein B1, ethidium bromide, thioridazine, verapamil, mouse T-lymphoma cell lines, 1737
- Ribonucleotide reductase, lipid nanoparticle, siRNA, proteinase K, cancer, 3531
- Ribonucleotide reductase, non-small cell lung cancer, pancreatic cancer, gemcitabine, cisplatin, DNA repair, *ERCC1*, *XPB*, review, 435
- Richter syndrome, Hodgkin's variant, Hodgkin's Lymphoma, Richter transformation, chronic lymphocytic leukemia, CLL, 785



- Richter transformation, Hodgkin's variant, Hodgkin's Lymphoma, Richter syndrome, chronic lymphocytic leukemia, CLL, 785
- Risk classification, high-dose-rate brachytherapy, prostate cancer, 3077
- Risk factor, prostate cancer, PSA, PSA velocity, population-based screening, 6739
- Risk factors, breast cancer, mammogram, Argentina, 5537
- Risk factors, male breast cancer, clinical features, histological features, familial predisposition, 1291
- Risk factors, retinoblastoma, trilateral retinoblastoma, MRI screening, 7449
- Risk group, non muscle invasive bladder cancer, transurethral resection, urothelial cancer, 3067
- Risk of recurrence, gastrointestinal stromal tumor, GIST, prognosis, 4267
- Rituximab, diffuse large B-cell lymphoma, SEER, survival, 5117
- Rituximab, early stage, follicular lymphoma, radiotherapy, 6701
- Rituximab, lymphoma, diffuse large B-cell lymphoma, outcome, 2559
- RK33, osteole, proliferation, apoptosis, cell cycle, high-performance counter-current chromatography, TE671 cells, 6473
- RNA interference, bone morphogenetic proteins, lung neoplasms, cell proliferation, cell survival, preclinical drug evaluation, microRNAs, 2095
- RNA polymerase II, cytotoxicity, transcription, X-ray structure, monofunctional platinum, pyriplatin, review, 471
- RNA polymerase II, DRB, radiosensitivity, CDK9, SIRT1, CK2 $\alpha$ , DNA repair, 6981
- RNAScope, PROX1, gastric cancer, immunohistochemistry, 3439
- Robot-assisted prostatectomy, radical prostatectomy, intrapelvic fat, 5523
- ROCK, WAVE2, gastric cancer, lymph node metastasis, 2185
- ROS signaling, apoptosis, ascorbic acid, catalase, interferon, nitric oxide, nitric oxide dioxygenase, salicylic acid, singlet oxygen, 5337
- ROS, NOX1, superoxide anion, catalase, superoxide dismutase, apoptosis, review, 1467
- Rosmarinic acid, radiation effects, micronuclei, radioprotectors, radiosensitizers, melanoma, PNT2, B16F10 cells, 1913
- Rostate cancer, pT3b PCa, pT3b PSA nadir, pT3b outcome, 937
- Rs11614913, microRNA, *miR-196a*, breast cancer, prognosis, 2943
- Rs3746444, gastric cancer, polymorphism, microRNA, chemotherapy, *Hsa-mir-499*, 5199
- RSK, jamaican Guinea Hen weed, *Petiveria alliacea*, dibenzyl trisulfide, kinase inhibitor, cancer, 1637
- RT-PCR, Hsp10, Hsp90, large bowel adenocarcinoma, immunohistochemistry, 4153
- RUNX3*, DNA methylation, vincristine, colonic neoplasms, demethylation, methylation-specific polymerase chain reaction, 133
- Ruthenium, glioma, gamma-linolenic acid, apoptosis, proliferation, 1901
- RX-3117, cytidine analog, gemcitabine, drug resistance, cancer, 6951
- 3-Styrylchromones, QSAR analysis, cytotoxicity, tumor selectivity, anti-HIV activity, 5405
- S phase, PAX3, pericentromeric heterochromatin, PARP1, 4717
- S-1 based chemotherapy, thymic cancer, refractory, 5743
- S-1, bevacizumab, epidermal growth factor receptor, *EGFR* mutation, non-small cell lung cancer, progression-free survival, 7467
- S-1, concurrent chemoradiotherapy, mucositis, recommended dose, head and neck cancer, 209
- S-1, gastric cancer, adjuvant therapy, chemoradiation, 6585
- S-1, HER2-positivity, metastatic breast cancer, trastuzumab, first-line therapy, 3583
- S-1, irinotecan, gastric cancer, paclitaxel, phase II study, 851
- S100A8, kidney cancer, gene expression profiling, docking, anticancer target, Saudi Arabia, 1873
- S180 sarcoma cells, inheritable cancer resistance, macrophages, epigenetic transmission, 6315
- S3I-201, osteosarcoma, STAT3, 6537
- Safety risk evaluation and management, navitoclax, Bcl-2 inhibitor, phase 1 clinical trials, healthy volunteers, 3739
- Safety, pancreatic cancer, tumor ablation, irreversible electroporation, ultrasound guidance, 289
- SAHA, bone cement, PMMA, valproic acid, HDAC inhibitor, local therapy, 6459
- SAHA, endometrial stromal sarcoma, PI3K/mTOR pathway, combination therapy, 2883
- Salicylic acid, apoptosis, ascorbic acid, catalase, interferon, nitric oxide, nitric oxide dioxygenase, ROS signaling, singlet oxygen, 5337
- Salivary fistula, botulinum toxin, hypersalivation, salivary glands, head neck cancer, dysphagia, 6627
- Salivary gland tumors, beef, conjugated linoleic acid, n-3 fatty acid, serum, 5579
- Salivary glands, botulinum toxin, hypersalivation, head neck cancer, salivary fistula, dysphagia, 6627
- Salvage therapy, <sup>90</sup>Y-Ibritumomab tiuxetan, DLBCL, lymphoma, 5121
- Sarcoma 180, ultrasound, nanomedicine, fullerenes, sonodynamic therapy, membrane lipid peroxidation, reactive oxygen species, 6481
- Sarcoma, angiosarcoma, vascular endothelial growth factor A, cytokine, biomarker, interleukin-6, osteopontin, prolactin, 5001

- Sarcoma, chromosome aberrations, aneuploidy, gene amplification, fluorescent *in situ* hybridization, 7119
- Sarcoma, uterine cancer, carcinosarcoma, leiomyosarcoma, lymphadenectomy, 985
- Sarcoma-180 cells, ascophyllan, antitumor activity, oral administration, intraperitoneal administration, host immune system, 1663
- Saudi Arabia, breast cancer, invasive ductal carcinoma, histological grade, gene expression, MMPs, MMP-9, 1355
- Saudi Arabia, kidney cancer, gene expression profiling, S100A8, docking, anticancer target, 1873
- SCC, epithelial growth factor, EGF, transforming growth factor  $\beta$ 1, TGF $\beta$ 1, extracellular matrix, ECM,  $\beta$ -catenin, vimentin, E-cadherin, head and neck squamous cell carcinoma, HNSCC, squamous cell cancer, human papillomavirus, HPV, p16-positive SCC, epithelial–mesenchymal transition, EMT, 7061
- SCC4 cells, mTOR, radiosensitization, G2 checkpoint, 2927
- Score, brain metastasis, elderly patients, whole-brain radiotherapy, prognostic factors, survival, 2455
- Screening programs, breast cancer, mammography, quality control, in-service training, mobile units, 5057
- Screening, adjuvant, breast cancer, adjuvant endocrine, adjuvant chemotherapy, adjuvant radiotherapy, review, 1141
- Screening, endometrial cancer, Lynch syndrome, microsatellite instability analysis, uterine cavity washings, 3211
- Screening, thyroid cancer, PET, PET/CT, Japan, 4439
- Second cancer, chronic lymphocytic leukemia, CLL, genetics, 2311
- Second malignancies, hydroxyurea, myeloproliferative neoplasm, skin cancer, 2489
- Second malignancy tumours, head and neck, carcinoma, treatment, recurrence, histopathology, surgery, radiotherapy, survival, surveillance, 6593
- Second primary malignancies, AML, leukemia, SEER, 3855
- Secondary cancer, anaplastic carcinoma, endometrial cancer, paraneoplastic arthritis, 239
- Secondary malignancies, hematopoietic stem cell transplantation, bile duct cancer, carcinogenesis, 3789
- Second-hand smoke, lung adenocarcinoma, squamous cell carcinoma, smoking habit, never smoker, xenobiotic genes, tumor-suppressor genes, genome-wide association studies, obesity, metabolic syndrome, review, 5229
- Second-line therapy, gastrointestinal stromal tumor, imatinib mesylate, sunitinib, 5029
- Secreted phospholipase A2, silibinin, cancer cells, signaling pathways, 1723
- Seed and soil, colorectal, cancer, metastasis, review, 2087
- SEER, AML, leukemia, second primary malignancies, 3855
- SEER, diffuse large B-cell lymphoma, rituximab, survival, 5117
- Selectivity index, anticancer activity, glutathione, human non-small cell lung adenocarcinoma cells, 1-methyl-4-phenylpyridinium ion, 5447
- Selenium, rhenium, tissue distribution, cancer, inflammation, immune system, PI3K, AKT, MTOR, NF- $\kappa$ B, rhenium diseleno-ether compound, 1679
- Self rating, helplessness, hopelessness, examiner rating, breast disease, 5677
- Self-assembled nanoparticles, MRI, PET, contrast agent, gadolinium, *in vitro*, *in vivo*, 49
- Seminoma, survival, chemotherapy, radiotherapy, surveillance, carboplatin, 4253
- Seminomas, loss of heterozygosity, microsatellite instability, TGCT, non-seminomas, 4005
- Senescence, *IDH1* gene, glioma, glioblastoma, astrocytoma, 3D cell culture, 2859
- Sensitivity, FDG-PET, cervical cancer, endometrial cancer, specificity, SUV, review, 585
- Sensitivity, radiation, cervical cancer, review, 4649
- Sensitivity/specificity, axillary staging, breast cancer, preoperative staging, node metastases, sentinel node, test utility, needle biopsy, ultrasound, review, 1087
- Sensitizer, photodynamic therapy, sonodynamic therapy, sono-photodynamic therapy, review, 4657
- Sentinel lymph node biopsy, breast cancer, urokinase-type plasminogen activator (uPA), plasminogen activator inhibitor type 1 (PAI-1), 4457
- Sentinel lymph node, melanoma, recurrence, 3197
- Sentinel node metastasis, melanoma, IGF1, Breslow score, 5217
- Sentinel node, axillary staging, breast cancer, preoperative staging, node metastases, sensitivity/specificity, test utility, needle biopsy, ultrasound, review, 1087
- Sentinel node, translymphatic chemotherapy, paclitaxel, micrometastasis, 2-methacryloyloxyethyl phosphorylcholine, 1751
- Separate incisions, vulvar cancer, radical vulvectomy, lymphadenectomy, simultaneous, regional anesthesia, 7345
- Sequence, radiotherapy, hormone therapy, aromatase inhibitor, long-term outcome, 4311
- Serous intra-epithelial carcinoma *in situ*, primary peritoneal cancer, high-grade serous carcinoma, serous ovarian carcinoma, STIC, 407
- Serous ovarian carcinoma, primary peritoneal cancer, high-grade serous carcinoma, serous intra-epithelial carcinoma *in situ*, STIC, 407
- Serrated, gastric, adenoma, carcinoma, 3007
- Serum biomarkers, cathepsin B, C-reactive protein, erythrocyte sedimentation rate, glioblastoma, nestin, prognosis, 339
- Serum tumor marker, cholangiocarcinoma, diagnosis, CEA, CA 19-9, CYFRA 21-1, MMP7, 6663

- Serum tumor marker, MMP1, MMP2, MMP9, head and neck squamous cell carcinoma, oropharyngeal, laryngeal, hypopharyngeal cancer, 7431
- Serum, beef, conjugated linoleic acid, n-3 fatty acid, salivary gland tumors, 5579
- Serum, colorectal cancer, nucleosomes, DNA methylation, diagnosis, 2357
- Serum, pancreatic neuroendocrine neoplasia, microRNA, *miR-193b*, 2249
- Serum, prostate cancer, biomarker, microRNA, *miR-141*, *miR-26a-1*, 665
- Several nuclei and micronuclei, annulated indoles, tumor cell proliferation, cells with mitotic figures, cytokinesis, tubulin polymerization, actin polymerization, 1643
- Sex difference, upper tract urothelial carcinoma, body mass index, obesity, 5683
- SFDA approval, dicycloplatin, platinum compound, cancer chemotherapy, review, 455
- Short duration, economic comparison, fondaparinux, gynecological malignancy, post-operative, prophylaxis, UFH, VTE, 3589
- Short infusion, bevacizumab, feasibility, 1053
- Sialylation, apoptosis, differentiation, glycosylation, lectin, malignancy, 5429
- Sialyl-Tn, human xenografts, urothelial cancer, drug testing, animal models, glycosylation, 735
- Siewert type II, esophagogastric junction carcinoma, gastric tube reconstruction, 915
- Signal transducer and activator of transcription-3, oncogenes,  $\beta$ -catenin, vascular endothelial growth factor, review, 1459
- Signal transduction, osteosarcoma, ezrin, phosphoinositides, phospholipase c, plce, gene silencing, 4069
- Signaling pathways, secreted phospholipase A2, silibinin, cancer cells, 1723
- Signaling therapies, renal cancer, Wnt pathway, Wnt inhibitors, beta-catenin, 4101
- Silibinin, breast cancer, silimarin, vitamin E, hepatic failure, chemotherapy, carboplatin, gemcitabine, Legasil®, 4323
- Silibinin, secreted phospholipase A2, cancer cells, signaling pathways, 1723
- Silimarin, breast cancer, silibinin, vitamin E, hepatic failure, chemotherapy, carboplatin, gemcitabine, Legasil®, 4323
- Simultaneous integrated boost, castration-resistant prostate cancer, intensity modulated radiation therapy, 4261
- Simultaneous, intensity-modulated radiotherapy, high-risk, prostate cancer, toxicity, 3747
- Simultaneous, vulvar cancer, radical vulvectomy, lymphadenectomy, separate incisions, regional anesthesia, 7345
- Single-chain variable fragment, fusion protein, IL-2, MK-1, tumor-associated antigen, 3937
- Single-chain variable fragment, fusion protein, IL2, tumor-associated antigen, 3925
- Single-photon emission computed tomography, atherosclerosis, breast cancer, 3689
- Singlet oxygen, apoptosis, ascorbic acid, catalase, interferon, nitric oxide, nitric oxide dioxygenase, ROS signaling, salicylic acid, 5337
- Sinusoidal obstruction syndrome, oxaliplatin, bevacizumab, 1953
- SiRNA silencing, hCG, hCG $\beta$  secretion, CGB, *CGB1/2* pseudogenes, epithelial cancer, carcinoma, CGB spliced variants, CGB type I and type II, 2239
- SiRNA, breast cancer, TYRO3, targeted therapy, luminal-type, 3337
- SiRNA, lipid nanoparticle, proteinase K, cancer, ribonucleotide reductase, 3531
- Silimumus, PEComa, mTOR inhibitor, temsirolimus, 3663
- SIRPH, DNA methylation, gastric cancer, surrogate tissue, peripheral blood leukocyte, 5381
- SIRT1, DRB, radiosensitivity, RNA polymerase II, CDK9, CK2 $\alpha$ , DNA repair, 6981
- SIRT6*, HNSCC, sirtuin genes, *SIRT7*, peripheral blood leukocytes, 7137
- SIRT7*, HNSCC, sirtuin genes, *SIRT6*, peripheral blood leukocytes, 7137
- Sirtuin genes, HNSCC, *SIRT6*, *SIRT7*, peripheral blood leukocytes, 7137
- Skin adnexal tumors, non-melanoma skin cancer, eccrine cancer, porocarcinoma, metastasis, chemotherapy, targeted therapy, review, 5263
- Skin cancer, second malignancies, hydroxyurea, myeloproliferative neoplasm, 2489
- Skin melanoma, tumor progression, vitamin D receptor, 2735
- Skin neoplasms, ultraviolet rays, skin type, phototest, attitudes, 797
- Skin test, oxaliplatin, hypersensitivity reactions, chemotherapy, adverse effects, 537
- Skin type, ultraviolet rays, skin neoplasms, phototest, attitudes, 797
- Small biopsy, lung adenocarcinoma, epidermal growth factor receptor mutation, *EGFR*, 3189
- Small bowel, fabry disease, bi-refringent lamellar deposits, calcifications, Crohn-like, 2437
- Small lung adenocarcinoma, prognostic factor, lepidic-predominant, histological subtype, lymphatic vessel invasion, 3153
- Small-molecule inhibitor library, apicidin, capan-1, epigenetics, histone deacetylase inhibitor, HNF4 $\alpha$ , MUC4, pancreatic cancer, phosphatase inhibitor, targeted treatment, 5269
- SMARCA4, mixed adenoneuroendocrine carcinoma, MANEC, colorectal adenocarcinoma, exome sequencing, autologous stem cell transplantation, high-dose chemotherapy, long-term survival, 5517

- Smoking habit, lung adenocarcinoma, squamous cell carcinoma, second-hand smoke, never smoker, xenobiotic genes, tumor-suppressor genes, genome-wide association studies, obesity, metabolic syndrome, review, 5229
- Smoking, lung cancer, brain metastasis, peritumoral edema, immunohistochemistry, CD44v6, caspase, gender differences, 5593
- Smoking, pancreatic cancer, nutrition, diet, dietary factors, lifestyle, carcinogenesis, alcohol, epidemiology, review, 9
- Smoking, polymorphism, genotype, interleukin-10, lung cancer, Taiwan, 7039
- Smoking, polymorphism, genotype, lung cancer, Taiwan, XRCC7, 7001
- Smoking, UADT cancer, DNA repair, genetic epidemiology, alcohol drinking, 3217
- SNP, gastric cancer, polymorphisms, cytokine, interleukin, interaction, 3523
- SNP, *PSCA*, *PLCE1*, *MUC1*, gene polymorphism, gastric cancer, gastritis, 7167
- SNPs, NSCLC, *HSP90AA1*, *HSP90B1*, *HSP90AB1*, Turkish population, 753
- SOD3, prostate cancer, proliferation, migration, hydrogen peroxide, DNA damage, 2821
- Sodium butyrate, oral cancer, vascular endothelial growth factor, angiogenesis, lymphangiogenesis, 1701
- Sodium folinate, advanced-stage breast cancer, metastatic breast cancer, chemotherapy, 5-FU, 7233
- Sodium salicylate, dihydroartemisinin, Molt-4 cells, free radicals, iron, 3399
- Sodium salicylate, primary effusion lymphoma, reactive oxygen species, apoptosis, 1865
- Sodium valproate, non-small cell lung cancer, cisplatin, vinorelbine, ionizing radiation, 6565
- Soft tissue matching, tomotherapy, lung cancer, image-guided SBRT, 7383
- Soft tissue sarcomas, surgery, radiotherapy, chemotherapy, limb perfusion, follow-up, metastatic disease, review, 5251
- Soft tissue tumor, high-sensitivity C-reactive protein, biomarker, diagnosis, 933
- Solid tumors, pertuzumab, gastric cancer, prostate cancer, NSCLC, ovarian cancer, colorectal cancer, review, 1483
- Solid type (Por1), poorly differentiated adenocarcinoma, colon, cytokeratin 20, non-solid type (Por2), 159
- Somatostatin receptors, bladder cancer, reverse transcriptase-polymerase chain reaction, 2937
- Somatostatin receptors, breast cancer, immunohistochemistry, luminal tumor, 3997
- Sonic hedgehog, cancer stem-like cells, epithelial-mesenchymal transition, cancer cells, 6339
- Sonic Hedgehog, pancreatic cancer, Hedgehog signaling pathway, metformin, 1765
- Sonodynamic therapy, photodynamic therapy, sensitizer, sono-photodynamic therapy, review, 4657
- Sonodynamic therapy, ultrasound, cytochalasin B, preferential damage, leukemia, 2195
- Sonodynamic therapy, ultrasound, nanomedicine, fullerenes, membrane lipid peroxidation, sarcoma 180, reactive oxygen species, 6481
- Sono-photodynamic therapy, photodynamic therapy, sonodynamic therapy, sensitizer, review, 4657
- Sorafenib, clinical features, hepatocellular carcinoma, HCC, prolonged survival, long-term survivors, prognosis, anti-angiogenic targeted therapy, 1047
- Sorafenib, erastin, ferroptosis, 6417
- Sorafenib, hepatocellular carcinoma, liver cancer stem cells, epidermal growth factor, RAS/RAF/MAPK, PKI-587, PI-103, rapamycin, mTOR complex 1, mTOR complex 2, 1709
- Sorafenib, metastatic renal cell carcinoma, sunitinib, everolimus, axitinib, 5643
- Sorafenib, ovarian cancer, targeted therapeutics, treatment, review, 1519
- Sorafenib, renal cell carcinoma, sunitinib, progression-free survival, overall survival, 2395
- Sorafenib, thymic carcinoma, *c-KIT*, tyrosine kinase, *PDGFR alpha*, 5105
- SOX18, ovarian cancer, prognosis, chemotherapy, 4029
- SOX2, AHCC, pancreatic cancer, gemcitabine, heat-shock protein-27, 4807
- SPARC, metastatic breast cancer, chemotherapy, nab-paclitaxel, 6609
- Specificity, <sup>18</sup>F-FAMT PET, <sup>18</sup>F-FDG-PET, survival, 3623
- Specificity, FDG-PET, cervical cancer, endometrial cancer, sensitivity, SUV, review, 585
- Spheroid, E-cadherin, N-cadherin, c-Raf, 6945
- Sphingomyelinase, p53, PRIMA-1, lung cancer, apoptosis, 3271
- Spinal chordoma, PDGFR- $\alpha$ , *EGFR*, c-MET, 623
- Spinal cord compression from metastatic cancer, elderly patients, in-field recurrence, re-irradiation, fractionation regimen, 2555
- Spindle checkpoint, squamous cell carcinoma, oral, prognostic factor, *MAD2*, *BUBR1*, 7021
- Split-bolus technique, liver, neoplasm, Helical Computed Tomography (CT), Multidetector row CT (MDCT), triphasic technique, oncology, 4335
- Split-dose, non-small cell lung cancer, adjuvant chemotherapy, cisplatin, vinorelbine, 927
- Sporadic pneumonitis, thoracic radiotherapy, chemoradiation, radiation pneumonitis, immunosuppressant, 7315
- Squamous cell cancer, epithelial growth factor, EGF, transforming growth factor  $\beta$ 1, TGF $\beta$ 1, extracellular matrix, ECM,  $\beta$ -catenin, vimentin, E-cadherin, head and neck squamous cell carcinoma, HNSCC, SCC, human papillomavirus, HPV, p16-positive SCC, epithelial-mesenchymal transition, EMT, 7061

- Squamous cell carcinoma of the head and neck, cyclin-dependent kinase 4, transcription up-regulation, coordination, 3285
- Squamous cell carcinoma, eyelid, basal cell carcinoma, angiogenesis, microvascular density, 4977
- Squamous cell carcinoma, human telomerase reverse transcriptase (hTERT), immortal oral keratinocytes, multi-step process, 6389
- Squamous cell carcinoma, lung adenocarcinoma, smoking habit, second-hand smoke, never smoker, xenobiotic genes, tumor-suppressor genes, genome-wide association studies, obesity, metabolic syndrome, review, 5229
- Squamous cell carcinoma, neoadjuvant radiochemotherapy, esophageal cancer, regression, pCR, radiation dose effect, 7255
- Squamous cell carcinoma, oral, prognostic factor, spindle checkpoint, MAD2, *BUBR1*, 7021
- Squamous cell carcinoma, parotid metastases, high-risk skin cancer, elective parotidectomy, occult lymph node metastases, 2433
- Squamous cell, beta-defensins, co-culture techniques, real-time polymerase chain reaction, carcinoma, 6443
- Stage I non-small cell lung cancer, dosimetric analysis, carbon ion radiotherapy, stereotactic body radiotherapy, 5099
- Stage II colorectal cancer, *PTGS2*, *TYMP*, *DPYD*, *TOPO1*, *COX2*, *TYMS*, 5-FU-based adjuvant chemotherapy, hierarchical clustering, stage III colorectal cancer, 4949
- Stage II, colorectal cancer, carcinoembryonic antigen, carbohydrate antigen, prognosis, 3753
- Stage III colorectal cancer, *PTGS2*, *TYMP*, *DPYD*, *TOPO1*, *COX2*, *TYMS*, 5-FU-based adjuvant chemotherapy, hierarchical clustering, stage II colorectal cancer, 4949
- Stage III esophageal cancer, radio-chemotherapy, long-term results, prognostic factors, EPO expression, EPO-R expression, 4351
- Stage IV gastric cancer, palliative gastrectomy, gastric resection, review, 2079
- Stage IV gastric cancer, palliative gastrectomy, Glasgow prognostic score, 3131
- STAM2, gastrointestinal stromal tumor, KIT (CD117), immunohistochemistry, 2291
- Standardized uptake value, biliary tract cancer, <sup>18</sup>F-fluorodeoxyglucose positron-emission tomography, recurrence, 2551
- Stapler hepatectomy, hepatocellular carcinoma, liver resection, survival, 767
- STAT3, breast cancer, HER2, apigenin, apoptosis, VEGF, 2869
- STAT3, cutaneous T-cell lymphoma, CTCL, eosinophils, high-mobility group protein B1, *HMGB1*, interleukin-5, IL5, 5277
- STAT3, EMT,  $\alpha\beta6$ , Notch, integrin  $\beta6$ , 659
- STAT3, osteosarcoma, S3I-201, 6537
- Statin therapy, gastric cancer, radical gastrectomy, 355
- Statin, colorectal cancer, prevention, MarketScan® database, non-elderly, 5043
- Statin, prostate cancer, NSAIDs, orthotopic, NF $\kappa$ B, 3357
- Stem cells, tumor-infiltrating immune cells, basal cells, degeneration, proliferation, 6363
- Stent patency, biliary stent, Glasgow prognostic score, mGPS, unresectable malignant biliary obstruction, 3617
- Stereotactic body radiation therapy, basal cell carcinoma, Cyberknife, periocular tumor, 873
- Stereotactic body radiotherapy, dosimetric analysis, carbon ion radiotherapy, stage I non-small cell lung cancer, 5099
- Stereotactic radiosurgery, T-negative breast cancer, capecitabine, metronomic chemotherapy, bone metastasis, brain metastasis, quality of life, FACT-B, 4287
- Stereotactic radiotherapy, head and neck cancer, CyberKnife, boost therapy, 5755
- Steroid pendant groups, titanocene, TLT-1, breast cancer, titanocenylo-pregnenolone, 1609
- STI571, HMC-1, PKC, c-kit, dasatinib, PMA, 3347
- STIC, primary peritoneal cancer, high-grade serous carcinoma, serous ovarian carcinoma, serous intra-epithelial carcinoma *in situ*, 407
- STMN1, AID, PKCi, gastric adenocarcinoma, 4217
- Stomach neoplasm, epithelial cells, stromal cells, versican, 5613
- Stomach, large B-cell lymphoma, primary mediastinal, hemorrhage, 6717
- Strategy, transarterial chemoembolization, hepatocellular carcinoma, efficacy, tolerance, 7247
- Streptococcus gallolyticus*, colorectal cancer, endocarditis, 349
- Stroma, Capan-1, CD18/HPAF, HPAF-II, MUC4, pancreatic cancer xenograft, targeted treatment, 3905
- Stromal cells, epithelial cells, stomach neoplasm, versican, 5613
- Structure/activity relationships, cancer, apoptosis, quinone, 4077
- Subcutaneous administration, anticancer agent, monoclonal antibody, pharmacokinetics, review, 1579
- Suberoylanilide hydroxamic acid, adult T-cell leukemia/lymphoma, Bcl-2 family protein, ABT-737, bortezomib, 5287
- Subtype A, Kaposi's sarcoma, HHV-8 genotypes, PCR, K1, 893
- Subtype, histoculture drug response assay, HDRA, chemotherapeutic agents, inhibition rate (IR), correlation, breast cancer, estrogen receptor, progesterone receptor, HER-2, individualized therapy, 7197
- Sulfasalazine, benzimidazole, celecoxib, COX-2, PC3, MDA-PCa 2b, prostate cancer, docking, focal adhesion, 4755

- Sunitinib, adverse effects, metastatic non-clear cell renal cell carcinoma, 4329
- Sunitinib, albumin,  $\alpha$ 1-acid glycoprotein (AAG), protein-binding profiles, pharmacokinetics, 2283
- Sunitinib, clinical markers, hypothyroidism, levothyroxine substitution therapy, predictive factor, renal cell carcinoma, 3177
- Sunitinib, gastrointestinal stromal tumor, imatinib mesylate, second-line therapy, 5029
- Sunitinib, metastatic renal cell carcinoma, sorafenib, everolimus, axitinib, 5643
- Sunitinib, neuroendocrine markers, renal cell carcinoma, predictive markers, 7361
- Sunitinib, prostate, carcinoma, resistance, docetaxel, NVP-BEZ235, 3457
- Sunitinib, renal cell carcinoma, leukopenia, survival, 3781
- Sunitinib, renal cell carcinoma, sorafenib, progression-free survival, overall survival, 2395
- Sunlight, cervical cancer, cytokines, environment, human papilloma virus, oral cancer, oropharyngeal cancer, pharyngeal cancer, ultraviolet, 4993
- Superoxide anion, NOX1, catalase, superoxide dismutase, ROS, apoptosis, review, 1467
- Superoxide dismutase, NOX1, superoxide anion, catalase, ROS, apoptosis, review, 1467
- Supine treatment position, hypofractionated radiation therapy, prone treatment position, helical tomotherapy, 3D conformal radiation therapy, 1233
- Supportive care, non-small cell lung cancer, palliation, radiotherapy, chemotherapy, end of life care, 1015
- Supraglottic cancer, larynx preservation, radiotherapy, epilarynx, 203
- Surgery, biomarker, biopsy, immunohistochemistry, non-small-cell lung cancer, 2755
- Surgery, borderline ovarian tumor, implants, relapse, prognosis, 6725
- Surgery, brain tumors, children, chemotherapy, radiotherapy, survival, 323
- Surgery, breast cancer, liver metastases, extrahepatic metastases, 1281
- Surgery, breast tumor, drainage wound fluid, cell proliferation, 3489
- Surgery, cervical cancer, high-dose-rate brachytherapy, concomitant chemoradiotherapy, 3861
- Surgery, colonic lipoma, endoscopy, review, 6271
- Surgery, early breast cancer, Takotsubo cardiomyopathy, trastuzumab, 3579
- Surgery, head and neck, carcinoma, treatment, recurrence, second malignancy tumours, histopathology, radiotherapy, survival, surveillance, 6593
- Surgery, hepatocellular carcinoma, virus, non-hepatitis B non-hepatitis C, cirrhosis, 4399
- Surgery, high-sensitivity Glasgow prognostic score, gastric cancer, C-reactive protein, albumin, 5695
- Surgery, pancreaticoduodenectomy, HBO, hyperbaric, pre-conditioning, 2899
- Surgery, postoperative care, bleeding, comorbidity, lung cancer, 981
- Surgery, soft tissue sarcomas, radiotherapy, chemotherapy, limb perfusion, follow-up, metastatic disease, review, 5251
- Surgical resection, hepatocellular carcinoma, alpha fetoprotein, herbal drugs, chemo and radiotherapy for HCC, review, 1563
- Surgical resection, NSCLC, regulatory T-cells, micrometastasis, regional lymph node lymphocytes, 7185
- Surgical specimen, cancer immunosuppression, cancer hypoxia, human ovarian cancer, immune microenvironment, 2811
- Surgical, hepatocellular carcinoma, disease-free survival, overall survival, clinical, pathological, 3093
- Surrogate tissue, DNA methylation, gastric cancer, peripheral blood leukocyte, SIRPH, 5381
- Surveillance, head and neck, carcinoma, treatment, recurrence, second malignancy tumours, histopathology, surgery, radiotherapy, survival, 6593
- Surveillance, seminoma, survival, chemotherapy, radiotherapy, carboplatin, 4253
- Survey, neurofibromatosis type-1, tumour predisposition syndrome, phenotype, visibility, disease severity, learning disability, adult, psychosocial aspects, cancer, 3675
- Survival analysis, eEF1A2, NSCLC, lymphnode metastasis, immuno-histochemistry, 651
- Survival prediction, radiotherapy, palliative radiotherapy, prognosis, 877
- Survival,  $^{18}\text{F}$ -FAMT PET,  $^{18}\text{F}$ -FDG-PET, specificity, 3623
- Survival, advanced cervical cancer, radiochemotherapy, biomarkers, CK7, 177
- Survival, brain metastasis, elderly patients, whole-brain radiotherapy, prognostic factors, score, 2455
- Survival, brain tumors, children, surgery, chemotherapy, radiotherapy, 323
- Survival, breast cancer, metastatic disease, bevacizumab, predictive markers, hypertension, matched pair, 227
- Survival, breast cancer, vitamin D, epidemiology, mortality, meta-analysis, 1163
- Survival, BRMS-1, breast cancer, metastasis, cell migration, PLC- $\gamma$ , 1417
- Survival, cervical cancer, methylation, estrogen receptor, outcome, 723
- Survival, colorectal cancer, metastasis, bevacizumab, chemotherapy, 949
- Survival, colorectum, neoplasm, nuclear factor kappa B, cyclo-oxygenase-2, vascular endothelial growth factor, 6451
- Survival, diffuse large B-cell lymphoma, SEER, rituximab, 5117

- Survival, formyl peptide receptor 1, gastric cancer, tumor progression, annexin A1, 2223
- Survival, head and neck cancer, comorbidity, elderly, Charlson comorbidity index, 5543
- Survival, head and neck, carcinoma, treatment, recurrence, second malignancy tumours, histopathology, surgery, radiotherapy, surveillance, 6593
- Survival, hepatocellular carcinoma, liver resection, stapler hepatectomy, 767
- Survival, hepatocellular carcinoma, transcatheter arterial chemoembolization, portal vein tumor thrombus, prognosis, 4231
- Survival, melanoma, hepatic metastasis, liver resection, multimodal therapy, case-control study, 6633
- Survival, metastatic spinal cord compression, non-small cell lung cancer, extraspinal involvement, prognostic factors, 2503
- Survival, metastatic spinal cord compression, pancreatic cancer, radiotherapy, functional outcome, 3727
- Survival, osteosarcoma, IGF-1, TMA, chemotherapy response, metastasis, 3881
- Survival, osteosarcoma, MSH2, MSH6, MSH2/6 TMA, chemotherapy responder, metastasis, demographics, 6961
- Survival, pancreatic cancer, pancreatic ductal adenocarcinoma, ampullary carcinoma, ampullary cancer, prognosis, 3011
- Survival, renal cell carcinoma, sunitinib, leukopenia, 3781
- Survival, seminoma, chemotherapy, radiotherapy, surveillance, carboplatin, 4253
- Survival, tubular breast cancer, breast cancer therapy, histological subtypes, 3647
- Survivin, breast, phyllodes tumors, fibroadenoma, nucleus, 1251
- Survivin, circulating tumor cells, bladder cancer, PCR, CK19, CK20, *EGFR*, h-TERT, 7415
- SUV, FDG-PET, cervical cancer, endometrial cancer, sensitivity, specificity, review, 585
- SUVmax, FDG-PET, non-small cell lung cancer, lymph node involvement, 805
- SUVmax, *KRAS* mutations, PET/CT, colorectal cancer, *GLUT1*, 2571
- Swedish population, cervical screening program, cervical cancer, HPV test, overall survival, 5147
- Synchronous gastric neoplasia, gastric cancer, gastric lymphoma, mucosal-associated lymphoid tissue lymphoma, 5067
- Synchronous metastasis, nasopharyngeal cancer, tomotherapy, chemoradiation, 5075
- Syndecan-1 expression, DCIS, tumor progression, prognostic factor, cell and tissue localization, epidemiological factors, 3607
- Synergism, drug resistance, drug combination, combination index, resveratrol, cisplatin, platinum–DNA binding, 541
- Synergistic combination, tanshinone IIA, trans-resveratrol, cisplatin, apoptosis, cell cycle arrest, 5473
- Synovectomy, synovial osteochondromatosis, thumb, interphalangeal joint, 1057
- Synovial osteochondromatosis, thumb, interphalangeal joint, synovectomy, 1057
- Synovial sarcoma, intra-articular tumor, *SYT* gene split, 3105
- Systemic inflammatory response, carcinoembryonic antigen, gastric cancer, Glasgow Prognostic Score, inflammation-based prognostic system, 7219
- SYT* gene split, synovial sarcoma, intra-articular tumor, 3105
- Syzygium aromaticum*, oleanolic acid, 3-acetoxyoleanolichydrazide, 3-acetoxyoleanolic hydrazine, breast cancer cells, 4135
- 4T1, MGN-3, Biobran, MTT, MCF-7, paclitaxel, 81
- 5'-Tetramethoxychalcone, oral cancer, 3, 3', 4', cell proliferation, apoptosis, cell migration, *CCL5/CCR5* axis, DNA double-strand breaks, 1811
- Taiwan, breast cancer, carcinogenesis, *COX-2*, genotype, polymorphism, 6711
- Taiwan, breast cancer, carcinogenesis, genotype, *MTHFR*, polymorphism, 4109
- Taiwan, *COX2*, genotype, polymorphism, renal cell carcinoma, 5481
- Taiwan, cyclin D1, gastric cancer, genotype, polymorphism, 4963
- Taiwan, polymorphism, genotype, interleukin-10, lung cancer, smoking, 7039
- Taiwan, polymorphism, genotype, lung cancer, smoking, *XRCC7*, 7001
- TAK1, autophagy, radioresistance, breast cancer, 1449
- Takotsubo cardiomyopathy, early breast cancer, surgery, trastuzumab, 3579
- Tamoxifen resistance, metformin, MMP9, invasion, migration, 4127
- Tanshinone IIA, gastric carcinoma AGS cells, MAPK, G2/M arrest, 7097
- Tanshinone IIA, trans-resveratrol, synergistic combination, cisplatin, apoptosis, cell cycle arrest, 5473
- Targeted agents, unresectable advanced colorectal cancer, oxaliplatin-based chemotherapy, review, 423
- Targeted therapeutics, ovarian cancer, ascites, treatment, review, 1553
- Targeted therapeutics, ovarian cancer, sorafenib, treatment, review, 1519
- Targeted therapy, anaplastic lymphoma kinase, crizotinib, fluorescent *in situ* hybridization, immunohistochemistry, malignant mesothelioma, 2589
- Targeted therapy, Bellini disease, collecting ducts carcinoma, renal carcinoma, 1027
- Targeted therapy, breast cancer, tumor-infiltrating lymphocytes, review, 1115

- Targeted therapy, breast cancer, TYRO3, siRNA, luminal-type, 3337
- Targeted therapy, gastric cancer, trastuzumab, chemotherapy, refractory, ramucirumab, 3695
- Targeted therapy, lung cancer, bevacizumab, chemotherapy, metastatic lung cancer, advanced lung cancer, cost-effectiveness analysis, review, 1537
- Targeted therapy, non-melanoma skin cancer, skin adnexal tumors, eccrine cancer, porocarcinoma, metastasis, chemotherapy, review, 5263
- Targeted therapy, platinum-based chemotherapy, advanced thoracic malignancies, review, 477
- Targeted therapy, renal cell carcinoma, cytoreductive nephrectomy, tyrosine kinase inhibitor, 2405
- Targeted treatment, apicidin, capan-1, epigenetics, histone deacetylase inhibitor, HNF4 $\alpha$ , MUC4, pancreatic cancer, phosphatase inhibitor, small-molecule inhibitor library, 5269
- Targeted treatment, Capan-1, CD18/HPAF, HPAF-II, MUC4, pancreatic cancer xenograft, stroma, 3905
- Taxane, DNA microarrays, ovarian cancer, prognosis, YAP1, 811
- Taxanes, pharmacogenomic, lung cancer chemotherapy, polymorphism patents, cisplatin, gemcitabine, pemetrexed, vinorelbine, 5241
- Taxotere, photodynamic therapy, doxorubicin, IL-1 $\alpha$ , VEGF, mTHPC, 5295
- T-cell lymphoma, mesenchymal stem cell, growth inhibition, cytotherapy, 4839
- T-cells, oral squamous cell carcinoma, CD57, peripheral blood, 5729
- TCO-2, cervical adenocarcinoma, ERCC1, cisplatin, 5-FU, chemosensitivity, HCA-1, HCA-1R cells, 107
- TE671 cells, osthole, proliferation, apoptosis, cell cycle, high-performance counter-current chromatography, RK33, 6473
- Tegafur/uracil, 5-FU, dihydropyrimidine dehydrogenase deficiency, cardiotoxicity, genetic polymorphisms, raltitrexed, review, 1531
- Temozolomide, glioblastoma, hyperoxia, ER stress response, P4HB, chemoresistance, 2957
- Temozolomide, JNK, p38, Akt, glioblastoma, cytotoxicity, 5509
- Temsirolimus, bevacizumab, pediatric, CNS tumors, 1931
- Temsirolimus, PEComa, mTOR inhibitor, sirolimus, 3663
- Test utility, axillary staging, breast cancer, preoperative staging, node metastases, sentinel node, sensitivity/specificity, needle biopsy, ultrasound, review, 1087
- Testicular cancer, microRNAs, pathophysiology, diagnosis, prognosis, review, 2709
- Testosterone, previously treated metastatic breast cancer, endocrine therapy, hormone-sensitive patients, 1287
- Tetramethylnaphthalene derivative, HTLV-1, ATL, inhibitor, 1771
- Texture, reproducibility, histogram, intravoxel incoherent motion, diffusion-weighted MRI, FN13762 rat breast carcinoma, 2135
- TGCT, loss of heterozygosity, microsatellite instability, seminomas, non-seminomas, 4005
- TGF $\beta$ 1, epithelial growth factor, EGF, transforming growth factor  $\beta$ 1, extracellular matrix, ECM,  $\beta$ -catenin, vimentin, E-cadherin, head and neck squamous cell carcinoma, HNSCC, squamous cell cancer, SCC, human papillomavirus, HPV, p16-positive SCC, epithelial-mesenchymal transition, EMT, 7061
- Thalidomide, radiosensitivity, retinoic acid, glioblastoma cells, 1885
- Therapeutic target, triple-negative breast cancer, NOTCH4, invasion, proliferation, breast cancer, 69
- Therapeutic vaccination, clinical, cancer, immunotherapy, review, 2689
- Therapeutics, breast cancer, cancer, mutation, gene copy number, epigenetics, histone modification, histone deacetylase inhibitors, methylation, de-methylation, oncogene, tumor suppressor genes, metastasis, cancer progenitor cells, breast cancer progression, epithelial-mesenchymal transition (EMT), combination therapy, drug resistance, review, 1071
- Thermotherapy, brain tumors, malignant glioma, nanoparticles, review, 565
- Thioridazine, phenothiazines, multidrug resistance, P-glycoprotein, ABCB1, ATP-binding cassette protein B1, rhodamine 123, ethidium bromide, verapamil, mouse T-lymphoma cell lines, 1737
- Third-line chemotherapy, itraconazole, triple-negative breast cancer, metastatic breast cancer, 3839
- Thoracic radiotherapy, chemoradiation, sporadic pneumonitis, radiation pneumonitis, immunosuppressant, 7315
- Three-dimensional conformal radiotherapy, brain metastases, clinical outcome, image-guided radiotherapy, poor performance status, 2997
- Thrombocytosis, platelets, bladder cancer, radical cystectomy, cancer-specific mortality, 3225
- Thumb, synovial osteochondromatosis, interphalangeal joint, synovectomy, 1057
- Thymic cancer, refractory, S-1 based chemotherapy, 5743
- Thymic carcinoma, *c-KIT*, tyrosine kinase, *PDGFR alpha*, sorafenib, 5105
- Thymidine kinase 1, early detection, TK1, lung cancer, operable lung cancer, 2145
- Thymidine kinase, 3'-deoxy-3'-[<sup>18</sup>F]fluorothymidine, positron emission tomography, 5-fluorouracil, thymidylate synthase, 759



- Thymidylate synthase, 3'-deoxy-3'-[<sup>18</sup>F]fluorothymidine, positron emission tomography, thymidine kinase, 5-fluorouracil, 759
- Thymidylate synthase, 5-FU, resistance, head and neck carcinoma, cell cycle, 2907
- Thymoma, cisplatin, etoposide, thymus, radiotherapy, toxicity, 2023
- Thymus, thymoma, cisplatin, etoposide, radiotherapy, toxicity, 2023
- Thyroid cancer, screening, PET, PET/CT, Japan, 4439
- Thyroid, infiltrative margin, pushing margin, alpha-actinin-4, preoperative recurrent laryngeal nerve paralysis, 3157
- Thyroid, malignant lymphoma, radiotherapy, thyrotropin, hypothyroidism, 4427
- Thyrotropin, thyroid, malignant lymphoma, radiotherapy, hypothyroidism, 4427
- Tight junction, cervical cancer, claudins, adhesion, HPV, 2851
- Tight junction, MAGI1, adhesion, metastasis, cancer, review, 3251
- TIMP2, cervical cancer, VEGFA, MMP2, MMP9, radiochemotherapy response, 385
- Tiple-negative breast cancer, node-negative breast cancer, adjuvant chemotherapy, CMF, locoregional recurrence, 1301
- Tissue distribution, rhenium, selenium, cancer, inflammation, immune system, PI3K, AKT, MTOR, NF- $\kappa$ B, rhenium diseleno-ether compound, 1679
- Tissue engineering, cancer, cell sheet, mouse model, transplantation, 4747
- Tissue kallikrein (KLK1), breast cancer, estrogen, kinin B1 receptor, kallikrein-related peptidases, KLK6, KLK10, KLK11, 6925
- Tissue microarray, gastric cancer, Hif-1 alpha, Glut-1, 3313
- Tissue microarray, MALDI mass spectrometry imaging, MALDI-MSI, renal cell cancer, biomarker, 2255
- Tissue microarrays, FAcl4, breast cancer, 1239
- Titanocene, steroid pendant groups, TLT-1, breast cancer, titanocenyl-pregnenolone, 1609
- Titanocenyl-pregnenolone, titanocene, steroid pendant groups, TLT-1, breast cancer, 1609
- TK, predictive biomarkers, EGFR-TKI, NSE, NSCLC, 5193
- TK1, early detection, thymidine kinase 1, lung cancer, operable lung cancer, 2145
- TLT-1, titanocene, steroid pendant groups, breast cancer, titanocenyl-pregnenolone, 1609
- TLTG, esophagojejunostomy, gastric cancer, laparoscopic total gastrectomy, 7227
- TMA, osteosarcoma, IGF-1, chemotherapy response, metastasis, survival, 3881
- TNBC, BRCA1, PARP1, miRNA, breast cancer cells, 4893
- T-negative breast cancer, capecitabine, metronomic chemotherapy, bone metastasis, brain metastasis, stereotactic radiosurgery, quality of life, FACT-B, 4287
- TNF- $\alpha$ , Ad-p53 gene therapy, LAK immunotherapy, head neck squamous cell carcinoma, 3365
- TNFR, ovarian carcinoma, TNF- $\alpha$ , cell morphology, 745
- TNF-related apoptosis-inducing ligand (TRAIL), arginine deprivation, mesothelioma, 6991
- TNF- $\alpha$ , genetic polymorphism, cervical intraepithelial neoplasia, 373
- TNF- $\alpha$ , ovarian carcinoma, TNFR, cell morphology, 745
- TNM classification, renal cell carcinoma, prognosis, C-reactive protein, nephrectomy, 921
- TNS4 (CTEN), colorectal cancer, focal adhesion kinase, prognosis, 3969
- Tocotrienols, vitamin E, breast cancer, oxazine derivatives, lipid nanoemulsion, AKT, NF- $\kappa$ B, 2715
- Toho-1, novel IDO inhibitor, leukemic plasmacytoid dendritic cell line, PMDC05, antigen-presenting ability, CTL-inducing ability, Necrostatin-1@, 4021
- Tolerance, transarterial chemoembolization, hepatocellular carcinoma, strategy, efficacy, 7247
- Tomotherapy, lung cancer, soft tissue matching, image-guided SBRT, 7383
- Tomotherapy, nasopharyngeal cancer, synchronous metastasis, chemoradiation, 5075
- Tomotherapy, prostate cancer, organ dislocation, image-guided IMRT, MVCT, 7373
- Tonsillar cancer, HLA-A\*02 genotype, human papillomavirus (HPV) oropharyngeal squamous cell carcinoma, base of tongue cancer, clinical outcome, 2369
- TOPO1*, *PTGS2*, *TYMP*, *DPYD*, *COX2*, *TYMS*, 5-FU-based adjuvant chemotherapy, hierarchical clustering, stage II colorectal cancer, stage III colorectal cancer, 4949
- Topoisomerase II, quercetin-3-O-glucoside, cancer, apoptosis, cell cycle, caspase-3, HepG2 cells, 1691
- Total gastrectomy, gastric cancer, prognostic nutritional index, 4223
- Touch imprint, core needle biopsy, cytology, breast cancer, quick stain, 153
- Toxicities, transporters, cisplatin, review, membrane transporters, Ctr2, OCT2, MATE1, 547
- Toxicity, ehrlich ascites carcinoma, dimethylsulfonylpropionate, anti-cancer effects, ascites fluid, 4045
- Toxicity, intensity-modulated radiotherapy, high-risk, prostate cancer, simultaneous, 3747
- Toxicity, irinotecan, chemoembolization, capecitabine, drug-eluting-beads, 7239
- Toxicity, prostate cancer, dose escalation, radiation therapy, rectal bleeding, 7367
- Toxicity, thymoma, cisplatin, etoposide, thymus, radiotherapy, 2023
- Toxins, bacteria, attenuation, polysaccharide, vector, treatment, review, 6289

- TP53* gene, chromosomal instability, *BUBR1*, colorectal cancer, microsatellite instability, 5421
- TPF, head and neck cancer, IAIC, 3765
- TPS, colorectal cancer, pulmonary metastasis, metastasectomy, lymphadenectomy, 4239
- Trabectedin, chemotherapy, desmoplastic small round cell tumour, multimodal therapy, 3683
- TRAIL, CGP74514A, breast cancer, XIAP, 3557
- TRAIL, triple-negative breast cancer, piperine, apoptosis, 1893
- Transarterial chemoembolization, hepatocellular carcinoma, strategy, efficacy, tolerance, 7247
- Transbronchial biopsy, lung cancer, radiation therapy, bronchoscopy, pneumonitis, lung injury, 3119
- Transcatheter arterial chemoembolization, hepatocellular carcinoma, portal vein tumor thrombus, prognosis, survival, 4231
- Transcatheter arterial chemoembolization, hepatocellular carcinoma, radioembolization, combination therapy, review, 6877
- Transcatheter arterial embolization, hepatocellular carcinoma, microspheres, Bland-TAE, 1947
- Transcription up-regulation, cyclin-dependent kinase 4, squamous cell carcinoma of the head and neck, coordination, 3285
- Transcription, cytotoxicity, RNA polymerase II, X-ray structure, monofunctional platinum, pyriplatin, review, 471
- Transcriptional targeting, human carboxylesterase, CPT-11, BCRP-shRNA, transfection, breast cancer cells, drug resistance, 6345
- Transfection, transcriptional targeting, human carboxylesterase, CPT-11, BCRP-shRNA, breast cancer cells, drug resistance, 6345
- Transforming growth factor  $\beta$ 1, epithelial growth factor, EGF, TGF $\beta$ 1, extracellular matrix, ECM,  $\beta$ -catenin, vimentin, E-cadherin, head and neck squamous cell carcinoma, HNSCC, squamous cell cancer, SCC, human papillomavirus, HPV, p16-positive SCC, epithelial-mesenchymal transition, EMT, 7061
- Transitional cell carcinoma, kidney, renal cell carcinoma, venous tumour thrombus, neo-adjuvant treatment, 1031
- Translocation, CXCL12, immunohistochemistry, 6397
- Translymphatic chemotherapy, sentinel node, paclitaxel, micrometastasis, 2-methacryloyloxyethyl phosphorylcholine, 1751
- Transmembrane TNF- $\alpha$ , metabolic syndrome, monocyte, type 2 diabetes, zinc, 295
- Transplantation, cancer, cell sheet, tissue engineering, mouse model, 4747
- Transporters, cisplatin, toxicities, review, membrane transporters, Ctr2, OCT2, MATE1, 547
- Trans-resveratrol, tanshinone IIA, synergistic combination, cisplatin, apoptosis, cell cycle arrest, 5473
- Transurethral resection, non muscle invasive bladder cancer, risk group, urothelial cancer, 3067
- Transvaginal ultrasound, cervical intraepithelial neoplasia, large loop excision of the transformation zone (LLETZ), cervical length, cervical regeneration, conization, 3799
- Trastuzumab, breast cancer, Herceptin, cardiotoxicity, endothelium, review, 1147
- Trastuzumab, breast cancer, lapatinib, capecitabine, HER2, HER3, *TYMS*, 4275
- Trastuzumab, early breast cancer, surgery, Takotsubo cardiomyopathy, 3579
- Trastuzumab, gastric cancer, chemotherapy, 301
- Trastuzumab, gastric cancer, chemotherapy, refractory, ramucirumab, targeted therapy, 3695
- Trastuzumab, gastric cancer, HER2, heterogeneity, neoadjuvant chemotherapy, 867
- Trastuzumab, HER2-positivity, metastatic breast cancer, S-1, first-line therapy, 3583
- Trastuzumab, Pin1, HER2, FAS, chemoresistance, 1409
- Treatment change, peritoneal metastasis, tumor marker, CT, advanced gastric cancer, 5169
- Treatment of GIST, gastrointestinal stromal tumor, GIST, tumors of intestines, imatinib, 2547
- Treatment of GIST, gastrointestinal stromal tumor, GIST, tumors of intestines, neurofibromatosis type 1, 5609
- Treatment outcomes, NSCLC, brain metastases, radiosurgery alone, radiation dose, 7309
- Treatment, bacteria, attenuation, toxins, polysaccharide, vector, review, 6289
- Treatment, head and neck, carcinoma, recurrence, second malignancy tumours, histopathology, surgery, radiotherapy, survival, surveillance, 6593
- Treatment, ovarian cancer, ascites, targeted therapeutics, review, 1553
- Treatment, ovarian cancer, sorafenib, targeted therapeutics, review, 1519
- Treatment, prevention, multi-targeted therapy, 6791
- Treatment, uterus, cervix, diagnosis, lymphoma, vaginal bleeding, 4377
- Treosulfan, gemcitabine, pancreatic cancer, 1779
- Trilateral retinoblastoma, retinoblastoma, MRI screening, risk factors, 7449
- Triphasic technique, liver, neoplasm, Helical Computed Tomography (CT), Multidetector row CT (MDCT), split-bolus technique, oncology, 4335
- Triple cancer, double cancer, multiple primary neoplasm, esophageal cancer, FDG-PET, 283
- Triple-negative breast cancer, bevacizumab, first-line, observational study, 1275
- Triple-negative breast cancer, itraconazole, metastatic breast cancer, third-line chemotherapy, 3839
- Triple-negative breast cancer, NOTCH4, invasion, proliferation, therapeutic target, breast cancer, 69

- Triple-negative breast cancer, pegylated liposomal doxorubicin, anthracycline, adjuvant chemotherapy, 7319
- Triple-negative breast cancer, piperine, TRAIL, apoptosis, 1893
- Triple-negative, apoptosis, breast cancer, G0/G1 arrest, nobiletin, 1785
- TRK-fused gene, tumorigenesis, fusion proteins, cancer, review, 1595
- TS-1, docetaxel, chemoradiation, unresectable squamous cell carcinoma of esophagus, 3759
- TSPyV, human polyomaviruses, mucosal melanoma, extracutaneous melanoma, MWPyV, HPyV6, HPyV7, HPyV9, 639
- TTF1, fluorodeoxyglucose, lung cancer prognosis, 2467
- Tubular breast cancer, breast cancer therapy, survival, histological subtypes, 3647
- Tubulin polymerization inhibitor, piperazinediones, NCI-60 anticancer screening, *in vivo* antitumor activity, COMPARE algorithm, azatyrosinamide, mechanism of action prediction, DTP, NCI/NIH, 4013
- Tubulin polymerization, annulated indoles, tumor cell proliferation, cells with mitotic figures, several nuclei and micronuclei, cytokinesis, actin polymerization, 1643
- Tubulin-binding agents, CKD-516, vascular-disrupting agent, doxorubicin, hepatocellular carcinoma, 1715
- Tumor ablation, pancreatic cancer, safety, irreversible electroporation, ultrasound guidance, 289
- Tumor angiogenesis, adjuvant chemotherapy, breast cancer, chemokine receptor 1, intercellular adhesion molecule 1, neutrophilic granulocyte, vascular endothelial growth factor receptor 1, 4693
- Tumor blood vessels, pituitary adenomas, prolactinomas, angiogenesis, 5413
- Tumor cell proliferation, annulated indoles, cells with mitotic figures, several nuclei and micronuclei, cytokinesis, tubulin polymerization, actin polymerization, 1643
- Tumor cells, pancreatic cancer, nuclear receptors, growth factors, 6897
- Tumor grade, breast cancer, heparanase, lymph nodes, 2797
- Tumor growth, angiogenesis, extracellular matrix, lectin, wound healing, 3991
- Tumor immunity, NKT cells, NK cells, dendritic cells, allogeneic cells, 3411
- Tumor lysis syndrome, febuxostat, hyperuricemia, hematological malignancy, chemotherapy, 7287
- Tumor marker, CEA, CYFRA 21-1, erlotinib, NSCLC, *EGFR*-TKI, prediction, 3205
- Tumor marker, treatment change, peritoneal metastasis, CT, advanced gastric cancer, 5169
- Tumor markers, biological markers, colorectal neoplasms, extracellular matrix, gene expression, 5599
- Tumor markers, cervical cancer, prognosis, 887
- Tumor markers, endometrial cancer, CA125, HE4, 327
- Tumor microenvironment, histidine-rich glycoprotein, innate immunity, macrophage, hemostasis, review, 593
- Tumor progression, DCIS, syndecan-1 expression, prognostic factor, cell and tissue localization, epidemiological factors, 3607
- Tumor progression, formyl peptide receptor 1, gastric cancer, survival, annexin A1, 2223
- Tumor progression, ghrelin, esophageal cancer, 2727
- Tumor progression, skin melanoma, vitamin D receptor, 2735
- Tumor response, neuroendocrine tumor, biomarker, chromogranin A, gastroenteropancreatic, 5661
- Tumor response, rectal cancer, hyperthermochemoradiation therapy, HCRT, 3141
- Tumor selectivity, 3-styrylchromones, QSAR analysis, cytotoxicity, anti-HIV activity, 5405
- Tumor selectivity, phenylpropanoid amides, QSAR analysis, cytotoxicity, anti-HIV activity, 3543
- Tumor selectivity, piperic acid amides, QSAR analysis, cytotoxicity, anti-HIV activity, 4877
- Tumor size, breast cancer, infiltrating ductal carcinoma (IDC), p53, *BCL2*, Ki-67, clinical and biological parameters, 269
- Tumor stroma, breast cancer, pregnancy, angiogenesis, lymphatic vascularity, 125
- Tumor suppressor genes, breast cancer, cancer, mutation, gene copy number, epigenetics, histone modification, histone deacetylase inhibitors, methylation, demethylation, oncogene, metastasis, cancer progenitor cells, breast cancer progression, epithelial-mesenchymal transition (EMT), therapeutics, combination therapy, drug resistance, review, 1071
- Tumor suppressor, melanoma, cell lines, Pcd4, expression, Akt signaling pathway, 2315
- Tumor xenograft model, immunosuppression, cyclosporine, ketoconazole, cyclophosphamide, 7177
- Tumor-associated antigen, fusion protein, IL-2, MK-1, single-chain variable fragment, 3937
- Tumor-associated antigen, fusion protein, IL2, single-chain variable fragment, 3925
- Tumor-associated macrophages, biomarkers, endometrial carcinoma, tumor-infiltrating lymphocytes, 5555
- Tumor-associated macrophages, monocyte chemotactic protein-1, garlic constituents, diallyl disulfide, 2763
- Tumor-associated neutrophils, gastric cancer, intranodal lymphangiogenesis, 7129
- Tumorigenesis, *AURKA*, hypoxia, neuroblastoma, 2269
- Tumorigenesis, TRK-fused gene, fusion proteins, cancer, review, 1595
- Tumorigenicity, glioblastoma, WT1, apoptosis, 61
- Tumorigenicity, ovarian cancer, xenograft analysis, cancer initiating cells, 4723

- Tumor-infiltrating immune cells, basal cells, stem cells, degeneration, proliferation, 6363
- Tumor-infiltrating lymphocytes, biomarkers, endometrial carcinoma, tumor-associated macrophages, 5555
- Tumor-infiltrating lymphocytes, breast cancer, targeted therapy, review, 1115
- Tumors of intestines, gastrointestinal stromal tumor, GIST, treatment of GIST, imatinib, 2547
- Tumors of intestines, gastrointestinal stromal tumor, GIST, treatment of GIST, neurofibromatosis type 1, 5609
- Tumor-suppressor genes, lung adenocarcinoma, squamous cell carcinoma, smoking habit, second-hand smoke, never smoker, xenobiotic genes, genome-wide association studies, obesity, metabolic syndrome, review, 5229
- Tumour angiogenesis, conventional chemotherapy, epithelial ovarian cancer, histological subtypes, molecular pathway targets, PARP inhibitors, tyrosine kinase inhibitors, review, 2069
- Tumour microenvironment, NK cells, CD3/CD4/CD8 lymphocytes, colorectal cancer, radiation, 6505
- Tumour predisposition syndrome, neurofibromatosis type-1, phenotype, visibility, disease severity, learning disability, adult, psychosocial aspects, cancer, survey, 3675
- Tunicamycin, anaplastic thyroid carcinoma, paraptosis, *BRAF*, 4857
- Turkish population, NSCLC, *HSP90AA1*, *HSP90B1*, *HSP90AB1*, SNPs, 753
- TYMP*, *PTGS2*, *DPYD*, *TOPO1*, *COX2*, *TYMS*, 5-FU-based adjuvant chemotherapy, hierarchical clustering, stage II colorectal cancer, stage III colorectal cancer, 4949
- TYMS*, breast cancer, trastuzumab, lapatinib, capecitabine, HER2, HER3, 4275
- TYMS*, *PTGS2*, *TYMP*, *DPYD*, *TOPO1*, *COX2*, 5-FU-based adjuvant chemotherapy, hierarchical clustering, stage II colorectal cancer, stage III colorectal cancer, 4949
- Type 2 diabetes, metabolic syndrome, monocyte, transmembrane TNF- $\alpha$ , zinc, 295
- TYRO3, breast cancer, siRNA, targeted therapy, luminal-type, 3337
- Tyrosine kinase inhibitor, renal cell carcinoma, cytoreductive nephrectomy, targeted therapy, 2405
- Tyrosine kinase inhibitor, urothelial carcinoma, CEP11981, angiopoietin/TIE2, *VEGFR*, *FGFR*, 3377
- Tyrosine kinase inhibitors, conventional chemotherapy, epithelial ovarian cancer, histological subtypes, molecular pathway targets, PARP inhibitors, tumour angiogenesis, review, 2069
- Tyrosine kinase inhibitors, lung cancer, resistance, apoptosis, cell cycle, 2841
- Tyrosine kinase, thymic carcinoma, *c-KIT*, *PDGFR alpha*, sorafenib, 5105
- UADT cancer, DNA repair, genetic epidemiology, smoking, alcohol drinking, 3217
- UBCH10, esophageal squamous cell carcinoma, ubiquitin-proteasome pathway, ubiquitin-conjugating enzymes, 955
- Ubiquitin-conjugating enzymes, esophageal squamous cell carcinoma, ubiquitin-proteasome pathway, UBCH10, 955
- Ubiquitin-proteasome pathway, esophageal squamous cell carcinoma, UBCH10, ubiquitin-conjugating enzymes, 955
- UFH, economic comparison, fondaparinux, gynecological malignancy, post-operative, prophylaxis, short duration, VTE, 3589
- UGT1A1*, chemotherapy, FOLFIRI regimen, metastatic colorectal cancer, phase II study, 195
- Ultra-small superparamagnetic iron oxide particle, animal study, lymph node metastasis, magnetic resonance imaging of lymph nodes, MRI, P904, USPIO, 5389
- Ultrasonography, breast neoplasms, lymph nodes, mammography, magnetic resonance imaging, 1295
- Ultrasonography, gastric cancer, computed tomography, HER2-positive gastric adenocarcinoma, 5083
- Ultrasound guidance, pancreatic cancer, tumor ablation, safety, irreversible electroporation, 289
- Ultrasound, axillary staging, breast cancer, preoperative staging, node metastases, sentinel node, sensitivity/specificity, test utility, needle biopsy, review, 1087
- Ultrasound, nanomedicine, fullerenes, sonodynamic therapy, membrane lipid peroxidation, sarcoma 180, reactive oxygen species, 6481
- Ultrasound, sonodynamic therapy, cytochalasin B, preferential damage, leukemia, 2195
- Ultraviolet rays, skin neoplasms, skin type, phototest, attitudes, 797
- Ultraviolet, cervical cancer, cytokines, environment, human papilloma virus, oral cancer, oropharyngeal cancer, pharyngeal cancer, sunlight, 4993
- Unresectable advanced colorectal cancer, oxaliplatin-based chemotherapy, targeted agents, review, 423
- Unresectable malignant biliary obstruction, biliary stent, Glasgow prognostic score, mGPS, stent patency, 3617
- Unresectable squamous cell carcinoma of esophagus, docetaxel, TS-1, chemoradiation, 3759
- UPA-PAI-1, molecular biomarkers, adjuvant chemotherapy, node-negative breast cancer, 1213
- Upgrade, ductal carcinoma *in situ*, breast cancer, percutaneous biopsy, 1183
- Upper tract urothelial carcinoma, body mass index, obesity, sex difference, 5683
- Upper urinary tract, urothelial carcinoma, adjuvant treatment, radiotherapy, 333
- Urinary bladder, uroplakin III, urothelial carcinoma, metastases, diagnosis, 6779
- Urinary continence, prostate cancer, laparoscopy, laparoscopic radical prostatectomy, oncologic outcome, functional outcome, biochemical relapse, erectile function, 2443

- Urokinase-type plasminogen activator (uPA), breast cancer, sentinel lymph node biopsy, plasminogen activator inhibitor type 1 (PAI-1), 4457
- Uroplakin III, urinary bladder, urothelial carcinoma, metastases, diagnosis, 6779
- Urothelial cancer, *CXCL12*, *CXCR4*, *VEGFR-3*, recurrence, 3537
- Urothelial cancer, human xenografts, drug testing, animal models, sialyl-Tn, glycosylation, 735
- Urothelial cancer, non muscle invasive bladder cancer, risk group, transurethral resection, 3067
- Urothelial carcinoma, apoptosis, autophagy, chemo-resistant, 2973
- Urothelial carcinoma, CEP11981, tyrosine kinase inhibitor, angiopoietin/TIE2, *VEGFR*, *FGFR*, 3377
- Urothelial carcinoma, lenalidomide, apoptosis, angiogenesis, cereblon, 3383
- Urothelial carcinoma, upper urinary tract, adjuvant treatment, radiotherapy, 333
- Urothelial carcinoma, uroplakin III, urinary bladder, metastases, diagnosis, 6779
- User behavior, complementary medicine, attitude of cancer patients, 943
- USPIO, animal study, lymph node metastasis, magnetic resonance imaging of lymph nodes, MRI, P904, ultra-small superparamagnetic iron oxide particle, 5389
- Uterine cancer, sarcoma, carcinosarcoma, leiomyosarcoma, lymphadenectomy, 985
- Uterine cavity washings, endometrial cancer, Lynch syndrome, microsatellite instability analysis, screening, 3211
- Uterine cervical cancer, extended-field radiotherapy, intensity-modulated radiotherapy, chemotherapy, 4361
- Uterine cervix, cervical cancer, neoadjuvant chemotherapy, laparoscopy, radical hysterectomy, 5703
- Uterus, cervix, diagnosis, lymphoma, treatment, vaginal bleeding, 4377
- Vacuum-assisted breast biopsy, microcalcifications, patient acceptance, 3831
- Vaginal bleeding, uterus, cervix, diagnosis, lymphoma, treatment, 4377
- Valproic acid (VPA), pancreatic cancer, cholangiocarcinoma, histone deacetylase (HDAC), histone deacetylase inhibitor (HDACI), clinical trial, 5187
- Valproic acid, bone cement, PMMA, SAHA, HDAC inhibitor, local therapy, 6459
- Valproic acid, histone deacetylase inhibitor, pegylated interferon- $\alpha$ , pancreatic cancer, 3403
- Vanek's tumor, inflammatory fibroid polyp, androgen receptor, estrogen receptor, 7203
- Vascular calcification, vitamin D, 25-hydroxyvitamin D, 25-dihydroxyvitamin D, cardiovascular disease, review, 4641
- Vascular endothelial growth factor A, angiosarcoma, sarcoma, cytokine, biomarker, interleukin-6, osteopontin, prolactin, 5001
- Vascular endothelial growth factor receptor 1, adjuvant chemotherapy, breast cancer, chemokine receptor 1, intercellular adhesion molecule 1, neutrophilic granulocyte, tumor angiogenesis, 4693
- Vascular endothelial growth factor receptors, VEGF, *VEGFR1*, *FLT1*, *VEGFR2*, *KDR*, dimerization, BIFC, FRET, 2123
- Vascular endothelial growth factor, colorectal cancer, cytokine, multiplex assay, IL6, IL8, 3481
- Vascular endothelial growth factor, colorectum, neoplasm, nuclear factor kappa B, cyclo-oxygenase-2, survival, 6451
- Vascular endothelial growth factor, endoglin (CD105), CD31, esophageal cancer, 3431
- Vascular endothelial growth factor, hypoxia, adenoid cystic carcinoma, 671
- Vascular endothelial growth factor, oncogenes, signal transducer and activator of transcription-3,  $\beta$ -catenin, review, 1459
- Vascular endothelial growth factor, oral cancer, sodium butyrate, angiogenesis, lymphangiogenesis, 1701
- Vascular endothelial growth inhibitor 174 (VEGI 174), microvessel density (MVD), prognosis, clear cell renal cell carcinoma, 715
- Vascular invasion, lymphatic invasion, breast cancer, prognosis, 1255
- Vascular invasion, lymphatic invasion, colorectal cancer, prognosis, 3147
- Vascular-disrupting agent, CKD-516, tubulin-binding agents, doxorubicin, hepatocellular carcinoma, 1715
- Vascularized bone graft, fibula, hypertrophy, creeping substitution, revascularization, vascularized bone marrow transplantation, review, 2701
- Vascularized bone marrow transplantation, vascularized bone graft, fibula, hypertrophy, creeping substitution, revascularization, review, 2701
- Vasculogenic mimicry, curcumin, hepatocellular carcinoma, antimetastatic, natural products, 1857
- Vasohibin-1, colorectal cancer, angiogenesis, 5321
- Vasopressin, desmopressin, peptide analog, hemostasis, metastasis, breast cancer, 4761
- Vasopressin, doxorubicin, aldosterone, MCF-7, breast cancer, angiotensin II, 1843
- VDR translocation, 20(OH)D3 analogs, hypercalcemic effect, liver microsomal stability, 2153
- Vector, bacteria, attenuation, toxins, polysaccharide, treatment, review, 6289
- VEGF, breast cancer, HER2, apigenin, apoptosis, STAT3, 2869
- VEGF, cardiotoxicity, molecular-targeted therapy, hypertension, cardiac dysfunction, review, 3243

- VEGF, heparin, choriocarcinoma, heparanase, proliferation, PCR, 7071
- VEGF, oral squamous cell carcinoma, hypoxia, prognosis, HIF1 $\alpha$ , review, 605
- VEGF, photodynamic therapy, doxorubicin, taxotere, IL-1 $\alpha$ , mTHPC, 5295
- VEGF, radio-chemotherapy, esophageal cancer, *VEGFR-1*, hemoglobin, 5221
- VEGF, RECK, MMP, metastasis, review, 3867
- VEGF, vascular endothelial growth factor receptors, *VEGFR1*, *FLT1*, *VEGFR2*, *KDR*, dimerization, BIFC, FRET, 2123
- VEGFA, cervical cancer, *TIMP2*, *MMP2*, *MMP9*, radiochemotherapy response, 385
- VEGF-A, *FGF9*, prostate cancer, N-cadherin, epithelial-mesenchymal transition, biochemical recurrence, radical prostatectomy, 695
- VEGF-C, *KML001*, pancreatic cancer, proliferation, invasion, NF- $\kappa$ B, 3469
- VEGFC, lymphangiogenesis, lymphatic vessel density, lymph node metastasis, gastric cancer, 3911
- VEGFR*, urothelial carcinoma, CEP11981, tyrosine kinase inhibitor, angiopoietin/TIE2, *FGFR*, 3377
- VEGFR-1*, radio-chemotherapy, esophageal cancer, VEGF, hemoglobin, 5221
- VEGFR1*, VEGF, vascular endothelial growth factor receptors, *FLT1*, *VEGFR2*, *KDR*, dimerization, BIFC, FRET, 2123
- VEGFR2*, VEGF, vascular endothelial growth factor receptors, *VEGFR1*, *FLT1*, *KDR*, dimerization, BIFC, FRET, 2123
- VEGFR-3*, *CXCL12*, *CXCR4*, urothelial cancer, recurrence, 3537
- Vemurafenib, melanoma, *CTLA-4*, ipilimumab, *BRAF*, *PD1*, 1493
- Venous tumour thrombus, kidney, transitional cell carcinoma, renal cell carcinoma, neo-adjuvant treatment, 1031
- Verapamil, phenothiazines, multidrug resistance, P-glycoprotein, *ABCB1*, ATP-binding cassette protein B1, rhodamine 123, ethidium bromide, thioridazine, mouse T-lymphoma cell lines, 1737
- Versican, epithelial cells, stomach neoplasm, stromal cells, 5613
- Vessel invasion, galectin-1, galectin-3, mammary tumours, metastasis, canine, 2211
- Video-assisted thoracoscopic surgery, esophageal cancer, nonrecurrent inferior laryngeal nerve, aberrant right subclavian artery, 899
- Vimentin, colorectal cancer, methylation, 4121
- Vimentin, epithelial growth factor, EGF, transforming growth factor  $\beta$ 1, TGF $\beta$ 1, extracellular matrix, ECM,  $\beta$ -catenin, E-cadherin, head and neck squamous cell carcinoma, HNSCC, squamous cell cancer, SCC, human papillomavirus, HPV, p16-positive SCC, epithelial-mesenchymal transition, EMT, 7061
- Vincristine, diffuse large B-cell lymphoma, blindness, neurotoxicity, 6731
- Vincristine, DNA methylation, colonic neoplasms, demethylation, methylation-specific polymerase chain reaction, *RUNX3*, 133
- Vinorelbine, non-small cell lung cancer, sodium valproate, cisplatin, ionizing radiation, 6565
- Vinorelbine, non-small cell lung cancer, split-dose, adjuvant chemotherapy, cisplatin, 927
- Vinorelbine, pharmacogenomic, lung cancer chemotherapy, polymorphism patents, cisplatin, gemcitabine, taxanes, pemetrexed, 5241
- Virgin CTC, circulating tumor cells, CTC, prostate cancer, cultivation, minimal residual disease, MetaCell, biomarker, culturing, blood biopsy, 3641
- Virus, hepatocellular carcinoma, surgery, non-hepatitis B non-hepatitis C, cirrhosis, 4399
- Visceral fat, endometrial cancer, IL-8, 379
- Visibility, neurofibromatosis type-1, tumour predisposition syndrome, phenotype, disease severity, learning disability, adult, psychosocial aspects, cancer, survey, 3675
- Vitamin C, cytochrome C, radiation survival, MCF-7 cells, free radicals, 1343
- Vitamin C, glucan, resveratrol, *Astragalus*, *Echinacea*, cancer, immunity, natural immunomodulators, 2275
- Vitamin D receptor, skin melanoma, tumor progression, 2735
- Vitamin D, 25-hydroxyvitamin D, 25-dihydroxyvitamin D, cardiovascular disease, vascular calcification, review, 4641
- Vitamin D, breast cancer, epidemiology, survival, mortality, meta-analysis, 1163
- Vitamin D, oleic acid, nitric oxide, macrophages, human cancer, Gc protein-derived macrophage activating factor, 3569
- Vitamin E, breast cancer, silibinin, silimarin, hepatic failure, chemotherapy, carboplatin, gemcitabine, Legasil®, 4323
- Vitamin E, tocotrienols, breast cancer, oxazine derivatives, lipid nanoemulsion, AKT, NF $\kappa$ B, 2715
- Vorinostat, PARP inhibitors, HDAC inhibitors, PJ34, apoptosis, cell cycle, leukemia cell lines, 1849
- VTE, economic comparison, fondaparinux, gynecological malignancy, post-operative, prophylaxis, short duration, UFH, 3589
- Vulvar cancer, radical vulvectomy, lymphadenectomy, separate incisions, simultaneous, regional anesthesia, 7345
- Vulvar carcinoma, *ALDH1*, cancer stem cell marker, immunohistochemistry, prognosis, 859
- WAVE2, gastric cancer, lymph node metastasis, ROCK, 2185
- WBC DNA, global methylation, *LINE1*, 2985

- Weekly paclitaxel, non-squamous non-small cell lung cancer, bevacizumab, carboplatin, 275
- WEHI-3 leukemia cells,  $\alpha$ -phellandrene, cDNA microarray, cell cycle, DNA damage, apoptosis, 4161
- Well-differentiated liposarcoma, atypical lipomatous tumor, cytogenetics, lipoma, p16, 3073
- Well-differentiated liposarcoma, D-Dimer, lipoma, differential diagnosis, 5181
- Whole-brain irradiation, cerebral metastases, prostate cancer, overall survival, predictive score, 4357
- Whole-brain irradiation, esophageal cancer, brain metastases, overall survival, predictive factors, 6763
- Whole-brain irradiation, radiosurgery, melanoma, new brain metastases, predictive score, 5589
- Whole-brain radiotherapy, brain metastasis, elderly patients, prognostic factors, survival, score, 2455
- Whole-brain stereotactic radiotherapy, brain metastases, review, 6913
- Withania, chemoprevention, mammary cancer, mice, 6327
- Wnt inhibitors, renal cancer, Wnt pathway, beta-catenin, signaling therapies, 4101
- Wnt pathway, pancreatic cancer, gastrointestinal tumors, 5375
- Wnt pathway, renal cancer, Wnt inhibitors, beta-catenin, signaling therapies, 4101
- Wnt signaling, hepatocellular carcinoma, liver tumor, MAPK signaling, 4677
- WNT, acute myeloid leukaemia, NOTCH, JAGGED, *HEDGEHOG*, review, 6259
- Wound healing, angiogenesis, extracellular matrix, lectin, tumor growth, 3991
- WT1, ER- $\alpha$ , HER2, breast cancer, 1333
- WT1, gemcitabine, 5-fluorouracil, IFN- $\gamma$ , PDL1, chemioimmunotherapy, immunomodulation, 6353
- WT1, glioblastoma, apoptosis, tumorigenicity, 61
- WT1, ovarian cancer, real-time quantitative PCR, clinical features, prognosis, lentivirus, disease-free survival, overall survival, 2331
- Xenobiotic genes, lung adenocarcinoma, squamous cell carcinoma, smoking habit, second-hand smoke, never smoker, tumor-suppressor genes, genome-wide association studies, obesity, metabolic syndrome, review, 5229
- Xenograft analysis, ovarian cancer, tumorigenicity, cancer initiating cells, 4723
- Xenograft, NRF2, heme oxygenase, oxidative stress, blue light, 6305
- Xenograft,  $\alpha$ M $\beta$ 2 integrin, Mac-1, leukemia, lymphoma, green fluorescent protein, bioactive peptide, 645
- Xerostomia, radiotherapy, pilocarpine, 1993
- XIAP, TRAIL, CGP74514A, breast cancer, 3557
- XPD, non-small cell lung cancer, pancreatic cancer, gemcitabine, cisplatin, DNA repair, ERCC1, ribonucleotide reductase, review, 435
- X-ray structure, cytotoxicity, transcription, RNA polymerase II, monofunctional platinum, pyriplatin, review, 471
- XRCC1, polymorphism, breast cancer, radiotherapy, chemotherapy, 3031
- XRCC3, carcinogenesis, genotype, oral cancer, polymorphism, 2951
- XRCC7, polymorphism, genotype, lung cancer, smoking, Taiwan, 7001
- <sup>90</sup>Y-Ibritumomab tiuxetan, salvage therapy, DLBCL, lymphoma, 5121
- YAP1, DNA microarrays, ovarian cancer, prognosis, taxane, 811
- YPC-10157, phenanthroindolizine alkaloid, caspase activity, antitumor activity, 3391
- Zinc, metabolic syndrome, monocyte, transmembrane TNF- $\alpha$ , type 2 diabetes, 295
- ZNF217, gastric cancer, 4813
- Zoledronate, atypical femoral fracture, breast cancer, bone metastasis, 1245
- Zoledronic acid, bisphosphonates, osteonecrosis of the jaw, bone metastasis, 2477
- Zoledronic acid, prostate-specific antigen, prostate cancer, bone metastasis, 4415
- B-catenin, carcinosarcoma, ovary, E-cadherin, Ki-67, 7351
- B-catenin, epithelial growth factor, EGF, transforming growth factor  $\beta$ 1, TGF $\beta$ 1, extracellular matrix, ECM, vimentin, E-cadherin, head and neck squamous cell carcinoma, HNSCC, squamous cell cancer, SCC, human papillomavirus, HPV, p16-positive SCC, epithelial-mesenchymal transition, EMT, 7061
- B-catenin, malignant mesothelioma, E-cadherin, Ki-67, metastasis, 3061
- B-catenin, oncogenes, signal transducer and activator of transcription-3, vascular endothelial growth factor, review, 1459
- B-tricalcium phosphate, intraosseous lipoma, calcaneus, endoscopy, 963

## Authors Index

(Figures refer to page numbers)

- Aandahl G, 877, 1015  
 Aaron J, 1939  
 Abbas N, 3263  
 Abbenhardt C, 39  
 Abdelfattah AM, 3257  
 Abdelhamed S, 1893  
 Abdissa TT, 1629  
 Abdul-Rahman PS, 4141  
 Abe A, 4223, 7219  
 Abe O, 4427  
 Abe S, 4595  
 Abe T, 203, 1989, 3125, 5205  
 Abecassis J, 3489  
 Abel F, 3845  
 Abergel A, 7247  
 Abern MR, 2405  
 Abiko Y, 1701  
 Abili M, 623  
 Abrate M, 4377  
 Absenger M, 2883  
 Abu R, 1663  
 Abuzenadah AM, 1355, 1873  
 Achel DG, 1913  
 Achimaş-Cadariu P, 413  
 Acquafondata C, 2195  
 Actis AB, 5579  
 Adachi M, 585, 2907, 5729  
 Adamson M, 6779  
 Adenan MI, 4141  
 Aderhold C, 4929, 7061  
 Adhikari S, 6731  
 Adhim Z, 3365  
 Affonso Jr RJ, 5599  
 Agarwal A, 6775  
 Agarwal M, 4189  
 Aggarwal BB, 6791  
 Aghazarian M, 5001  
 Agnese D, 5075  
 Agostinelli S, 3303, 5075  
 Aguzzoli L, 4377  
 Ahler CB, 7207  
 Ahmad M, 3493  
 Ahmadova Z, 2123  
 Ahmed M, 1141  
 Ahn C-H, 6951  
 Ahn H, 333, 5723  
 Ahn J-O, 4839  
 Ahn M-J, 707  
 Ahn SD, 333, 5715  
 Ahn S-J, 2517, 4939  
 Ahn WS, 4657  
 Aho S, 7247  
 Aiba H, 3721  
 Aibe N, 7373, 7383  
 Aishima S, 4207, 5313  
 Aizawa T, 4427  
 Ajiki T, 2203  
 Akada J, 4807  
 Akagi Y, 4569, 4633, 6655  
 Akaike M, 2303  
 Akashi K, 215, 2035  
 Akhavan-Sigari R, 623  
 Akiba T, 191, 4195  
 Akino Y, 7389  
 Akinwande O, 7239  
 Akira M, 2023  
 Akito N, 2303  
 Akiyama Hironori, 2015, 3077, 4433  
 Akiyama Hirotoshi, 4267  
 Akiyama S-I, 4767  
 Akiyoshi K, 1053  
 Akiyoshi T, 221  
 Akkaya N, 753  
 Akladios CY, 5017  
 Akman T, 4329  
 Akutagawa M, 4709  
 Al Sarraj S, 6919  
 Alakus H, 3313  
 Alayoubi AY, 2715  
 Albasri A, 3969  
 Alberdi C, 5537  
 Albers P, 2459  
 Albo G, 5585  
 Alcântara DDFA, 6405  
 Alcaraz M, 1913  
 Alcaraz-Saura M, 1913  
 Alegre MM, 2145  
 Alexius-Lindgren M, 3867  
 Alfieri R, 7455  
 Alfonso A, 3347  
 Algaba R, 5517  
 Al-Hokbany N, 6547  
 Ali DA, 81  
 Ali I, 5439  
 Alibert C, 575  
 Aljammaz I, 6547  
 Alkahtani SH, 2967  
 Alkatout I, 3607  
 Al-Maghrabi JA, 1873  
 Al-Muderis O, 3663  
 Alonso DF, 4761  
 Al-Otaibi B, 6547  
 Al-Qahtani MH, 1355, 1873  
 Alscher MD, 3647  
 Alsner J, 6297  
 Al-Thubaity F, 1355  
 Amado F, 735  
 Amano O, 1743  
 Amano R, 2399  
 Amano R, 899, 2399  
 Amano S, 3131  
 Amaral L, 1737  
 Amaro T, 735  
 Ambicka A, 4819  
 Ambrogi F, 1307  
 Ambrosini-Spaltro A, 3067  
 Ameer F, 4077  
 Amendola F, 6785  
 Amer S, 6547  
 Amoroso L, 2477, 5263  
 Anai H, 1947  
 Ananthula S, 2715  
 Ancona E, 7455  
 Andera L, 3557  
 Andergassen U, 1079  
 Andersen RF, 845  
 Andersson E, 3867  
 Andersson R, 3905, 5269  
 Ando K, 3911, 4207, 4307, 5421, 6397, 7227  
 Ando S, 3365  
 Andoh H, 195  
 André S, 3991, 5429  
 Angelo K, 877, 6641  
 Angelopoulou MK, 6717  
 Angiero F, 2533  
 Angioni A, 7449  
 Angioni S, 2497  
 Angouridakis N, 6495  
 Anner P, 6647  
 Ansari D, 3905, 5269  
 Ansari SA, 1563  
 Anselmi E, 5083  
 Antoch G, 2459  
 Antoine M, 125, 3997  
 Antoine M, 3997  
 Antoniou GA, 2079  
 Antoniou SA, 2079  
 Antoniutti M, 5735  
 Antonsen SL, 679  
 Anuleejun S, 3925  
 Anwar S, 3793  
 Anyoji N, 4521  
 Aoki D, 585  
 Aoki M, 2541  
 Aono M, 1245  
 Aoyagi T, 5181, 6423  
 Aoyama H, 1771  
 Aoyama T, 2303  
 Aparisi F, 1959  
 Apostol S, 373  
 Apostolopoulos V, 3917  
 Aractingi S, 125  
 Arad A, 785  
 Aragona F, 937  
 Arai M, 6489  
 Arai T, 2029, 3583  
 Arakawa Y, 1953, 4789, 5187  
 Araki K, 3153  
 Arango B, 301  
 Arapandoni-Dadioti P, 3537  
 Araújo M, 1993  
 Araújo TMT, 6405  
 Arcaro KF, 2985  
 Arcoraci V, 5689  
 Ardizzoni A, 3185  
 Argyri E, 1021, 5749  
 Ariad S, 6565  
 Arias JI, 269  
 Arias V, 2789  
 Arif M, 2797  
 Arima K, 4767  
 Arimochi H, 4789  
 Arisawa C, 5683  
 Arisawa T, 5199  
 Arita S, 215, 2035  
 Ariyama H, 215, 2035  
 Armonis B, 23  
 Arnaut K, 3257  
 Arnes M, 2319  
 Aromando RF, 6381  
 Arooj M, 1563  
 Arrigo C, 5121  
 Arsenic R, 393, 401, 407  
 Arsov C, 2459



- Artioli F, 3185  
 Aruga A, 4747  
 Arzuman L, 541, 5453, 7077  
 Asami K, 2023  
 Asanoma M, 1953  
 Asanuma K, 933  
 Asao T, 3141, 3147  
 Asaoka H, 4415  
 Asari R, 2341  
 Aschelner AM, 6265  
 Asensio Sierra NM, 1287, 5105  
 Ashkan K, 6919  
 Ashraf S, 1563  
 Asif M, 1563  
 Assaf AT, 235  
 Atac A, 235  
 Atagi S, 2023  
 Atakilit A, 6945  
 Atanasov G, 6633  
 Athanasoula KC, 3083  
 Athar M, 5543  
 Atiyah HI, 1171  
 Atkins GJ, 7007  
 Aubard Y, 1213  
 Augustin F, 2559  
 Augustin M, 3675  
 Aurello P, 6283  
 Aurilio G, 6677  
 Austrian Breast and Colorectal Cancer Study Group (ABCSCG), 6767  
 Avan A, 435, 517  
 Avci N, 4329  
 Avital I, 6363  
 Aviv A, 785  
 Awale S, 1893  
 Awni WM, 3739  
 Ayabe T, 3137  
 Aydin K, 4463  
 Ayeah KNN, 3505  
 Aynaci E, 753  
 Ayuk F, 1779  
 Azijli K, 1493  
 Ba'Ssalamah A, 2377  
 Baba E, 215, 2035  
 Baba H, 915, 5529, 6655, 7227  
 Baba J-I, 5729  
 Baba M, 1771  
 Baba N, 7091  
 Baba Y, 5529  
 Bacalbasa N, 5563, 7303  
 Baccarani A, 3021  
 Bacchetti S, 2363  
 Baccos A, 2443  
 Bachinger A, 6609  
 Bachmann C, 6735  
 Bacigalupo A, 5075  
 Badakhshi H, 249  
 Badisa RB, 5447  
 Badisa VLD, 1601  
 Badr El-Din NK, 81  
 Bae JM, 6585  
 Bae JY, 6389  
 Baek S, 5755  
 Baert M, 6417  
 Baffini S, 1011  
 Bagnardi V, 6677  
 Bahar AS, 2255  
 Bai L-Y, 7319  
 Bai Q, 4649  
 Bairey O, 785  
 Bajetta E, 5657  
 Bajgar R, 4095  
 Bajraktari A, 967  
 Bajrovic A, 2555, 4351, 5221  
 Bakst RL, 4247  
 Balasubramanian R, 2985  
 Baldoni A, 363  
 Balescu I, 7303  
 Bălinișteanu B, 5413  
 Ballester M, 5671  
 Baltasar Sánchez A, 269  
 Baltin CTH, 3313  
 Ban H-J, 2517, 4939  
 Ban S, 159  
 Banaszczyk M, 2859  
 Bando H, 1967  
 Bando Y, 1953  
 Banerjee S, 2069  
 Bánfalvi G, 49  
 Bang Y-J, 4275, 6685  
 Bani MR, 829  
 Banno K, 585  
 Barbagallo I, 5051  
 Barbero M, 4345  
 Barbosa LA, 5397  
 Bareggi C, 7361  
 Baresic T, 319  
 Baron B, 4807  
 Barone R, 4153  
 Barros R, 2211  
 Bartels M, 6633  
 Barthakur U, 3793  
 Barthélémy P, 1483, 3579  
 Bartsch R, 227  
 Bartscht T, 2503, 3727, 4357, 6763  
 Bartuseviciute R, 7167  
 Basaran M, 4329  
 Basato S, 5735  
 Basdanis G, 4949  
 Bassanelli M, 363, 5241, 6265  
 Bassi C, 2899  
 Bassi N, 5735  
 Basso SMM, 319, 2363, 6663, 7263  
 Basso U, 5251  
 Bastian G, 1679  
 Batista Filho MM, 1993  
 Batistatou A, 4977  
 Bats A-S, 3211  
 Batsaikhan B-E, 995, 4217, 6339  
 Batsi O, 3537  
 Battastini AM, 1837  
 Battolla E, 7425  
 Bau D-T, 2263, 2951, 3731, 4109, 4963, 5481, 6711, 7001, 7039  
 Bauden MP, 3905, 5269  
 Bauer D, 2763  
 Bauer G, 1467, 5337  
 Bauer M, 3607  
 Bauknecht T, 239  
 Bavisotto CC, 4153  
 Bayoglu IV, 4329  
 Beale P, 541, 1923, 5453, 7077  
 Becerikli M, 7119  
 Becker M, 6459  
 Beckmann MW, 829, 5127  
 Befrits R, 2437  
 Begum N, 2249  
 Behery FA, 2715  
 Bekki Y, 4421  
 Bektic J, 307  
 Belgioia L, 5075  
 Belgrano V, 5689  
 Belkacem L, 4915  
 Benadiba M, 1901  
 Bendas G, 525  
 Bendrat K, 3647  
 Benesova L, 3205, 5193  
 Benjamin I, 7191  
 Bennett DT, 2145  
 Benson C, 3663  
 Benthin S, 985  
 Bentivegna A, 5351  
 Beppu T, 5529, 6655  
 Bergamasco L, 1219  
 Bergenfeldt M, 289  
 Berger Z, 3523  
 Bergerat J-P, 3579  
 Berk V, 4463  
 Berlth F, 3313  
 Bernal C, 5579  
 Bernard B, 7449  
 Bernard V, 2105, 2249, 5503  
 Bernardini S, 3303  
 Bernardo C, 735  
 Bernués M, 2311  
 Bersanelli M, 3185  
 Bertaccini A, 2443  
 Bertoglio S, 3197  
 Bertozzi S, 2363  
 Bertram A, 3293  
 Besalduch J, 2311  
 Betincova L, 327  
 Bezan A, 2709  
 Bhoola KD, 6925  
 Bianco N, 5657  
 Biasotto M, 7021  
 Bićanić A, 4005  
 Bienkowski M, 2859  
 Biersack H, 5503  
 Biganzoli E, 1307  
 Bigford G, 6991  
 Bighin C, 3715  
 Bilidas T, 4411  
 Binder S, 4095  
 Biondani P, 2395, 5657  
 Biondi E, 2525  
 Birk R, 4929  
 Birrer M, 811  
 Bisagni G, 1287, 5105  
 Bischoff H, 3707  
 Bista A, 5117  
 Björk J, 2437  
 Blanck O, 7309  
 Blank O, 5079, 5589  
 Blasi L, 2477, 5263  
 Bleidl D, 3197  
 Blessmann M, 235  
 Blohmer J-U, 385  
 Blomqvist C, 1193, 1201  
 Blondin D, 2459  
 Blons H, 3211  
 Bobek V, 2565, 3641

- Bobos M, 4949, 6495  
 Bobrov N, 4969  
 Bobrowska-Hägerstrand M, 3975  
 Bocca C, 1793  
 Bocco S, 2589  
 Bockhorn M, 4741  
 Bode-Lesniewska B, 3881, 6961  
 Bodnár M, 49  
 Bodurka D, 2349  
 Boemick P, 7071  
 Boesmans S, 1179  
 Bogani G, 5703  
 Bohlmann MK, 7071  
 Boiron L, 349  
 Bojková B, 4969  
 Bokemeyer C, 1779  
 Bokey L, 6505  
 Boku N, 5133  
 Bokulić T, 3861  
 Bolanča A, 1167, 3177, 3861  
 Bold RJ, 631  
 Bolek L, 4095  
 Bollito E, 7159  
 Bollschweiler E, 3313  
 Bologna A, 1287  
 Bolteus AJ, 6919  
 Bom H-S, 2517  
 Bomba A, 4969  
 Bonadonna P, 537  
 Bonanno L, 493  
 Bonaventura G, 4153  
 Bone Metastasis Prostate Cancer Group, 4415  
 Bonfeld CM, 5277, 7207  
 Bonetti A, 423  
 Boni C, 1287, 5105  
 Boot A, 1673  
 Boracchi P, 1307  
 Borbély J, 49  
 Borgfeldt C, 5147  
 Borghesi M, 2443  
 Borghi E, 443  
 Borojevic R, 1377  
 Borquez C, 6925  
 Borrmann M, 525  
 Bortlicek Z, 949, 3205, 5193, 7461  
 Bosch-Barrera J, 4323  
 Bosco G, 2899  
 Boscutti G, 487  
 Boselli F, 4345  
 Botana LM, 3347  
 Bottari A, 873  
 Bouchard A, 4733  
 Boucher S, 6747  
 Boukovinas I, 5649  
 Boulas P, 4665  
 Boulon M, 7247  
 Bournakis E, 1291  
 Bouros D, 3119  
 Boussios S, 6669  
 Bowtell DSL, 811  
 Boyer L, 7247  
 Boysen M, 6593  
 Bozkurt O, 4463  
 Bozzo F, 1793  
 Brabant G, 2249  
 Braeuning A, 4677  
 Brahmstaedt R, 289  
 Braicu EI, 249, 385, 393, 6725  
 Brammer I, 1779  
 Branca JJV, 3569  
 Brand C, 1377  
 Brandstetter A, 1227  
 Brankin B, 2851  
 Brauch H, 3647  
 Braun DP, 5439  
 Bravatà V, 2173  
 Bravin A, 5351  
 Bremnes RM, 4253  
 Bretz-Grenier M-F, 5017  
 Briasoulis E, 5649, 7443  
 Briganti A, 3225  
 Briganti T, 967  
 Brinkmann F, 3647  
 Brito AL, 1673  
 Brodsky AS, 3957  
 Brossat H, 3579  
 Brostjan C, 2377  
 Broul M, 3641  
 Brown JE, 2797  
 Brown N, 1643  
 Brożyna AA, 2735  
 Brucker S, 3851  
 Brucker SY, 6735  
 Bruha F, 7461  
 Bruha J, 1281, 7279  
 Bruland ØS, 3263  
 Brunese L, 4335  
 Brunet J, 4323  
 Brunetti AE, 3683  
 Brunocilla E, 2443  
 Bryant JL, 1637, 3505  
 Bucchieri F, 4153  
 Büchler MW, 767  
 Buchler T, 949  
 Buchner P, 3669  
 Buczkowski A, 3597  
 Budanec M, 3861  
 Budi L, 1275  
 Buentzel J, 943  
 Buggy DJ, 1321  
 Buhler L, 973  
 Buhmeida A, 1355  
 Bulbul M, 7315  
 Bulikova A, 2489  
 Bundschuh D, 7071  
 Burandt E, 2255  
 Burbano RMR, 6405  
 Burchardt M, 3475  
 Burczynska BB, 2239  
 Burdach S, 6431  
 Burger H, 6725  
 Burgy ML, 3579  
 Burrell MO, 7191  
 Busk M, 6297  
 Bussone R, 1219  
 Bustamante M, 3523  
 Buszek KR, 1643  
 Butkiewicz D, 2833  
 Butler H, 7267  
 Butler SA, 2239  
 Butler-Bowen H, 6775  
 Butuza C, 373  
 Buzzonetti L, 7449  
 Byler S, 1071  
 Byun SS, 3457  
 Cacchione A, 7449  
 Cafiero F, 3197  
 Cagol M, 7455  
 Caiazzo R, 3747  
 Caldana M, 5689  
 Calisti G, 6785  
 Calkins SM, 7357  
 Cammarata FP, 2173  
 Cammarota F, 1233  
 Campanella C, 4153  
 Campanino PP, 1219  
 Camporesi E, 2899  
 Canal F, 5735  
 Canessa PA, 2589, 7425  
 Cao G, 729  
 Cao H, 3243  
 Capella MA, 1441, 1843  
 Capitano U, 3225  
 Caplin ME, 9, 6601, 6861  
 Capodanno F, 4377  
 Capodanno I, 4377  
 Cappabianca S, 1011  
 Cappello F, 4153  
 Carai A, 7449  
 Carbonare LD, 1617  
 Carbonnelle D, 4797  
 Carella E, 5083  
 Carini F, 4153  
 Cariti G, 7345  
 Carmichael AR, 1147, 2797  
 Carola E, 5007  
 Caruso MG, 4775  
 Carvalho AL, 5057  
 Casal J, 1959  
 Casarin J, 5703  
 Casarotto A, 2899  
 Casolari L, 7425  
 Cassese R, 6913  
 Castillo J, 1913  
 Castillo L, 1609  
 Castinetti F, 2581  
 Castoro C, 5735, 7455  
 Castro VG, 3523  
 Catalano V, 575  
 Catena L, 5657  
 Cavaletti G, 483, 517, 5351  
 Cavaliere F, 1153  
 Cavallini F, 5735, 7455  
 Cavallini C, 1617  
 Cavanna L, 5083  
 Ceaușu RA, 1435, 5413  
 Cecchini R, 1127  
 Cefaro GA, 1207, 2525  
 Cegan M, 3641  
 Celakovsky P, 7431  
 Ceresa C, 483, 517, 5351  
 Čermáková P, 1115, 5555  
 Cermignani L, 5537  
 Cerna M, 1281  
 Cerullo C, 905  
 Cha W, 1731  
 Cha Y, 4275  
 Chabowski M, 4059  
 Chabrot P, 7247  
 Chae J-S, 4839  
 Chae YS, 2943  
 Chan C, 541, 5453  
 Chan S-Y, 1047  
 Chang C-S, 1811  
 Chang G-R, 3329  
 Chang H-K, 1301  
 Chang H-M, 5621

- Chang HW, 1449  
 Chang K-R, 1811  
 Chang S-J, 4161  
 Chang T-W, 5473  
 Chang W-S, 2263, 2951, 3731, 4109, 4963, 5481, 6711, 7001, 7039  
 Chanvorachote P, 295, 1931, 2231, 5495, 6573, 7111  
 Chao T-H, 3329  
 Chaotham C, 1931, 6573  
 Chapman M, 2087  
 Characiejus D, 2689  
 Charafe-Jauffret E, 177  
 Chatelut E, 465  
 Chatterjee S, 3493  
 Chaturvedi PK, 4657  
 Chaudhary AG, 1355, 1873  
 Chauffert B, 6417  
 Chaves ALF, 5397  
 Chaves MS, 3217  
 Chayahara N, 3337  
 Cheawchanwattana A, 7327  
 Checcucci V, 7345  
 Check D, 2413  
 Check JH, 2385, 2413  
 Chekan M, 2833  
 Chekerov R, 385  
 Chen A, 2211  
 Chen C-H, 3765  
 Chen Changguo, 1709  
 Chen Chen, 1785  
 Chen Chih-Yi, 5175  
 Chen Ching-Yuan, 2467  
 Chen C-J, 7319  
 Chen C-L, 3093  
 Chen C-S, 5643  
 Chen H-C, 1239  
 Chen H-J, 5175, 7001, 7039  
 Chen J, 2153, 3891  
 Chen J-S, 5029, 5661, 6755  
 Chen P-L, 3329  
 Chen S, 3357  
 Chen Shan-Chin, 7367  
 Chen Shin-Cheh, 1301  
 Chen Shuo-Chueh, 5175  
 Chen T-C, 5661, 6617  
 Chen T-W, 5029, 6617  
 Chen W, 6363  
 Chen W-C, 7001, 7039  
 Chen W-Y, 3329  
 Chen Xiang, 7091  
 Chen Xiaozhou, 117  
 Chen Xuhui, 4649  
 Chen Y, 1595  
 Chen Y-H, 6467  
 Chen Y-J, 1239  
 Chen Y-Y, 5029, 6617  
 Chen Z-F, 531  
 Chen Z-S, 4767  
 Cheng A-L, 1047  
 Cheng C, 6505  
 Cheng C-L, 2973, 5643  
 Cheng C-T, 5029, 6617  
 Cheng L-H, 729  
 Cheng T-L, 1801  
 Cheng T-Y, 2223  
 Cheng Y-W, 4013  
 Cheon J, 3457  
 Chéreau E, 177, 3997  
 Chew L, 7407  
 Chew MH, 7407  
 Chi S-Y, 1239  
 Chia WK, 7407  
 Chiablaem K, 1857  
 Chiang K-C, 5029, 6617  
 Chiara GB, 6663, 7263  
 Chiba T, 4231  
 Chie EK, 6685  
 Chien C-R, 5175  
 Chikakiyo M, 4709  
 Chikamoto A, 5529  
 Chinou I, 4797  
 Chiong H, 3523  
 Chiossi G, 4345  
 Chiu C-F, 7319  
 Chiu K-Y, 5643  
 Cho HR, 2135, 5389  
 Cho J, 4447  
 Cho JS, 3635  
 Cho MY, 3481  
 Cho YA, 3531  
 Cho YB, 3321  
 Cho Y-H, 4127  
 Choe JG, 4447  
 Choi C, 4939  
 Choi EY, 3189  
 Choi H, 707  
 Choi HS, 1409  
 Choi H-S, 2869  
 Choi J-I, 1829  
 Choi J-Y, 1449  
 Choi Min Gew, 6585  
 Choi Moon Gi, 4829, 4857  
 Choi N, 1295  
 Choi SH, 2135, 5389  
 Choi S-J, 707  
 Choi Y-D, 4939  
 Choi Y-J, 1829  
 Choi Y-L, 707  
 Chokshi S, 5543  
 Chosa E, 3137  
 Chou W-C, 5661, 6755  
 Christ D, 3489  
 Christen T, 2195  
 Christensen IJ, 679  
 Christopoulos P, 3083  
 Chrysikos D, 1227  
 Chu C-C, 3981  
 Chua W, 6505  
 Chun WJ, 5509  
 Chung BW, 7197  
 Chung DH, 2269  
 Chung J-G, 4161  
 Chung JH, 759  
 Chung JW, 1715  
 Chung SW, 3597  
 Chung W-K, 2517, 4939  
 Ciarimboli G, 547  
 Ciavattini A, 4345  
 Cicinelli E, 2497  
 Čičin-Šain L, 1167  
 Ciltas A, 4463  
 Cimino S, 5051  
 Cîmpean AM, 1435, 3439, 5413  
 Cinar P, 7357  
 Cinti Porto CR, 3501  
 Cioppa T, 5689  
 Ciortea R, 379  
 Cipolla C, 3271  
 Cittadini MC, 5579  
 Clemente N, 4345  
 Cleveland K, 3957  
 Coates J, 631  
 Coculescu M, 5413  
 Cocuzza P, 4281  
 Cody Iii HS, 1087  
 Coh Y-R, 4839  
 Cohen R, 2385, 2413  
 Colaço A, 7029  
 Colecchia M, 937, 1027  
 Collart F, 349  
 Collery P, 1679  
 Collery T, 1679  
 Collettini F, 4315  
 Colombo R, 3225  
 Colquhoun A, 1901  
 Combs SE, 7255  
 Comploj E, 3067  
 Concert C, 243, 4247  
 Conney AH, 3357  
 Constantinides CA, 7415  
 Conte P, 3657  
 Conti A, 873  
 Coppola C, 6785  
 Coradini D, 1307  
 Corbellini PF, 1837  
 Corbella F, 837  
 Cornaglia PM, 5579  
 Corominas-Faja B, 4323  
 Cortez A, 5671  
 Corvò R, 5075  
 Coschiera P, 575  
 Coskunpinar E, 753  
 Costa C, 735  
 Costa M, 1673  
 Costantini B, 5689  
 Costanza G, 3303  
 Costarelli L, 1153  
 Coumbos A, 6725  
 Coviello G, 4775  
 Cozza R, 7449  
 Cozzi G, 5585  
 Crippa R, 2533  
 Cristoforoni P, 4345  
 Croce MV, 5537  
 Croce S, 5017  
 Crocetti D, 5087, 6271  
 Cromi A, 5703  
 Crowe PJ, 6537  
 Cseh J, 1275  
 Cucinotta E, 2019, 5689  
 Cui X-X, 3357  
 Culliney BE, 243, 4247  
 Cunniffe C, 2851  
 Curé H, 5007  
 Curigliano G, 6677  
 Cutillo L, 1233  
 Cuyàs E, 4323  
 Czejka M, 3371, 3669  
 Czekajska-Chehab E, 3701  
 Czernobilsky B, 3303  
 Czyzewski K, 7379  
 D'Alonzo A, 3715  
 D'Angelo F, 6283  
 D'Angelo J, 1679  
 D'Antonio C, 5241  
 D'Aurizio F, 6663  
 D'Orazio N, 5051  
 Da Costa LJ, 1993  
 Da Costa RMG, 7029

- Da Cruz Paula A, 1427  
 Da Fonseca LM, 1441  
 Da Silva IDCG, 3501  
 Da Silva TM, 3217  
 Da Silva VA, 1441  
 Dabkeviciene D, 5295  
 Dahle J, 3263  
 Dahlem R, 2255  
 Dahlke M, 7309  
 Dai L-J, 729  
 Daiko H, 4391  
 Daily MF, 1709  
 Daino K, 2165  
 Dalhaug A, 877, 1015  
 Dalianis T, 639, 2369  
 Dallan I, 967  
 Dallol A, 1355  
 Dalprà L, 5351  
 Dalton HJ, 7191  
 Daly KP, 6775  
 Damaskos C, 6897  
 Damiano R, 3225  
 D'Andrea A, 4335  
 Dank M, 1275  
 Darai E, 3997, 5671  
 Darbre PD, 99  
 Darlin L, 5147  
 Darling-Reed S, 2763  
 Daskalopoulou D, 1021  
 Dasu A, 3563  
 Dator D, 3365  
 Datseris IE, 2571  
 Dauksa A, 5381  
 David S, 4153  
 Davis MR, 4649  
 De Albuquerque DM, 3217  
 De Assumpção PP, 6405  
 De Azambuja Ribeiro RIM, 5397  
 De Barros AP, 6405  
 De Becker A, 5517  
 De Braud F, 1027, 2395  
 De Cian F, 5689  
 De Felice F, 3747, 4673, 6913  
 De Gori A, 6271  
 De Grève J, 5517  
 De Iaco P, 5689  
 De Ioris MA, 7449  
 De Iulis F, 2477, 4287, 5263  
 De Kerckhove C, 4213  
 De Kerckhove M, 4213  
 De Lima PO, 605, 5397  
 De Luca S, 7159  
 De Magnis A, 7345  
 De Manzoni G, 5689  
 De Maria A, 3715  
 De Matos AJ, 2211  
 De Micco C, 2581  
 De Oliveira CAF, 6939  
 De Oliveira JT, 2211  
 De Oliveira Kleine JPF, 3501  
 De Oliveira Lima F, 2789  
 De Oliveira Silva D, 1901  
 De Palma G, 1011  
 De Renzis C, 873  
 De Ruyscher DKM, 7315  
 De Santis G, 3021  
 De Silvestri A, 837  
 De Souza CS, 5599  
 De Souza P, 6505  
 De Souza Viana L, 5599  
 De Stefano J, 683  
 De Toma G, 5087, 6271  
 De Vries A, 6767  
 Debski R, 7379  
 Dechet CB, 3067  
 Decoster L, 1179  
 Dede İ, 4329  
 Dedelaite M, 7167  
 Deguchi T, 3419  
 Dehou MF, 5517  
 Del Bufalo D, 3303  
 Del Bufalo F, 7449  
 Del Conte A, 319  
 Del Mastro L, 3715  
 Del Rio C, 269  
 Delahunt B, 6779  
 Delcuratolo S, 3683  
 Dell'Orto PG, 7361  
 Della Rocca C, 4069  
 Delou JM, 1441, 1843  
 Delpeuch A, 1573  
 Demachki S, 6405  
 Demečková V, 4969  
 Demichelis S, 5537  
 Demirci U, 4463  
 Demiri S, 1291  
 Den Otter W, 2689  
 Denadai MVA, 5599  
 Denaro N, 6887  
 Dendooven A, 7315  
 Denecke T, 4315  
 Deng X, 715  
 Denichilo M, 7007  
 Denk H, 2883  
 Deppert W, 7045  
 Derenzini E, 5121  
 Desbiens C, 1183  
 Descallar J, 6505  
 Desmaele D, 1679  
 Dessanti P, 2589, 7425  
 Deutsch A, 557  
 Dhanireddy B, 4247  
 Dharmawardhane S, 1609  
 Dharuman Y, 2357  
 Di Cicilia R, 5083  
 Di Felice M, 2525  
 Di Franco R, 1011  
 Di Giandomenico E, 2525  
 Di Giorgio A, 3683, 5689  
 Di Lenarda R, 7021  
 Di Liberto R, 837  
 Di Naro E, 5703  
 Di Nicola M, 1207, 2525  
 Di Pietro G, 3217  
 Di Rosa A, 5051  
 Di Sebastiano P, 2525  
 Di Tano A, 2899  
 Di Tommaso M, 2525  
 Dian D, 1079  
 Dibenedetto G, 937  
 Dieci MV, 3657  
 Dienemann H, 3707  
 Diepstraten SCE, 1087  
 Dima S, 7303  
 Dima SO, 5563  
 Dimberg J, 147  
 Dimitrakakis C, 1227  
 Dimopoulos M-A, 1227, 5111, 5649  
 Dimopoulos P, 7415  
 Diorio C, 1183  
 Diouf M, 6417  
 Dipaola RS, 3357  
 Dippon J, 3647  
 Dittrich C, 3371  
 Dmoszyńska-Graniczka M, 6473  
 Dobo C, 2789  
 Doey L, 6919  
 Doherty B, 503  
 Doi K, 4489, 4551  
 Doi T, 3583  
 Doki Y, 2427, 3169, 5357, 7389  
 Dolapcsiev K, 2437  
 Doldo E, 3303  
 Doležal J, 3689  
 Doležel M, 3689, 5555  
 Dominici M, 3657  
 Donadello N, 5703  
 Donatelli L, 1617  
 Dongol RM, 6731  
 Donizy P, 3113  
 Donovan LK, 6919  
 Doran P, 1321  
 Dos Santos AA, 6939  
 Dos Santos FV, 5397  
 Dos Santos HB, 5397  
 Douek M, 1141  
 Dowell J, 5543  
 Dozin B, 3715  
 Drebber U, 3313, 4457  
 Drosos AA, 6669  
 Drzeżga A, 4457  
 Du P, 6515  
 Duan T, 683  
 Dudczak R, 791, 6647  
 Dudek AZ, 2405, 5001  
 Duechler M, 2811  
 Durán MA, 2311  
 Durand W, 3957  
 Durando M, 1219  
 Duras P, 7279  
 Durnali A, 4463  
 Durrant LG, 3969  
 Dusek L, 949  
 Duval C, 6747  
 Duvander A, 6973  
 Dvořánková B, 3991  
 Dy D, 3365  
 Dyomin V, 745  
 Dziegala M, 3113  
 Dziegiel P, 3113, 3811, 4029, 4059, 4819, 6763  
 Džombeta T, 2291  
 Ebara T, 5099  
 Ecimovic P, 1321  
 Eckhard L, 6459  
 Edgren M, 2801  
 Edwards RP, 7191  
 Efremidis A, 1291  
 Egawa Y, 4595  
 Egawa-Takata T, 3589  
 Eguchi H, 5357  
 Eguchi S, 6655  
 Ehara H, 3419  
 Ehrenfeld P, 6925  
 Eichelberg C, 2255  
 Eiffler-Lima VL, 1837  
 Eisenhut A, 2377  
 Eisterer W, 6767

- Ek F, 5269  
Ekenel M, 4329  
Ekyalongo RC, 3337  
El Ashry ES, 1367  
El Sayed KA, 2715  
El Sharouni SY, 7315  
Elbahesh E, 1507  
El-Dein MA, 81  
Eleftheraki AG, 4949  
Eller A, 3831  
Ellermeier C, 3957  
Ellinger J, 665  
El-Maarri O, 5381  
El-Modir A, 3793  
Elnaggar A, 2145  
Elvang Jensen H, 6315  
Ema A, 259  
Emi Y, 6655  
Emmanuele C, 937  
Emoto T, 4709  
Emoto Y, 1347  
Emri M, 49  
Endo C, 651  
Endo I, 2421, 4267, 5547  
Endo Y, 4583  
Endzinas Z, 5381  
Engblom C, 3975  
Engelholm S-A, 679  
Engelmann BJ, 509  
Engljähringer K, 877  
Engström W, 3867  
Enomoto H, 191  
Enomoto T, 6749  
Enomoto Y, 3917  
Ensako T, 3125  
Eo JS, 4447  
Epplen JT, 7119  
Erben P, 7061  
Erfan J, 1275  
Eriksson D, 3875  
Eriksson E, 2437  
Ermani M, 7263  
Erroi F, 5735  
Esaki T, 215, 2035  
Esbah O, 4463  
Escandar S, 3523  
Escobar M, 301  
Eskelinen M, 1269, 5677  
Eto H, 1989, 5205  
Eto S, 4709  
Eucker J, 4899, 4909  
Evans SC, 3271  
Evdokiou A, 7007  
Evensen JF, 6593  
Evers JN, 2455, 2555  
Fabbrini MG, 4281  
Faber A, 4929, 7061  
Fábián K, 5593  
Facey COB, 1637  
Facomer F, 6663  
Fadhil W, 3969  
Fagnoni P, 7247  
Fagö-Olsen CL, 679  
Faisst S, 3647  
Fakhrian K, 7255  
Falandry C, 5007  
Falbo A, 4377  
Falcone A, 967  
Falcone R, 5241  
Falivene S, 1011, 1233  
Falk M, 797  
Fambrini M, 7345  
Fang Y, 4649  
Faria MF, 1427  
Farina F, 4153  
Farkouh A, 3669  
Farrell NP, 509  
Farsi HM, 1873  
Fasching PA, 829  
Fatigante L, 4281  
Faustino Rocha A, 7029  
Favaretto A, 493  
Favilla V, 5051  
Fedeli F, 2589, 7425  
Fehr MK, 4693  
Feller AC, 2105, 2249, 5503  
Fend F, 6735  
Feng X, 2185, 3251  
Ferencic Z, 7203  
Ferlosio A, 3303  
Fermeaux V, 1213  
Fernandes E, 3271  
Fernández L, 5537  
Fernando I, 3793  
Ferrazza P, 4281  
Ferreira JA, 735  
Ferrini G, 2525  
Ferro P, 2589, 7425  
Ferroni P, 1153  
Fetica B, 413  
Feun LG, 6991  
Fiala O, 3205, 5193, 7461  
Ficarra G, 3657  
Fichtl J, 4239, 7279  
Fiegl M, 2559  
Figueiró F, 1837  
Figueroa CD, 6925  
Filassi JR, 1099  
Filipits M, 1227  
Filippiadis DK, 23  
Filippone A, 2525  
Fillmore HL, 6919  
Findlay DM, 7007  
Fine T, 6951  
Finek J, 3205, 5193  
Fineman R, 785  
Fink D, 4693  
Fiorentini G, 575  
Fiorica JV, 7191  
Fiorot A, 5735  
Firvida JL, 1959  
Fischer D, 985  
Fisher C, 3663  
Fiutowski M, 3641  
Flanjak J, 7061  
Flejmer AM, 3563  
Fleming JB, 4685  
Fleres F, 2019, 5689  
Focchi GRA, 2789  
Föll JL, 6431  
Fondy TP, 2195  
Fonio P, 1219  
Fontana V, 7425  
Fonte C, 905  
Ford J-AE, 3597  
Förg T, 2123  
Formica V, 1153  
Formisano D, 1287  
Forte GI, 2173  
Fotinos A, 2095  
Fotopoulou C, 249, 385, 6725  
Foukas P, 6717  
Fountzilias G, 2571, 4949, 5649, 6495  
Fournier P-E, 349  
Fraggetta F, 937  
Franceschini MC, 7425  
Franekić J, 4005  
Franke N, 2433  
Franz C, 767  
Frasconi C, 349  
Fрати A, 3997  
Fredholm S, 5277, 7207  
Frega A, 4345  
Fregona D, 487  
Freitas R, 735  
Frejlich E, 3113  
Freyer G, 5007  
Fricke S, 4781  
Friedrich M, 7233  
Friedrich RE, 235, 3675, 7395  
Friedrichs K, 3647  
Friese K, 723, 1079  
Fritz DT, 2095  
Fritz P, 3647  
Fröbe A, 1167, 3861  
Froudarakis ME, 3119  
Fu C-K, 4963  
Fu R, 729  
Fu S, 2349  
Fu SW, 6363  
Fu WPC, 7407  
Fuchita H, 2755  
Fuchs B, 3881, 6961  
Fuchsova R, 327, 5217  
Fucic A, 7203  
Fujii M, 4849  
Fujii S-I, 3411  
Fujii T, 107, 221, 1255, 3141, 3147, 3775  
Fujii Y, 921, 5683  
Fujimori Y, 3061  
Fujimoto Y, 209  
Fujimoto-Muto M, 5729  
Fujimoto-Ouchi K, 613  
Fujino S, 4569  
Fujioka S, 4471, 4813  
Fujisawa M, 3365  
Fujisawa T, 221, 1255  
Fujita M, 3589  
Fujita S, 275, 7467  
Fujita T, 3781, 4201  
Fujita Y, 3419, 4201  
Fujitani K, 851, 5169  
Fujiwara H, 313, 2389  
Fujiwara M, 5755  
Fujiwara Y, 5163  
Fukino N, 3131  
Fukuchi M, 283, 915, 3623, 4293, 7473  
Fukuda K, 159, 3165  
Fukudome I, 5067  
Fukumoto M, 7185  
Fukumoto T, 2203  
Fukunaga M, 1967  
Fukuoka K, 3061  
Fukuoka M, 5211  
Fukuoka T, 2771  
Fukushige T, 7091  
Fukuzumi S, 4583  
Fulga V, 1435

- Fulop A, 413  
 Funakoshi Y, 3337  
 Furák J, 5593  
 Furugaki K, 613  
 Furukawa H, 851  
 Furukawa K, 5163  
 Furukawa M, 1983  
 Furukawa T, 4767  
 Furutani Y, 7185  
 Fusco A, 2497  
 Fuseler JW, 1171  
 Futagawa Y, 3789, 5163  
 Futami K, 4595  
 Gaab MR, 623  
 Gabata T, 5523  
 Gabius H-J, 3991, 5429  
 Gajda M, 1849  
 Gajović S, 2291  
 Gakhar G, 3981  
 Gakiopoulou H, 3537  
 Gál P, 3991  
 Galán P, 2311  
 Galassi B, 7361  
 Gallegos-Ruiz M, 435  
 Galli L, 967  
 Galmiche A, 6417  
 Galuppo R, 1709  
 Galvano F, 5051  
 Gambini D, 7361  
 Gammazza AM, 4153  
 Gampenrieder SP, 227  
 Gamulin M, 4005  
 Gan SH, 1563  
 Gandhi V, 6791  
 Gandini G, 1219  
 Gannon S, 7055  
 Garanzini E, 1027  
 Garberg L, 6973  
 Garcia-Foncillas J, 2991  
 Garcia-Hernandez J, 6601  
 García-Sánchez J, 1959  
 Gari MA, 1355, 1873  
 Garland CF, 1163  
 Garofalo M, 2443  
 Garona J, 4761  
 Garsetti D, 2095  
 Gärtner F, 735, 2211  
 Gasimli K, 249, 385  
 Gassiamis A, 6717  
 Gavrilov V, 6565  
 Gawthorpe S, 2797  
 Gebauer B, 4315  
 Gebauer F, 4741  
 Gebauer J, 5503  
 Gebauer N, 2105, 2249, 5503  
 Gedaly R, 1709  
 Geinitz H, 7255  
 Geisel D, 4315  
 Geisler C, 5277, 7207  
 Geldof AA, 517, 2689  
 Gelli MC, 4377  
 Gemperli R, 1099  
 Geng B, 531  
 Geng J, 2919  
 Genin A-S, 125  
 Genovesi D, 1207, 2525  
 Georgiou GK, 7443  
 Georgopoulos A, 3669  
 Georgoulas V, 5111  
 Gerbino A, 4153  
 Gergely L, 893  
 Gerger A, 2709  
 German North Eastern Society for Gynecological Oncology (NOGGO), 385  
 Gerteis A, 3647  
 Getoff N, 1343  
 Ghezzi F, 5703  
 Ghimire KB, 3855  
 Ghiringhello B, 4345  
 Ghobadi A, 5543  
 Ghoneum M, 81  
 Giacinti S, 6265  
 Gianelli U, 7361  
 Giannopoulou I, 3537  
 Giatromanolaki A, 3119  
 Gilardi MC, 2173  
 Gillet J-P, 503  
 Gillissen A, 2841  
 Giner V, 1959  
 Gintersdorfer S, 3371  
 Giofre SV, 5051  
 Giordani P, 575  
 Giordano A, 5087  
 Giorgio A, 6785  
 Giorgio V, 6785  
 Giovagnoli MR, 363  
 Giovannetti E, 435, 517  
 Giovinazzo D, 3197  
 Giovinazzo F, 2899  
 Gipponi M, 3197  
 Giraudi S, 3715  
 Gironés R, 1959  
 Giudici F, 7021  
 Giugliano FM, 1233  
 Giuliani J, 423  
 Gjerdrum L-M, 7207  
 Gjerdrum LMR, 5277  
 Gkioka E, 3083, 6691, 7415  
 Gkiozos I, 4665  
 Gliemroth J, 5079, 6763  
 Gloria NF, 1377  
 Glue C, 7207  
 Gnant M, 2377, 6767  
 Gniadecki R, 5277, 7207  
 Gnoni R, 1287, 5105  
 Go Y, 7129  
 Gocht A, 7045  
 Godar DE, 4993  
 Godin C, 6417  
 Goertz O, 777  
 Gogas H, 3083  
 Gogler-Pigłowska A, 2833  
 Goh CH, 7407  
 Goldbarg V, 1483  
 Goldgar S, 1071  
 Goldhirsch A, 6677  
 Goldschmidt N, 785  
 Goldstein D, 6537  
 Gollub W, 2105  
 Gomes DQ, 1993  
 Gomes TS, 2789  
 Gomez DE, 4761  
 Gonçalves M, 735  
 Gong J, 3917, 6353  
 Gong K, 715  
 Gonthier C, 5671  
 Gonzalez-Hormazabal P, 3523  
 González-Sistal A, 269  
 Goo JM, 2135  
 Goodin S, 3357  
 Gordon GB, 3739  
 Gorham ED, 1163  
 Gotanda Y, 4569  
 Goto A, 2029  
 Goto K, 695  
 Goto M, 851  
 Goto S, 4601  
 Gotoh S, 5683  
 Gotohda N, 4367, 4391  
 Gottesman M, 503  
 Goubar A, 3657  
 Goubran HA, 593  
 Gounaris A, 1387  
 Gourieux B, 1573, 6747  
 Grabarska A, 6473  
 Graf C, 829, 6459  
 Graffeo R, 6677  
 Graham A, 2001  
 Graidist P, 1333  
 Granström S, 3675  
 Grassi P, 1027, 2395  
 Grasso AAC, 5585  
 Gravante S, 4335  
 Graziani C, 7339  
 Grazioso Russi E, 6887  
 Green I, 4077  
 Green JE, 3807  
 Greil R, 227, 6767  
 Grendys EC, 7191  
 Griesser H, 5127  
 Grigoropoulos P, 1387  
 Grischke EM, 6735  
 Gröbe A, 235  
 Grønabæk K, 7207  
 Grover RK, 6791  
 Grubbs CJ, 6327  
 Gruenberger B, 3669  
 Guadagni F, 1153  
 Gualco M, 3197  
 Guarneri V, 3657  
 Guérin O, 5007  
 Guha-Thakurta N, 1939  
 Guimarães AC, 6405  
 Guiu B, 7247  
 Gulbinas A, 5381  
 Guleria S, 5001  
 Gundewar C, 3905  
 Gundling F, 2449  
 Gunsilius E, 2559  
 Gustavsson-Lilius M, 1193  
 Gwebu ET, 4135  
 Ha SW, 6685  
 Ha TK, 701  
 Haalck T, 3845  
 Habel P, 4899, 4909  
 Habermann JK, 2249  
 Habib G, 349  
 Habryka A, 2833  
 Hacibekiroglu I, 4463  
 Hack CC, 829  
 Hacker M, 791  
 Hafner M, 2123  
 Hagelgans A, 1723  
 Hägerstrand H, 3975  
 Hagiwara S, 5153  
 Hah JH, 1731  
 Hahn IF, 3493  
 Hajdu I, 49  
 Hajiyeva Y, 2123

- Hajós G, 1737  
 Hakamies-Blomqvist L, 1193, 1201  
 Hakariya T, 4261  
 Halamkova J, 949  
 Hallscheidt P, 1031  
 Halon A, 3113  
 Ham SK, 3321  
 Hamad SA, 1923  
 Hamaguchi M, 2755  
 Hamaguchi S, 2755  
 Hamaguchi T, 1053, 2029, 5037  
 Hamamoto Y, 4201  
 Hamano K, 7401  
 Hamed S, 349  
 Han B, 4299  
 Han J, 707  
 Han MW, 1449  
 Han S-W, 4275, 6685  
 Han W, 4275  
 Hanagiri T, 7185  
 Hanakova A, 4095  
 Hanaoka J, 1953  
 Hanazaki K, 5067, 7297  
 Hanker L, 985  
 Hao H, 5331  
 Hara H, 6705  
 Hara K, 909, 3623, 7473  
 Hara T, 7271  
 Hara Y, 4621  
 Harada J, 4869  
 Harada K, 5091  
 Harada N, 613  
 Harada Y, 2755  
 Haraguchi M, 4213  
 Harasim J, 2833  
 Hardel TT, 5503  
 Harms W, 4457  
 Harrison LB, 243, 4247  
 Hartke M, 4781  
 Hartmann A, 5127  
 Haruki K, 3789, 5163  
 Haruki T, 3153  
 Haruma K, 3759  
 Hasegawa H, 3411, 5169, 6919  
 Hasegawa K, 107  
 Hasegawa S, 2303  
 Hasegawa T, 2283, 2771  
 Hasegawa Y, 2907, 5211  
 Hashiguchi T, 4849, 7091  
 Hashimoto H, 1053  
 Hashimoto N, 61  
 Hashimoto S, 4021  
 Hashimoto Takahiro, 963, 1057, 2701  
 Hashimoto Tatsuya, 5695  
 Hashimoto Y, 1771  
 Hasselbacher K, 6627  
 Hata A, 275, 7467  
 Hatanaka M, 7091  
 Hatiboglu G, 1031  
 Hattori C, 1989, 5205  
 Hattori M, 69  
 Hattori S, 1865, 5021  
 Hau HM, 6633  
 Hau J, 6315  
 Haug A, 6647  
 Haugnes HS, 4253  
 Haukland E, 877, 1015, 6641  
 Hautmann SK, 5127  
 Hay S, 7007  
 Hayabuchi N, 203  
 Hayashi Hiroko, 7271  
 Hayashi Hiromitsu, 5529  
 Hayashi Katsuhiko 3105, 3721, 5569  
 Hayashi Kazuhiko, 867  
 Hayashi Kazunori, 1245  
 Hayashi Masataro, 7401  
 Hayashi Mikio, 1983  
 Hayashi T, 695  
 Hayashi Y, 7389  
 Haybaeck J, 819, 1519, 1553, 2883  
 Hayes D, 7239  
 Hazam CA, 3579  
 Hazama S, 195, 1967, 4201  
 He Y, 3357  
 Hebb MO, 4915  
 Heerboth S, 1071  
 Hegde S, 7339  
 Heidegger I, 307  
 Heidemann E, 3647  
 Heiland M, 235  
 Heinrichs S, 6627  
 Heinze VM, 5579  
 Heitland W, 2449  
 Hellberg D, 887  
 Helson L, 4733  
 Hendruschk S, 3293  
 Henes M, 3851  
 Henne-Bruns D, 3011  
 Henno S, 3799  
 Henry J-F, 2581  
 Heo SH, 3635  
 Herbert B-S, 5363  
 Herbrecht R, 6747  
 Herishanu Y, 785  
 Herlea V, 5563  
 Herranz M, 269  
 Herskind C, 1885  
 Herzog M, 2357  
 Hespanhol V, 2211  
 Hettwer K, 2357  
 Heublein S, 723  
 Hewett Y, 6731  
 Hibi K, 4121  
 Hida Y, 805  
 Hiester A, 2459  
 Higaki M, 4415  
 Higashi D, 4595  
 Higashi Y, 7091  
 Higashida M, 3759  
 Higashihara E, 4415  
 Higashijima J, 4709  
 Higgins SC, 6919  
 Higuchi K, 3053  
 Higuchi T, 283, 909, 3623, 7473  
 Hijikata H, 3517  
 Hildebrandt T, 829  
 Hilfrich R, 5127  
 Hill D, 1643  
 Hill DL, 6327  
 Hill GM, 4135  
 Hillon P, 7247  
 Hilmersson KS, 5269  
 Himei K, 5755  
 Hino K, 3125  
 Hinz U, 767  
 Hirai F, 927, 3825, 5743  
 Hirai T, 3759  
 Hirakata T, 221, 1255  
 Hirakata Y, 1261  
 Hirakawa K, 899, 2399, 2771, 3753, 7129  
 Hirano H, 1251, 3061, 7351  
 Hirano K, 4595  
 Hirano S, 805  
 Hirano T, 4529, 6489  
 Hirano Y, 4595  
 Hirao M, 5169  
 Hirashima K, 5529  
 Hirata H, 5357  
 Hirata I, 5199  
 Hirata K, 195  
 Hiratsuka J, 3759  
 Hirayama R, 2801  
 Hiroshima Y, 5547  
 Hirota M, 89  
 Hirota S, 5331  
 Hirvonen A, 3031  
 Hisada T, 2283  
 Hiyoshi Y, 7227  
 Hjelle LV, 4253  
 Ho ASW, 2957  
 Ho H-C, 2927, 5643  
 Ho S, 3597  
 Ho W-Y, 1801  
 Hoch S, 2433  
 Hoellen F, 985  
 Hoermann K, 7061  
 Hoerster J-C, 7071  
 Hoeschele JD, 417  
 Hofflich H, 1163  
 Hoffman RM, 7197  
 Hoffmann K, 767  
 Höfler G, 6767  
 Høgdall C, 679  
 Høgdall E, 679  
 Hogue J-C, 1183  
 Hoh BL, 565  
 Hohenfellner M, 1031  
 Holdenrieder S, 665, 2357  
 Hoken K, 2001  
 Hoken KD, 3739  
 Holm R, 859  
 Hölscher AH, 3313  
 Homa I, 3701  
 Homma S, 4849, 4869, 6353  
 Honda K, 3157  
 Honda M, 4391  
 Honda T, 4609  
 Hong B-S, 5723  
 Hong CC, 2095  
 Hong D, 2349  
 Hong D-P, 6389  
 Hong HK, 3321  
 Hong IK, 759  
 Hong J, 5723  
 Hong SH, 5709  
 Hong SK, 3457  
 Hong TT, 147  
 Honjyo H, 909, 3623, 7473  
 Honma Y, 5037  
 Honya K, 5181  
 Hoorens A, 5517  
 Horai T, 1975, 5153  
 Hori H, 4503, 4557, 4583, 4589, 4621

- Hori Y, 2203  
Horie K, 3419  
Horie S, 3153  
Horiike A, 1975, 5153  
Horikoshi H, 221  
Horikuchi F, 4767  
Hörmann K, 4929  
Hornicek FJ, 6423  
Horninger W, 307  
Hornung D, 5079, 5589, 7309  
Hornychová H, 1115  
Horsman MR, 6297  
Horváth Á, 1737  
Hosein PJ, 301  
Hosen N, 61  
Hoshi F, 651  
Hoshi H, 2509, 2997  
Hosoda M, 3819  
Hosokawa Y, 4391  
Hosoya K, 3153  
Hotta T, 2755  
Hou L-L, 5481  
Hou M-M, 2349  
Housman G, 1071  
Houssami N, 1087, 1219  
Houvenaeghel G, 177  
Hrašćan R, 4005  
Hsia T-C, 5175  
Hsia T-C, 7001, 7039  
Hsiao C-L, 3731, 4109, 5481, 6711  
Hsiao G, 4013  
Hsiao H, 6363  
Hsiao H-H, 7137  
Hsiao Y-C, 2467  
Hsieh B-T, 2467  
Hsieh C-Y, 7319  
Hsieh Y-H, 4109, 4963  
Hsu C-C, 5029  
Hsu C-H, 1047  
Hsu Cheng-Ming, 7137  
Hsu Chin-Mu, 7001, 7039  
Hsu C-M, 4109, 4963  
Hsu H-C, 6755  
Hsu H-W, 1239  
Hsu J-T, 5661  
Hsu S, 683, 6305  
Hsueh S, 1301  
Hu C-Y, 2349  
Hu G-F, 2113  
Hu KS, 243, 4247  
Hua K-T, 2223  
Huang C, 1239  
Huang Chung-Ying, 1239  
Huang Chung-Yu, 4109, 4963  
Huang E-Y, 1239  
Huang H, 3357  
Huang H-B, 2927  
Huang K-B, 531  
Huang K-M, 729  
Huang M, 729  
Huang P-J, 1801  
Huang W-K, 6755  
Huang W-S, 2467  
Huang Z, 117  
Huarriz M, 2991  
Huber J, 1031  
Huebner J, 39, 943  
Huland H, 2255  
Huleihel M, 745  
Humerickhouse R, 3739  
Hung J-H, 1801  
Hung S-K, 2927  
Hung Y-S, 5661  
Huo D, 5043  
Huovinen R, 1201  
Huq F, 541, 1923, 5453, 7077  
Hur J-M, 1829  
Hurta RAR, 6333  
Husmann M, 3881, 6961  
Huttenlocher S, 3727, 5079, 5589, 7309  
Hutzli Schaltegger CS, 4693  
Hvingel B, 2319  
Hwang T-L, 5661  
Hyšpler R, 3689  
Hyung WJ, 355  
Iacono G, 3715  
Iacovelli R, 1027  
Iadanza L, 1233  
Iatì G, 873  
Ibaragi S, 2113  
Ibe H, 4601  
Icard P, 973  
Ichihara H, 4701  
Ichikawa D, 313, 2389  
Ichimura S, 5181, 6423  
Ichimura Y, 1261  
Ichinose M, 5729  
Ichinose Y, 927, 3825, 5743  
Ida S, 4207, 5421  
Ide M, 3141  
Iera M, 6677  
Igarashi A, 5021  
Igarashi K, 5569  
Igawa T, 1983, 4261  
Igglezou M, 7443  
Iglesias J, 2311  
Ignat I, 385  
Iguchi T, 5357  
Ihm S-H, 4829, 4857  
Iida M, 585, 4201, 5729  
Iida S, 1821, 6443  
Iida T, 2417  
Iida Y, 5465  
Iijima M, 221, 1255  
Iijima S, 851  
Iino T, 933  
Iinuma T, 183  
Iizuka D, 2165  
Iizuka N, 4201  
Ijichi K, 2907  
Ikari N, 867  
Ikawa-Yoshida A, 5421  
Ikeda H, 3105  
Ikeda K, 3911  
Ikeda M, 4367  
Ikeda Takashi, 3391  
Ikeda Tetsuo, 4421, 5313  
Ikeda Totsihiko, 6481  
Ikeda Totsiyuki, 5465  
Ikegami T, 4307, 4421, 5313  
Ikegaya S, 5631  
Ikemoto T, 1953, 3403, 4789, 5187  
Ikeno H, 7373, 7383  
Ikoma H, 313, 2389, 4399  
Iles RK, 2239  
Iliakis T, 6717  
Ilyas M, 3969  
Im HJ, 5715  
Im S-A, 4275, 6685  
Imada T, 2303  
Imai D, 4421  
Imai K, 5529  
Imai Y, 159  
Imaizumi A, 69  
Imamura H, 851  
Imamura M, 3911  
Imamura Y, 5529  
Imano M, 851  
Imaoka T, 2165  
Imperiale A, 3579  
Improta G, 937  
Imura S, 1953, 3403, 4789, 5187  
Inaba K, 5091  
Inagawa H, 4497, 4609  
Inamasu E, 927, 3825, 5743  
Inanc M, 4463  
Inatani H, 3721  
Ingman W, 7007  
Innocenti P, 2525  
Inose T, 909  
Inoue Kayo, 2007, 2481, 3839, 5331  
Inoue Keiji, 4213  
Inoue Keisuke 3045  
Inoue M, 3165  
Inoue R, 4595  
Inoue Takahiro, 4577  
Inoue Tohru, 159  
Inoue Tomio, 183, 4439  
Inoue Tomoko, 4539, 4561  
Inoue Yasuhiro, 3425, 5321  
Inoue Yuka, 4201  
Inui T, 4577, 4583, 4589  
Ioannidou H-D, 6717  
Ionescu A, 385  
Iori A, 905  
Iqbal Z, 1563  
Irie J, 4213  
Isaka S, 1663  
Isbir T, 753  
Ishibashi H, 995  
Ishibashi K, 915  
Ishibashi N, 4427  
Ishibashi Y, 955  
Ishibashi Yoshiaki, 4569  
Ishibashi Yoshio, 4471, 4813  
Ishida H, 915, 4293  
Ishida T, 4421  
Ishigami K, 5313  
Ishigami S, 2727, 3431  
Ishiguro H, 7145  
Ishiguro T, 915  
Ishihara D, 243  
Ishihara M, 1743, 3543, 4877, 5405, 7271  
Ishihara S, 5465  
Ishii-Nozawa R, 5405  
Ishikawa D, 4789, 5187  
Ishikawa M, 4577  
Ishikawa S, 5229  
Ishikawa T, 4615  
Ishikura S, 4489, 4551  
Ishimoto T, 4399  
Ishioka J, 921, 5683  
Ishitobi M, 4311



- Ishitsuka K, 5287  
 Ishizuka M, 3617, 4223, 4583, 7219  
 Ishizuka T, 5199  
 Isobe T, 2035, 2755  
 Isohashi F, 7389  
 Italian Society of Colposcopy and Cervico-Vaginal Pathology (SICPCV), 4345  
 Itami J, 5091  
 Itaya N, 6705  
 Ito M, 3419, 6353  
 Ito S, 7227  
 Ito T, 1251, 3583, 7351  
 Ito Y, 5091  
 Itoh M, 2913  
 Itoh Y, 209, 7271  
 Itoiz ME, 6381  
 Iversen H, 2437  
 Iversen L, 7207  
 Iwabuchi M, 4021  
 Iwashashi S, 1953, 3403, 4789, 5187,  
 Iwai T, 613  
 Iwaihara Y, 4551  
 Iwama E, 215  
 Iwama K, 7373, 7383  
 Iwama T, 2509  
 Iwamoto S, 1967  
 Iwamura M, 3781  
 Iwasa S, 1053, 5037  
 Iwasaki Hiromichi, 5631, 7287  
 Iwasaki Hiroshi, 2541, 3073, 5159  
 Iwasaki Y, 3617  
 Iwase R, 5163  
 Iwase Y, 6481  
 Iwata T, 995, 4217, 4709, 6339  
 Iwaya S, 4021  
 Izbicki JR, 235, 4741  
 Izumi K, 2821, 5523, 6739  
 Izumida R, 4213  
 Jacob S, 1183  
 Jacobs JLL, 2689  
 Jacobsen F, 7119  
 Jacobson A, 243  
 Jacquemier J, 177  
 Jacquot C, 4797  
 Jaeger D, 6609  
 Jäger C, 239  
 Jahkola T, 1201  
 Jakobi H, 1031  
 Jakobsen A, 845  
 Jakopovic M, 477  
 Jakšić B, 3177, 3861  
 Jammet I, 1213  
 Jan Y-Y, 5029  
 Janarelli F, 1837  
 Janczak D, 4059  
 Jandrey EH, 1837  
 Jang B-H, 2869  
 Jang JH, 1037, 4299  
 Jang J-Y, 6685  
 Jang S-G, 2297, 3807  
 Jang SY, 4127  
 Janik K, 2859  
 Janka R, 3831  
 Jankowiak F, 2459  
 Janku F, 2349  
 Jara L, 3523  
 Järvenpää S, 1201  
 Jarzab A, 6473  
 Jasek E, 1849  
 Jasińska M, 1849  
 Jauri MH, 4141  
 Javor D, 791  
 Jazvić M, 3177  
 Jeleniewicz W, 6473  
 Jennings LK, 3891  
 Jentzsch T, 3881, 6961  
 Jeon EK, 5709  
 Jeon HM, 5613  
 Jeong I-G, 5723  
 Jeong J-U, 2517, 4939  
 Jeong JY, 2943  
 Jeong SJ, 3457  
 Jeong W, 811  
 Jeong Y, 5621  
 Jerry DJ, 2985  
 Jeschke U, 723, 1079  
 Jesenofsky R, 2123  
 Jewett A, 6363  
 Jezek P, 3511  
 Ji H, 367  
 Ji H-X, 4109, 5481  
 Ji J, 2185  
 Ji K, 1417  
 Jia H, 2185  
 Jia J, 2919  
 Jia S, 3251  
 Jia Y, 2185  
 Jian W, 3377, 3383  
 Jiang W, 715  
 Jiang WG, 1, 1417, 2185, 3251, 6515  
 Jiang Z, 1663  
 Jiao L, 2919  
 Jikoh T, 5133  
 Jin HJ, 3189  
 Jinnouchi S, 183, 4439  
 Jitpimolmard S, 7327  
 Jivrajani M, 7177  
 Jo M, 1829  
 Jo YS, 4657  
 Joekes S, 5579  
 Johansson L, 3875  
 John P, 7267  
 Johns J, 7327  
 Johns NP, 7327  
 Johnson CL, 6981  
 Johnson GL, 1629  
 Johnson LDS, 593  
 Johnson MA, 2985  
 Johnson RL, 811  
 Johnstone TC, 471  
 Jonaitis L, 7167  
 Jonat W, 3607  
 Jones G, 1167, 3861  
 Joo JH, 5715  
 Jorge CC, 605  
 Josefsson D, 3563  
 Jost E, 2745  
 Jóźwicki W, 2735  
 Juan Ó, 1959  
 Jud SM, 829  
 Judson I, 3663  
 Juhasz A, 893  
 Jukic Z, 7203  
 Jung C-K, 5613  
 Jung CW, 1037, 4299  
 Jung HA, 1037  
 Jung J, 4361  
 Jung JH, 2943  
 Jung NH, 5621  
 Jung S-M, 6617  
 Jung W-S, 4839  
 Juvonen E, 2325  
 Jwa E, 333  
 Kabarowski J, 3113  
 Kabashima A, 6655  
 Kacprzak G, 2565  
 Kadono Y, 2821, 5523, 6739  
 Kafiri G, 1401  
 Kaga K, 805  
 Kagawa N, 61  
 Kagaya H, 1743, 3543, 4877, 5405  
 Kageyama Y, 5683  
 Kai M, 69  
 Kaino S, 141, 4807  
 Kaito A, 4391  
 Kaji R, 275, 7467  
 Kajihara M, 4849, 6353  
 Kajita S, 6749  
 Kakeji Y, 3411, 3911, 6655  
 Kaklamanos I, 2079  
 Kaku Y, 1759  
 Kakugawa Y, 169  
 Kalábová H, 1115, 3689, 5555  
 Kaley K, 2547  
 Kalfert D, 7431  
 Kalogera E, 1387  
 Kalogera-Fountzila A, 5649  
 Kalogeras KT, 4949, 6495  
 Kamachi Y, 3073  
 Kamal MA, 1563  
 Kamata S, 5683  
 Kameda K, 4267  
 Kameyama K, 3419  
 Kamigaki S, 3583  
 Kamigaki T, 3411, 4601  
 Kamijo A, 4195  
 Kamijo Y, 4767  
 Kamiya N, 4267  
 Kan S, 4869, 6353  
 Kanai F, 4231  
 Kanai T, 5099  
 Kanamoto M, 1953  
 Kanamoto T, 3543, 4877, 5405  
 Kanatsouli K, 4411  
 Kanda Y, 1743  
 Kanekiyo S, 4201  
 Kaneko K, 5465  
 Kanekura T, 7091  
 Kanellis G, 5111  
 Kanemura N, 7271  
 Kang BW, 2943  
 Kang HS, 3807  
 Kang JG, 4829, 4857  
 Kang J-H, 5709  
 Kang MW, 355  
 Kang S-B, 1001  
 Kang S-K, 4839  
 Kang WK, 6585  
 Kang Y, 4685  
 Kanitez M, 4329

- Kannisto P, 5147  
 Kanno T, 1759  
 Kano H, 3131  
 Kanogawa N, 4231  
 Kao S-H, 6467  
 Kaplan MA, 4329  
 Kapp K, 6767  
 Kapuralin K, 2291  
 Karaca H, 4463  
 Karakitsos P, 23  
 Karanikas G, 791, 6647  
 Karasmanis I, 6495  
 Karatzas T, 6897  
 Karavasilis V, 5649  
 Karavitakis M, 2937  
 Kardamakias D, 23  
 Karim S, 1355, 1873  
 Kariya R, 1865  
 Karlson B-M, 289  
 Karpathiou G, 3119  
 Karstens JH, 2503  
 Kasahara S, 7271  
 Kasai T, 6289  
 Kasamatsu TO, 5091  
 Kasashima H, 899, 2771  
 Kase H, 4415  
 Kasem A, 1  
 Kashi R, 6951  
 Kashihara H, 995, 4217, 4709, 6339  
 Kashiwagi H, 955  
 Kassayová M, 4969  
 Katabi N, 2433  
 Katagi H, 4849  
 Kataja V, 3031  
 Katakami N, 275, 7467  
 Katakura Y, 3925  
 Katano M, 69, 3053, 3947, 4509, 4529  
 Kataoka Y, 3337  
 Kato H, 283, 4051, 7473  
 Kato K, 1053, 5037  
 Kato M, 3053, 3617  
 Kato R, 107  
 Kato S, 209  
 Kato Takashi, 89  
 Kato Takeshi, 195, 1967  
 Kato Taku, 3419  
 Kato Toshihide, 3141  
 Kato Y, 4367, 4391  
 Katoh H, 6749  
 Katsuya H, 5287  
 Katzenmaier E-M, 5429  
 Kauczok C-S, 5277  
 Kautiainen H, 1201  
 Kawada S, 4195  
 Kawaguchi T, 2023  
 Kawaguchi Y, 3517, 4627  
 Kawahara H, 191  
 Kawahara K, 4767  
 Kawai K, 5465, 7091  
 Kawajiri H, 3583  
 Kawakami K, 3419  
 Kawakami Y, 2541, 4201  
 Kawaki H, 5729  
 Kawamori J, 4427  
 Kawamura H, 5099  
 Kawamura Masahiko, 4471  
 Kawamura Masaki, 651  
 Kawamura Mikio, 3425  
 Kawamura T, 5199  
 Kawano K, 921  
 Kawano Y, 5153  
 Kawasaki A, 3131  
 Kawase R, 5021  
 Kawashima M, 5099  
 Kawauchi J, 169  
 Kaye J, 6951  
 Kaye SB, 2069  
 Kazuki K, 1245  
 Kechagioglou P, 1387  
 Keck T, 2249  
 Kedzia W, 4029  
 Keeratchamroen S, 1857  
 Keese M, 2123  
 Kehl S, 153  
 Kelekis AD, 23  
 Kelekis N, 23  
 Keller ET, 2821  
 Kelley RK, 7357  
 Kellokumpu-Lehtinen P-L, 1201, 2325, 4181  
 Kevalaite G, 7167  
 Khameneh A, 791  
 Khan KM, 1563  
 Khang SK, 5715  
 Khanzada ZS, 1  
 Khayat AS, 6405  
 Khazal KF, 6327  
 Khoa MT, 2455, 7309  
 Khor SC, 683  
 Khorsandi AS, 243, 4247  
 Ki SY, 3635  
 Kiang KMY, 2957  
 Kibe S, 4569  
 Kichikawa K, 1947  
 Kida K, 3131  
 Kida-Takaoka S, 6443  
 Kidokoro Y, 3153  
 Kiefer B, 2135  
 Kielan W, 3113  
 Kiełbus M, 6473  
 Kihara K, 921, 5683  
 Kijima N, 61  
 Kijima T, 5683  
 Kijima Y, 3431  
 Kikuchi M, 259, 6749  
 Kilic E, 4351, 5221  
 Kim A, 4127  
 Kim AK, 4985  
 Kim CH, 4127  
 Kim Cheol Su, 3481  
 Kim Choung Soo, 333, 5723  
 Kim Chul Sik, 4829, 4857  
 Kim Chulhan, 4447  
 Kim Chungyel, 4127  
 Kim CI, 3321  
 Kim Da Hye, 4087  
 Kim DC, 3531  
 Kim D-H, 1715  
 Kim DJ, 6951  
 Kim Dong Ho, 1829  
 Kim D-Y, 1001  
 Kim DY, 759  
 Kim E-K, 6389  
 Kim EY, 4985  
 Kim G, 1409  
 Kim GC, 1449  
 Kim Hark Kyun, 2297, 3807  
 Kim Hong Kwan, 707  
 Kim HS, 133  
 Kim HT, 3469  
 Kim Hwa Jung, 5723  
 Kim Hyun Jung, 3189  
 Kim I, 3557  
 Kim IY, 3481  
 Kim JG, 2943  
 Kim Jhingook, 707  
 Kim Ji Hae, 133  
 Kim Ji-Hoon, 5389  
 Kim Jin, 133, 1001, 6389  
 Kim JK, 4127  
 Kim JM, 4657  
 Kim Jong Hoon, 5621  
 Kim Jong-Ho, 4127  
 Kim Jong-Hyeok, 1001  
 Kim Joseph, 2297, 3807  
 Kim June, 1163  
 Kim Jungim, 2821  
 Kim JY, 1409  
 Kim Kihyun, 1037, 4299  
 Kim K-P, 5621  
 Kim K-S, 2517, 4939  
 Kim KW, 1715  
 Kim KY, 7197  
 Kim Kyubo, 6685  
 Kim MB, 7197  
 Kim ME, 701  
 Kim M-S, 5709  
 Kim MY, 1295  
 Kim N, 133  
 Kim NK, 3481, 6451  
 Kim NS, 5613  
 Kim Sang Yoon, 1449  
 Kim S-B, 811  
 Kim SC, 811  
 Kim Seog Young, 759  
 Kim Seok Jin, 1037, 4299  
 Kim Seong Who, 1449  
 Kim SH, 4829, 4857  
 Kim S-K, 3481  
 Kim S-N, 1001  
 Kim SO, 333  
 Kim Soo Jin, 1715  
 Kim S-S, 5509  
 Kim SS, 811  
 Kim Sun Whe, 6685  
 Kim Sung, 6585  
 Kim Sungeun, 4447  
 Kim T-K, 2153  
 Kim TW, 759  
 Kim T-Y, 4275, 6685  
 Kim Wan Seop, 1295  
 Kim Won Seog, 4299  
 Kim WW, 2943  
 Kim Y-C, 2517, 4939  
 Kim Yeon-Sil, 5709  
 Kim YI, 1715  
 Kim Y-M, 1001  
 Kim Yong-Sun, 4857  
 Kim YS, 333, 4361  
 Kim Y-T, 1001  
 Kim YW, 3481, 6451  
 Kimura H, 3105, 5569  
 Kimura K, 899, 2399  
 Kimura M, 7145  
 Kimura Tadashi, 3589  
 Kimura Toru, 3039, 6877  
 Kimura Toshihiro, 3589  
 Kimura Y, 4207, 5421  
 Kinashi Y, 4503  
 King A, 6919

- Kinoshita H, 2771  
 Kinoshita M, 61  
 Kinoshita S, 4869  
 Kinoshita Taira, 4391  
 Kinoshita Takahiro, 4367, 4391  
 Kinoshita Teruhiko, 221  
 Kinoshita Y, 1347  
 Kinugasa T, 4569, 4633  
 Kioi M, 5729  
 Kirn V, 723  
 Kirsch M, 3293  
 Kirschnick M, 4677  
 Kirveliëne V, 5295  
 Kishi S, 5631, 7287  
 Kishi T, 4621  
 Kishikawa J, 5465  
 Kishimoto K, 2113, 2755  
 Kisková T, 4969  
 Kiss I, 949, 2489  
 Kissova J, 2489  
 Kisu I, 585  
 Kita J, 3617  
 Kita R, 3039, 6877  
 Kita Y, 2727, 3431  
 Kitagawa H, 5067, 7297  
 Kitagawa J, 7271  
 Kitagawa T, 4807  
 Kitagawa Yasuhide, 2821, 6739  
 Kitagawa Yuko, 1751  
 Kitaguchi M, 5091  
 Kitahara S, 5683  
 Kitaichi K, 7271  
 Kitaichi M, 2023  
 Kitajima M, 1751, 4213  
 Kitajima T, 5321  
 Kitamura Y, 867  
 Kitanaka C, 4723  
 Kitano H, 695  
 Kitao H, 5421  
 Kitas GD, 1147  
 Kitayama J, 5465  
 Kitsos G, 4977  
 Kittaneh M, 301  
 Kitzmueller M, 3371  
 Kiudelis G, 7167  
 Kiyota A, 3947, 4509, 4529  
 Kiyota N, 3337  
 Kizaki T, 1251, 7351  
 Klass D, 3597  
 Kleeberg U, 943  
 Kleinerman E, 1939  
 Klinge U, 2745  
 Klopfer K, 6779  
 Klouvas G, 5649  
 Klutmann S, 3845  
 Kluwe L, 235  
 Knobloch TJ, 3285  
 Knuth A, 4693  
 Ko AH, 3629  
 Ko J-L, 2973, 5643  
 Ko S, 1239  
 Ko S-G, 2869  
 Koba N, 2755  
 Kobayashi E, 3589  
 Kobayashi H, 4747  
 Kobayashi K, 5091  
 Kobayashi M, 5067, 5321, 7297  
 Kobayashi R, 7271  
 Kobayashi T, 7401  
 Kobierzycki C, 3811, 4029  
 Kobrouly L, 2239  
 Kocar M, 4329  
 Koch J, 6315  
 Koch MC, 525, 5127  
 Kocher F, 2559  
 Koda K, 5547  
 Kodani Y, 5021  
 Kofteridis DP, 4411  
 Koga F, 5683  
 Koga Y, 169  
 Koh KN, 5715  
 Koh Y, 2779  
 Kohchi C, 4497  
 Köhler C, 401  
 Koido S, 3917, 4849, 4869, 6353  
 Koivu L, 6581  
 Kojima S, 5021  
 Kojo M, 3825  
 Kokakis I, 23  
 Kolarova H, 4095  
 Kölbl AC, 1079  
 Kollár J, 49  
 Kolostova K, 2565, 3641  
 Komatsu S, 313, 2389  
 Komekado H, 3039  
 Komine K, 3165  
 Komiyama K, 1701  
 Komoda M, 2035  
 Komoike Y, 3583  
 Konaka H, 2821, 6739  
 Kondo S, 671  
 Kondo Takashi, 651, 1821  
 Kondo Takashige, 4601  
 Kondoh N, 5729  
 Konishi H, 313, 2389  
 Konishi M, 4367, 4391  
 Konsil J, 7327  
 Konstantopoulos K, 6717  
 Kontopodis E, 4411  
 Konya J, 893  
 Kopitz J, 5429  
 Koplmlüller R, 6767  
 Korhonen R, 5677  
 Korkolopoulou P, 6717  
 Kornmann M, 3011  
 Korobko IV, 2315  
 Kosaka M, 4213  
 Kosaka Y, 259, 6749  
 Kosian P, 407  
 Koskas M, 5671  
 Kosma V-M, 3031  
 Kosmidis P, 5649  
 Kostakis A, 6897  
 Kostakis ID, 3083, 6691, 6897  
 Köster F, 7071  
 Kotb RR, 593, 5303  
 Koteswara Rao Y, 1811  
 Kotoula V, 2571, 4949, 5649, 6495  
 Kotsakis A, 5111  
 Kotsuma T, 2015, 2537, 3077, 4433, 5755  
 Kotteas EA, 4665  
 Koukourakis MI, 3119  
 Kouloulis V, 23  
 Koumakis G, 1291  
 Koumariou A, 4949  
 Kouraklis G, 3083, 6897  
 Koutsilieris M, 1401, 2937, 3083, 6691, 7415  
 Kouvaris JR, 23  
 Kovacic D, 2153  
 Koya N, 3947, 4509, 4529  
 Koyama H, 4311  
 Koyanagi Y, 7185  
 Krakowski I, 5007  
 Krämer B, 3851, 6735  
 Krämer S, 4457  
 Krawczyk P, 3701  
 Krawczyk Z, 2833  
 Krejsgaard T, 5277, 7207  
 Krenács T, 5593  
 Krenska A, 7379  
 Krikelis D, 2571, 6495  
 Krilić D, 3177  
 Kristiansen G, 665  
 Krivosshik AP, 3739  
 Kröger N, 1779  
 Krušlin B, 2291, 4005  
 Ku JM, 2869  
 Ku Y, 2203  
 Kuang X, 117  
 Kubatka P, 4969  
 Kubelac M-P, 413  
 Kubo K, 4577, 4583, 4589  
 Kubo M, 69  
 Kubo N, 899, 2399, 2771, 3753, 7129  
 Kuboi Y, 3131  
 Kubota H, 3759  
 Kubota K, 3617, 4223, 7219  
 Kubota T, 313, 2389  
 Kucera R, 327, 5217  
 Kuchiike D, 4577, 4583, 4589  
 Kücüköner M, 4463  
 Kudo Keita, 1975, 5153  
 Kudo Kenji, 867  
 Kuehn W, 6725  
 Kuehner I, 2377  
 Kueznik T, 2883  
 Kufferath I, 2883  
 Kühnöl CD, 6431  
 Kujala P, 4181  
 Kujovská-Krčmová L, 3689  
 Kukal J, 3511  
 Kulkeaw K, 4561  
 Kumagai H, 215  
 Kumagai Y, 915  
 Kumamoto T, 2421  
 Kumar A, 6981  
 Kümmel S, 385  
 Kummer S, 7233  
 Kumpers C, 2249  
 Kunami N, 5287  
 Kunihiro Y, 7401  
 Kunii E, 3517  
 Kunisaki C, 2303, 4267  
 Kuo H-Y, 3695  
 Kuo M-L, 2223  
 Kuo W-H, 4963  
 Kuo Y-C, 6755  
 Kup PG, 7255  
 Kupcinkas J, 7167  
 Kupcinkas L, 7167  
 Kurachi H, 2331, 4723  
 Kuraki T, 2755

- Kuramitsu Y, 141, 4807  
 Kuramoto M, 6655  
 Kuranami M, 259  
 Kurashige J, 5357  
 Kuribayashi K, 3061  
 Kurihara H, 4813  
 Kurita N, 995, 4217, 4709, 6339  
 Kuriu Y, 313, 2389  
 Kuroda D, 3411  
 Kurokawa Y, 851, 2427  
 Kuroki Masahide, 3925, 3937, 4481, 4615  
 Kuroki Motomu, 3925, 3937  
 Kurose K, 5021  
 Kurtz J-E, 1483  
 Kurzrock R, 1939, 2349  
 Kusaba H, 215, 2035  
 Kusić Z, 1167, 3177, 3861  
 Kust D, 3177  
 Kusuhara M, 2779  
 Kusumoto T, 4207  
 Kusunoki M, 3425, 5321  
 Kuwahara H, 6481  
 Kuwano H, 221, 283, 909, 1255, 3141, 3147, 3623, 3775, 4293, 7473  
 Kvietkauskaitė R, 5295  
 Kwon SY, 2517, 3807  
 Kwon T-K, 1731  
 Kydlicek T, 5217  
 Kyle AH, 6297  
 Kyrgias G, 23  
 Kyriakidis DA, 1387  
 Kyriakopoulos C, 301  
 Kyushu Study Group of Clinical Cancer (KSCC), 6655  
 La Croce G, 3225  
 La Farina F, 1153  
 La Sala GB, 4377  
 Labrinidis A, 7007  
 Lachaier E, 6417  
 Lah TT, 339  
 Lai C-C, 7137  
 Lai C-H, 1811  
 Lai C-K, 1811  
 Lai HC, 2807  
 Lai H-C, 2927  
 Lai I-L, 4717  
 Lambaudie E, 177  
 Lambertini M, 3715  
 Lambkin H, 2851  
 Lambrechts D, 5517  
 Lanci C, 2525  
 Landherr L, 1275  
 Lange CM, 4781  
 Langenbruch AK, 3675  
 Langer S, 777  
 Lanza R, 2477, 4287, 5263  
 Lanzarini E, 3523  
 Larkin J, 3663  
 Larsen RH, 3263  
 Lasithiotakis K, 2079  
 Laskaris S, 5749  
 Laterza F, 2525  
 Latinwo LM, 1601, 5447  
 Laurent-Puig P, 3211  
 Lauro S, 363, 1537, 5241  
 Laviolle B, 3799  
 Lavoué V, 3799  
 Lavrenkov K, 6565  
 Lawlor D, 503  
 Lawrenz B, 3851  
 Lazaris AC, 3537  
 Lázaro M, 1959  
 Lazarou A, 6725  
 Le DL, 3243  
 Le Duc G, 5351  
 Le Frere-Belda M-A, 3211  
 Leary M, 1071  
 Leblanc J, 1483  
 Lecuru F, 3211  
 Lee AT, 2095  
 Lee Carlin, 659, 6945  
 Lee Casey, 659, 6945  
 Lee C-C, 2927  
 Lee C-J, 3549, 6467  
 Lee CS, 6505  
 Lee D, 2957  
 Lee E, 4447  
 Lee GK, 2297  
 Lee HH, 5613  
 Lee HJ, 5509  
 Lee HK, 1715  
 Lee H-W, 4839  
 Lee HY, 707  
 Lee HYUK, 355  
 Lee Jae-Won, 5509  
 Lee Jae-Wook, 3447  
 Lee JC, 1449  
 Lee Jeeyun, 6585  
 Lee JH, 6585  
 Lee Ji Shin, 3635  
 Lee Jinseon, 707  
 Lee Jiyoung, 3447  
 Lee JK, 3469  
 Lee J-L, 333, 5723  
 Lee JM, 1715, 2135  
 Lee JO, 133  
 Lee J-S, 811  
 Lee Jun Sik, 701  
 Lee J-Y, 4127  
 Lee KH, 3469  
 Lee K-M, 3365  
 Lee KS, 707  
 Lee KT, 3469  
 Lee Kuan-Han, 1801  
 Lee Kyoo-Hyung, 5723  
 Lee MT, 6505  
 Lee O, 4013  
 Lee RJ, 3531  
 Lee Sang Ju, 759  
 Lee Sang Kil, 355  
 Lee SE, 3457  
 Lee Seong Jin, 4829, 4857  
 Lee Seung Jin, 759  
 Lee Shin, 5631  
 Lee Sinae, 4447  
 Lee SM, 2135  
 Lee S-M, 2551  
 Lee Soo Jung, 2943  
 Lee Soo Kyung, 133  
 Lee Sora, 2269  
 Lee Stacey, 659  
 Lee Su Jin, 6585  
 Lee Sun Joo, 1001  
 Lee T-H, 4717  
 Lee WY, 3321  
 Lee YB, 6951  
 Lee YC, 355  
 Lee Y-J, 5621  
 Lee YK, 4657  
 Lee Y-M, 4087  
 Lee YS, 5709  
 Lee Y-W, 1239  
 Lehnert H, 2249, 5503  
 Lehnhardt M, 7119  
 Leja M, 7167  
 Leman E, 5295  
 Lembessis P, 6691  
 Lemke J, 3011  
 Lena A, 4153  
 Lenglinger J, 2341  
 Leo C, 2589  
 Leo L, 2497  
 Leobon S, 1213  
 Leone A, 4153  
 Leong WQ, 7407  
 Leopizzi M, 4069  
 Leotsakos I, 7415  
 Lerner SP, 3377, 3383  
 Lesieur B, 3997  
 Leung GKK, 2957  
 Levaggi A, 3715  
 Leveque D, 1573, 1579, 6747  
 Levêque J, 3799  
 Levidou G, 6717  
 Levitt JM, 3377, 3383  
 Levy L, 443  
 Levy RS, 745  
 Lewis JB, 6305  
 Li D, 3357  
 Li Hong, 3531  
 Li Huiping, 6363  
 Li J, 3285  
 Li J-R, 2973, 5643  
 Li L-Y, 6711, 7319  
 Li QQ, 117  
 Li S-C, 2927  
 Li W, 2153, 3891  
 Li W-F, 3093  
 Li Xiaobei, 715  
 Li Xiaoran, 859  
 Li Xinhua, 4899, 4909  
 Li Xinqun, 4685  
 Li YY, 6991  
 Li Z, 243, 4247  
 Lian J-F, 4013  
 Liang H, 531  
 Liang J-A, 5175, 7001  
 Liang J-L, 1239  
 Liang S-J, 7001, 7039  
 Liang X, 117  
 Liao C-H, 4963, 5481  
 Liao C-L, 4161  
 Liao H-F, 2927  
 Liao Y-M, 7319  
 Liapis V, 7007  
 Liasko R, 4977  
 Lichtenegger W, 385  
 Lichtneckert M, 3371  
 Liebner C, 3293  
 Lien M-Y, 7319  
 Likhitwitayawuid K, 6573  
 Lim BO, 4087  
 Lim DH, 6585  
 Lim HS, 3635  
 Lim HY, 6585  
 Lim J-H, 4087  
 Lim NJ, 2297

- Lim S, 1829  
 Lim SH, 6505  
 Lim SY, 5509  
 Lin C-H, 2263  
 Lin CH-C, 3731  
 Lin Cheng-Chieh, 2263, 2951  
 Lin Chih-Che, 3093  
 Lin Ching-Chan, 7319  
 Lin Ching-Yun, 7319  
 Lin Chueh-Yu, 5473  
 Lin C-W, 1811  
 Lin H-C, 7137  
 Lin H-Y, 2927  
 Lin HY-H, 7137  
 Lin J-G, 4161  
 Lin J-J, 4161  
 Lin J-T, 2223  
 Lin K-C, 3731  
 Lin M-T, 2223  
 Lin P-H, 7319  
 Lin P-M, 7137  
 Lin S-F, 3765  
 Lin S-F, 7137  
 Lin T-L, 3093  
 Lin W, 243  
 Lin Y-C, 1301  
 Lin Y-J, 6467  
 Lin Y-Y, 3549, 6467  
 Lin Z, 2153  
 Lincet H, 973  
 Lind B, 2801  
 Lindal L, 7207  
 Lindgren T, 3875  
 Lindner C, 3647  
 Lindqvist C, 3975  
 Lindstedt I, 3867  
 Ling H, 557  
 Link A, 7167  
 Lippard SJ, 471  
 Lirdprapamongkol K, 1857  
 Lis GJ, 1849  
 Liska V, 1281, 7279  
 Litman T, 7207  
 Litta P, 2497  
 Litvan J, 5001  
 Litwin JA, 1849  
 Liu DM, 3597  
 Liu G, 2919  
 Liu Hongyu, 4899, 4909  
 Liu Huixian, 3981  
 Liu J, 367  
 Liu J-C, 2951  
 Liu J-Y, 3549, 6467  
 Liu L-C, 6711, 7319  
 Liu X, 2349  
 Liu Yan-Cheng, 531  
 Liu Yanlong, 367  
 Liu Yi-Chang, 3765, 7137  
 Liu Yue, 3357  
 Liu Y-W, 3093  
 Liu Y-Y, 5029  
 Liu Z, 2331  
 Lizama A, 6925  
 Lo Bello M, 4153  
 Lo Nigro C, 6887  
 Lo Re G, 6663, 7263  
 Lo Vasco VR, 4069  
 Lo Y-F, 1301  
 Loaiza-Bonilla A, 301  
 Locatelli E, 7361  
 Locatelli M, 6677  
 Lockwood P, 6305  
 Lodde M, 3067  
 Loehberg CR, 829  
 Loeser C, 39  
 Löfgren S, 147  
 Loh C-H, 4109  
 Lohneis P, 407  
 Lohri C, 4693  
 Londero AP, 2363  
 Longatto-Filho A, 3501  
 Longerich T, 767  
 Loperena Y, 1609  
 Lopes AG, 1441, 1843  
 Lopes C, 1427, 7029  
 Lopes P, 735  
 Lopez-Chavez A, 477  
 López-Marure R, 4039  
 López-Morata JA, 1913  
 Lord EM, 3293  
 Lorusso V, 3683  
 Loschi P, 3021  
 Louandre C, 6417  
 Loukides S, 5143  
 Loundou A, 349, 2581  
 Lovecchio JL, 7191  
 Lowe HIC, 1637, 3505  
 Lowery A, 2581  
 Lu C-H, 5661  
 Lu C-T, 7137  
 Lu D, 117  
 Lu J-T, 729  
 Lu K, 2349  
 Lu K-W, 4161  
 Lu L-C, 1047  
 Lu S-N, 3093  
 Lucchi L, 3185  
 Ludvikova M, 7431  
 Luedders DW, 7071  
 Lukač J, 1167  
 Lukas P, 6767  
 Łukawska M, 7151  
 Lukens JJ, 243  
 Lumachi F, 319, 2363, 6663, 7263  
 Lundvall L, 679  
 Lunghi A, 905  
 Luo Z, 117  
 Luoma M-L, 1193  
 Luparia A, 1219  
 Lur H-S, 5473  
 Lushington GH, 1643  
 Luukkaala T, 4181  
 Lux M, 3831  
 Lux MP, 829  
 Lydolph M, 679  
 Lymperi M, 1401  
 Lyraraki E, 4411  
 Lysak D, 7279  
 Lyttle C, 5043  
 Ma R, 2185  
 Ma Y, 117  
 Maass N, 3607  
 Maccaferri M, 3021  
 Maccio L, 3021  
 Macrì A, 2019, 5689  
 Madonia M, 5051  
 Maebayashi T, 4427  
 Maeda H, 5067, 7267  
 Maeda K, 899, 2399, 3753, 4201, 7129  
 Maeda N, 4201  
 Maeda S, 1947  
 Maeda Y, 4201  
 Maehara S-I, 141, 4807  
 Maehara Y, 141, 3911, 4207, 4307, 4421, 4807, 5313, 5421, 6397, 6655, 7227  
 Maekawa R, 4601  
 Maekawa T, 4595  
 Maeng CH, 1037  
 Maeno K, 3517  
 Mäenpää J, 2325  
 Magistri P, 6283  
 Magnaldi S, 791  
 Mahattanobon S, 1333  
 Maier P, 1885  
 Maiorana A, 3021  
 Maiuthed A, 7111  
 Majeed M, 4733  
 Maki K, 5695  
 Makino H, 4267  
 Makino T, 5523  
 Makita K, 4589  
 Makiyama A, 215  
 Makiyama C, 2035  
 Malfertheiner P, 7167  
 Malirova E, 7431  
 Malki A, 1367, 1563  
 Malleo G, 2899  
 Malleter M, 4797  
 Malter W, 4457  
 Malusecka E, 2833  
 Mammucari M, 1011  
 Man Y-G, 6363  
 Manabe S, 4615  
 Manan A, 1563  
 Mandair D, 9, 6601, 6861  
 Mandato VD, 4377  
 Mandel VD, 3021  
 Manferrari F, 2443  
 Manfredi M, 7159  
 Mangar D, 2899  
 Mangel L, 1275  
 Mannermaa A, 3031  
 Mannion C, 6363  
 Manolidis S, 243  
 Manolopoulos L, 5749  
 Manso L, 6925  
 Månsson C, 289  
 Mao FC, 3329  
 Maragoudakis P, 5749  
 Marcenaro M, 5075  
 Marchetti A, 2525  
 Marchetti P, 363, 1537, 5241, 6265  
 Marconi N, 5703  
 Margari N, 23  
 Margeotto FB, 5599  
 Mórián T, 49  
 Mariana T, 373  
 Marienfeld S, 39  
 Marino M, 2525  
 Marinopoulos S, 1227  
 Mariscotti G, 1219  
 Markatseli TE, 6669  
 Markou K, 6495  
 Marmé F, 6609  
 Marmiroli P, 483  
 Marnitz S, 401  
 Marques CR, 3217  
 Marques Filho MF, 3217

- Marques O, 1427  
 Márquez M, 5537  
 Marquez-Medina D, 4373  
 Marstrand T, 7207  
 Martella S, 6677  
 Martin DK, 3293  
 Martin RCG, 7239  
 Martin TA, 3251  
 Martin-Castillo B, 4323  
 Martin-Marco A, 4373  
 Martino MT, 2525  
 Martins AS, 2095  
 Martinucci MM, 5537  
 Martorana D, 3021  
 Martorana G, 2443  
 Marui E, 1261  
 Marulli A, 2525  
 Maruyama H, 4231  
 Maruyama R, 2755  
 Maruzzo M, 3663, 5251  
 Masada T, 1947  
 Masago K, 275, 7467  
 Masahiko W, 259  
 Masaki M, 2541  
 Mason J, 6363  
 Mason KA, 6981  
 Massani M, 5735  
 Massaro P, 837  
 Massimiani G, 1153  
 Massironi S, 7361  
 Mastronuzzi A, 7449  
 Masucci G, 2369  
 Masuda G, 2771  
 Masuda H, 5683  
 Masuda K, 585, 4557  
 Masuda M, 2303  
 Masuda N, 3583  
 Masuda T, 5529, 6397  
 Masui K, 2015, 2537, 3077, 4433  
 Masunaga S-I, 4503  
 Matej R, 3511  
 Mathelin C, 3579, 5017  
 Mathies M, 6973  
 Matikas A, 4411, 5111  
 Matkowski R, 3113, 3641  
 Matos D, 5599  
 Matsubara A, 695  
 Matsubara T, 933  
 Matsuda A, 4589  
 Matsuda C, 1967  
 Matsuda E, 4601  
 Matsuda G, 4267  
 Matsuda K, 1865  
 Matsuda S, 1751, 4213  
 Matsuda Y, 5631, 7287  
 Matsue Y, 1701  
 Matsui A, 1261  
 Matsui H, 4201  
 Matsui Y, 805  
 Matsumine A, 933  
 Matsumoto A, 955  
 Matsumoto H, 3759  
 Matsumoto K, 3053, 3781  
 Matsumoto M, 169, 2727, 3431  
 Matsumoto N, 995, 1701, 4709  
 Matsumoto T, 275, 4415  
 Matsumoto Y, 4701  
 Matsumura A, 2023  
 Matsumura S, 2331  
 Matsumura Y, 169  
 Matsuno S, 4117  
 Matsunobu T, 3157  
 Matsuo K, 5547  
 Matsuoka Y, 921, 3153, 4701, 5683  
 Matsushita K, 1251  
 Matsushita S, 69  
 Matsuura K, 2283  
 Matsuyama R, 2421  
 Matsuzaki H, 4551  
 Matsuzaki S, 3589  
 Matsuzaki T, 3391  
 Matteucci P, 6785  
 Matus CE, 6925  
 Matussek A, 147  
 Mauad EC, 5057  
 Maus M, 3313  
 Mautner V-F, 3675  
 Mauvieux L, 6747  
 Mavropoulou P, 5649  
 Mavroudis D, 4411  
 Mawrin C, 249  
 Max D, 6431  
 Mayerhoefer ME, 791, 6647  
 Maynard E, 1709  
 Mayr D, 723  
 Mazumder MEH, 541  
 Mazur L, 7151  
 Mazzaglia D, 3303  
 Mazzeo C, 2019  
 Mazzilli L, 2525  
 Mazzio E, 2763  
 Mazzola L, 2525  
 McCloud VV, 6305  
 McKeown BT, 6333  
 Mechler C, 153  
 Medina L, 745  
 Mege D, 349, 2581  
 Mehlhorn G, 5127  
 Mehta K, 6791  
 Meir Y, 2497  
 Meister M, 3707  
 Mekada E, 4615  
 Mekras D, 4949  
 Meksawan K, 295  
 Melato M, 7021  
 Melendez E, 1609  
 Melichar B, 949, 1115, 3689, 5555  
 Melino A, 1153  
 Mello Jr FAR, 6405  
 Melnic E, 5413  
 Mencialha A, 1127  
 Mendes FB, 1837  
 Menendez JA, 4323  
 Menschikowski M, 1723  
 Menton S, 153  
 Mentze M, 385  
 Merchan JR, 301  
 Merdad A, 1355  
 Meristoudis C, 23  
 Merlano MC, 6887  
 Merrill SJ, 4993  
 Merz H, 5503  
 Messa C, 2173  
 Messer RLW, 6305  
 Messing EM, 2405  
 Mette M, 4589  
 Meyer M, 4077  
 Mian C, 3067  
 Mian M, 2559, 5121, 6701  
 Miao C-E, 5481  
 Micaglio M, 7345  
 Micallef J, 2357  
 Michalopoulos V, 2937  
 Michalopoulou F, 1401  
 Micke O, 39, 943  
 Miglietta A, 1793  
 Mihailidis V, 3119  
 Mihu CM, 379  
 Mihu D, 379  
 Mijic A, 7203  
 Mikami K, 4595  
 Mikeš J, 4969  
 Miki Y, 1821  
 Milano A, 5241, 6265  
 Milanović D, 1885  
 Milanowski J, 3701  
 Milas L, 6981  
 Millan CA, 3093  
 Miller A, 7239  
 Miller DD, 2153, 3891  
 Mills GB, 811  
 Mimatsu K, 3131  
 Mimori K, 5357  
 Mina DA, 5447  
 Mina S, 1779  
 Minafra L, 2173  
 Minami H, 3337  
 Minami K, 4767  
 Minami Y, 107  
 Minamimoto R, 183, 4439  
 Minarik M, 3205, 5193, 7461  
 Minatani N, 259, 6749  
 Minatel E, 319  
 Minchinton AI, 6297  
 Mine T, 4213  
 Minner S, 2255  
 Minsat M, 177  
 Minutoli F, 873  
 Mirka H, 7279  
 Mirvis E, 6601  
 Mirza Z, 1873  
 Misawa T, 3789, 4849, 5163  
 Mishima H, 195, 1967  
 Mishra MN, 6345  
 Misuta K, 4267  
 Mita E, 5169  
 Mitchai M, 1865  
 Mitchell S, 3663  
 Mitsudo K, 5729  
 Mitsugi K, 215, 2035  
 Mitsumori N, 4471, 4813  
 Mitterhauser M, 791  
 Miura H, 4589  
 Miura K, 2755  
 Miwa K, 3153  
 Miwa S, 5569  
 Miyake JA, 1901  
 Miyake T, 4595  
 Miyake Y, 1967  
 Miyamoto H, 4267  
 Miyamoto N, 2755  
 Miyamoto S, 4615  
 Miyamoto T, 221, 1255  
 Miyamoto Y, 5529  
 Miyashiro T, 4877  
 Miyata H, 2427

- Miyata K, 4615  
Miyachi K, 3583  
Miyazaki M, 4595  
Miyazaki T, 283, 909, 3623, 7473  
Miyoshi Y, 3583  
Mizobe T, 4569  
Mizoguchi K, 7145  
Mizokami A, 2821, 6739  
Mizukawa N, 6443  
Mizuki Y, 4583  
Mizuno-Kamiya M, 5729  
Mizushima T, 3169  
Mizutani K, 3419  
Mlak R, 3701  
Mlineritsch B, 227  
Mochiki E, 915, 4293  
Mochizuki K, 5181, 6423  
Möckel J, 239  
Mogami T, 4869  
Mohanty C, 2801  
Mohd Mutalip SS, 4141  
Mohmaduvesh M, 6601  
Mohr SB, 1163  
Mohri Y, 3425, 5231  
Mohsen A, 1679  
Moinfar F, 819, 2883  
Moirogiorgou E, 1291  
Mojžiš J, 3991  
Mokbel K, 1  
Moldvay J, 5593  
Molinara E, 905  
Molkentine DP, 6981  
Molkentine JM, 6981  
Mollard J, 1213  
Molnár J, 1737  
Mondello P, 5121, 6701  
Monden K, 275  
Mönig SP, 3313  
Monk BJ, 7191  
Monnett MT, 1643  
Montag E, 1099  
Monteil J, 1213  
Montenegro RC, 6405  
Monteodorisio A, 2525  
Montesarchio L, 6785  
Montorsi F, 3225  
Monzani F, 4281  
Moon DG, 3457  
Moon DH, 759  
Moon E-Y, 3447  
Moon JW, 133  
Moon S, 6389  
Morais L, 1183  
Morales J, 1609  
Morange I, 2581  
Morbelli S, 5075  
Mordenti P, 5083  
Morgia G, 5051  
Morgül MH, 6633  
Mori K, 1821  
Mori M, 2427, 3169, 5357, 7389  
Mori R, 2421  
Morii T, 4557, 5181, 6423  
Morimoto A, 3589  
Morimoto M, 2023  
Morimoto S, 921, 5683  
Morimura R, 313, 2389, 4399  
Morine Y, 1953, 3403, 4789, 5187  
Morisaki T, 2771, 3947, 4509, 4529  
Morishita N, 3365  
Morita H, 3141, 3147, 3775  
Morita M, 3911, 4207, 4307, 5421, 6397, 7227  
Morita S, 3583, 4267  
Moritz R, 665  
Moriwaki H, 7271  
Moriya Y, 613  
Moriyama S, 921  
Morodomi Y, 3825  
Morota M, 5091  
Morreau H, 1673  
Morrero D, 1609  
Morucci G, 3569  
Moschini M, 3225  
Motohashi M, 5729  
Motomura K, 4311  
Motoshita J, 3053  
Motoyama T, 4231  
Moulin J-C, 6747  
Moulton K, 1071  
Mourad WF, 243, 4247  
Moussiolis D, 1227  
Mrčela I, 3861  
Mrówczyńska L, 3975  
Msaouel P, 1401, 2937, 7415  
Muallem MZ, 393, 401  
Muche S, 4677  
Muecke R, 39, 943  
Mueller MD, 455  
Muenstedt K, 39, 943  
Muffatti F, 5689  
Muggia F, 423, 551  
Muguruma K, 899, 2399, 2771, 3753, 7129  
Muilenburg D, 631  
Mukai R, 1771  
Mukensnabl P, 4239, 7461  
Mukohara T, 3337  
Mukudai Y, 671  
Mulazzani L, 575  
Muley TR, 3707  
Müller SC, 665  
Müller-Bütow V, 767  
Mundhenke C, 3607  
Mundhenke H, 3607  
Munekage E, 5067, 7297  
Munhoz AM, 1099  
Muniz LV, 5397  
Munzone E, 6677  
Muñoz J, 1959  
Murad GJA, 565  
Murakami H, 1975, 5133  
Murakami J, 6443, 7401  
Murakami N, 5091  
Murakami S, 2203, 2907  
Murakami T, 2801, 4267, 5547  
Muraki K, 1989, 5205  
Muramatsu K, 963, 1057, 2701  
Muramatsu Y, 5729  
Murano T, 183  
Murata A, 4415  
Murata Y, 1261  
Murayama Y, 313, 2389  
Mureşan D, 373  
Murgić J, 3177, 3861  
Muro K, 2029  
Muroi H, 4051  
Murono K, 5465  
Murphy JEJ, 7055  
Murray D, 1321  
Murray J, 7055  
Musa MA, 1601  
Muscatello L, 967  
Musio D, 3747, 4673, 6913  
Musleh M, 3523  
Muß C, 227  
Muszczyńska-Bernhard B, 3811, 4059  
Muto J, 805, 5313  
Muto M, 1011, 1233  
Muto P, 1011, 1233  
Mystakidou K, 23  
Naase M, 2239  
Nabeshima K, 2541, 3073  
Nacke B, 1723  
Nada A, 3739  
Nagahama K, 5683  
Nagahara H, 899, 2399, 3753  
Nagahara K, 6521  
Nagahara Y, 6521  
Nagai Y, 5529  
Nagamatsu H, 695  
Nagamatsu I, 69  
Nagamune H, 4521, 4627  
Naganawa K, 5729  
Naganawa S, 209  
Nagarajan N, 2095  
Nagasaka M, 5199  
Nagata K, 275, 5021  
Nagata N, 195  
Nagatomo M, 5159  
Nagele U, 307  
Nagy V, 2455  
Nahlik J, 7279  
Naing A, 2349  
Nair N, 6289  
Naito M, 2541, 3073, 5159  
Naito T, 1975  
Naitoh H, 915  
Naitoh K, 4601  
Nakabayashi Y, 2417  
Nakada K, 955, 4471  
Nakada-Kubota R, 805  
Nakagawa M, 4767  
Nakagawa S, 4701  
Nakagawa Y, 5199  
Nakajima G, 867  
Nakajima K, 2427, 4045  
Nakajima M, 283, 4051, 7473  
Nakajima TE, 1053  
Nakajima Y, 4045  
Nakamara S, 2015  
Nakamura H, 3153  
Nakamura Kanako, 585  
Nakamura Kazunori, 259  
Nakamura Kazuyasu, 89  
Nakamura Kazuyuki, 141, 4807  
Nakamura Kogenta, 89  
Nakamura Kunihide, 3137  
Nakamura Masafumi, 1765, 3125, 3759  
Nakamura Masaharu, 1771  
Nakamura N, 7271

- Nakamura S, 203, 1989,  
 3077, 4433, 5205, 5755,  
 7373, 7383  
 Nakamura Tomoki, 933  
 Nakamura Toru, 7287  
 Nakamura Y, 4201  
 Nakanishi I, 4583  
 Nakanishi M, 313, 2389  
 Nakanishi Y, 4539, 4561  
 Nakano K, 69, 3819  
 Nakano M, 215  
 Nakano S, 1785  
 Nakano T, 1759, 3061, 5099  
 Nakao M, 3517, 4201  
 Nakashima H, 1765, 3125,  
 3543, 4877, 5405  
 Nakashima R, 183  
 Nakashima T, 203, 209, 1989  
 Nakashima Y, 6397  
 Nakasho K, 3061, 7351  
 Nakata E, 4557  
 Nakayama T, 921, 3583,  
 4311  
 Nakazono S, 1663  
 Nakazuru S, 5169  
 Nam DH, 355  
 Nam HY, 1449  
 Nam J-H, 1001  
 Nam S-H, 3557  
 Nam SO, 4615  
 Nam T-K, 2517, 4939  
 Nambiar S, 7119  
 Namikawa T, 5067, 7297  
 Namiki M, 2821, 5523, 6739  
 Namiki Y, 6353  
 Nanjo H, 3165  
 Nano R, 837  
 Nanus D, 3981  
 Napathorn SC, 3925, 3937  
 Nara N, 2913  
 Naran A, 6925  
 Nardon C, 487  
 Narita M, 4021  
 Narjoz C, 3211  
 Narsanska A, 1281  
 Narumi Y, 4433  
 Narumiya K, 867  
 Naseer MI, 1563  
 Nasman A, 2369  
 Nasole E, 2899  
 Nasomyon T, 1333  
 Nasser S, 407  
 Nassir M, 249, 385, 393  
 Nasu A, 3039  
 Natsugoe S, 2727, 3431,  
 6655  
 Navo E, 4189  
 Nawata J, 4807  
 Nazzal S, 2715  
 Nedergaard L, 679  
 Neis F, 3851  
 Németh Z, 5593  
 Neri B, 905  
 Neri M, 2525  
 Neri TM, 3021  
 Nerlich A, 2449  
 Nesland JM, 859  
 Nessa MU, 541  
 Nessleris I, 3537  
 Neudorfer C, 3371  
 Neuenswander B, 1643  
 Neumann C, 4909  
 Neumeister P, 557  
 Nevill A, 2797  
 Nezos A, 7415  
 Ng W, 6505  
 Nguyen DM, 6991  
 Niazi AK, 2547  
 Nibu K-I, 3365  
 Nica C, 1435  
 Nicolas F, 3799  
 Nicolini G, 483, 5351  
 Nicos M, 3701  
 Nieber K, 2841  
 Nieder C, 877, 1015, 6641,  
 7255  
 Nielsen IØ, 5277  
 Niendorf A, 3647  
 Nightingale P, 2797  
 Nigri G, 6283  
 Niikawa H, 1821  
 Niimi A, 3517  
 Nikander R, 1193  
 Nikolaou A, 6495  
 Nikolidakis L, 6897  
 Nilsson A, 289  
 Nilsson N, 3563  
 Ninsontia C, 5495  
 Nintos G, 4411  
 Nishi K, 6481  
 Nishi M, 4709  
 Nishi R, 1657, 4885, 5487  
 Nishida H, 3105, 5569  
 Nishida T, 671, 7389  
 Nishijima N, 3039  
 Nishikata T, 4577, 4589  
 Nishikawa H, 3039, 6877  
 Nishikawa K, 955  
 Nishikawa T, 867  
 Nishikawa Y, 1701  
 Nishimiya H, 259, 6749  
 Nishimura M, 2165  
 Nishimura S, 4307  
 Nishimura T, 7373, 7383  
 Nishino T, 2541  
 Nishio J, 2541, 3073, 5159  
 Nishio M, 1975, 5153  
 Nishiofuku H, 1947  
 Nishitani H, 1053  
 Nishiyama K, 4311  
 Nishizaki T, 1759  
 Nishizawa H, 5153  
 Nishizawa Y, 4021, 4767  
 Nitsch E, 1779  
 Nitta H, 5529  
 Niu L, 6431  
 Nivsarkar M, 7177  
 Niwa R, 89  
 Noakes D, 3569  
 Noda H, 4415  
 Noda K, 4415  
 Nogami R, 5287  
 Nogami Y, 585  
 Noguti J, 1547  
 Noh D-Y, 4275  
 Noh SH, 355  
 Nojima T, 3105  
 Nojiri K, 2421  
 Nolè F, 6677  
 Nomata K, 1983  
 Nomura H, 2283  
 Nomura O, 169  
 Nonni A, 1387  
 Nor Rashid N, 6557  
 Nordfors C, 639, 2369  
 Noro A, 921, 5683  
 Norum J, 877, 1015  
 Nosaki K, 5743  
 Notarnicola M, 4775  
 Notsuda H, 651  
 Novelli E, 5657  
 Novi L, 6283  
 Novotny Z, 327  
 Nowak-Markwitz E, 4029  
 Numao N, 5683  
 Numata K, 2303  
 Nutahara K, 4415, 6705  
 Nuzzo A, 2525  
 Nwokedi E, 4189  
 Nygren P, 289  
 O'Hara R, 7239  
 O'Leary JJ, 503  
 O'Neill KL, 2145  
 Oba A, 4367  
 Oba K, 195, 1967  
 Obata S, 4261  
 Och W, 2859  
 Ochiai T, 313, 2389, 4399  
 Ochoa RE, 301  
 Oda H, 215  
 Oda T, 1663  
 Oda Y, 69, 3911, 4207, 6397  
 Odahara S, 6353  
 Odawara T, 4615  
 Odum N, 5277, 7207  
 Oelkrug C, 2841, 4781  
 Oexle H, 2559  
 Öfner D, 6767  
 Ofude M, 5523  
 Ogasawara S, 4231  
 Ogata H, 4051  
 Ogata K, 4293  
 Ogata Y, 6655  
 Ogawa H, 3169  
 Ogawa K, 7389  
 Ogawa T, 2907  
 Ogbureke KUE, 6305  
 Ogino M, 5331  
 Ogino S, 4399  
 Ogita M, 5755  
 Ogo A, 1765  
 Ogo E, 203, 1989, 5205  
 Oguchi K, 4893  
 Ogura K, 1893  
 Oguri T, 3517  
 Oh D-Y, 4275, 6685  
 Oh I-J, 2517, 4939  
 Oh J, 759  
 Oh MM, 3457  
 Oh SJ, 759  
 Ohara Y, 3039  
 Ohchi T, 4569  
 Ohe M, 2755  
 Ohe N, 2509  
 Ohi M, 3425  
 Ohira M, 899, 2399, 2771,  
 3753, 7129  
 Ohiwa R, 4021  
 Ohjimi H, 2541  
 Ohkubo H, 3517  
 Ohkubo K, 4583  
 Ohkubo Y, 4521



- Ohkura K, 4627  
 Ohkusa T, 4849, 4869, 6353  
 Ohmiya N, 5199  
 Ohne O, 6951  
 Ohnishi H, 6423  
 Ohno T, 4213, 4293, 5099  
 Ohshima T, 1771  
 Ohta T, 2331, 4723  
 Ohtaka K, 805  
 Ohtakara K, 2509, 2997  
 Ohtani H, 899, 2399, 3753  
 Ohtsu H, 4207  
 Ohtsuka K, 6423, 7467  
 Ohyama H, 3061  
 Ohyanagi F, 1975, 5153  
 Oida T, 3131  
 Oita M, 4621  
 Ojanguren-Garranz A, 4373  
 Oji Y, 61  
 Ojima H, 909  
 Oka K, 695  
 Oka M, 4201  
 Oka Y, 4569  
 Okabe Harumi, 7373, 7383  
 Okabe Hiromitsu, 5529  
 Okada K, 2427, 4195  
 Okada M, 4723  
 Okada S, 1865, 4601  
 Okada Y, 4117  
 Okamoto H, 5091  
 Okamoto K, 313, 2389, 4051  
 Okamoto M, 1771, 4201, 4869, 6353  
 Okamoto S, 805  
 Okamura T, 159  
 Okarvi S, 6547  
 Okazaki I, 5229  
 Okazaki T, 2203  
 Okegawa T, 4415, 6705  
 Oki E, 3911, 4207, 4307, 5421, 6397, 6655, 7227  
 Okigami M, 3425  
 Okimoto T, 2755  
 Okimura A, 1251, 7351  
 Okimura T, 1663  
 Okishio K, 2023  
 Okita N, 5037  
 Okita Y, 7129  
 Oksüzoglu B, 4463  
 Okubo M, 5199  
 Okuda C, 7467  
 Okudera M, 1701  
 Okugawa Y, 3425  
 Okui N, 2417  
 Okuma HS, 5037  
 Okumura H, 2727, 3431  
 Okuno K, 3045  
 Okuno T, 921, 5683  
 Okutani T, 2165  
 Okuyama Y, 195  
 Olariu S, 3439  
 Olbromski M, 4029, 4059, 4819  
 Oldenburg J, 5381  
 Olejar T, 3511  
 Olivares A, 1913  
 Oliveira DT, 605  
 Oliveira FL, 1377  
 Oliveira JS, 3217  
 Oliveira PA, 7029  
 Ollonen P, 1269, 5677  
 Olsson R, 5269  
 Oltulu YM, 753  
 Omarini C, 3657  
 Omoto I, 2727, 3431  
 Omura N, 955, 4471, 4813  
 Onda K, 6489  
 Onesti CE, 363, 1537, 5241  
 Onishi H, 69, 3053, 3947, 4509, 4529  
 Ono A, 1975, 5133  
 Ono K, 4503  
 Ono M, 1785  
 Ono Y, 159  
 Onodera S, 4051  
 Onozawa Y, 5133  
 Ooi H, 2467  
 Ooka Y, 4231  
 Ookura M, 5631, 7287  
 Oota Y, 7373, 7383  
 Opydo-Chanek M, 7151  
 Ørbo A, 2319  
 Ordu AD, 7255  
 Orendáš P, 4969  
 Oriaku E, 2763  
 Oriana S, 1307  
 Orlandi A, 3303  
 Orsenigo E, 5689  
 Orsini V, 435  
 Ortega-Calderón YN, 4039  
 Ortiz G, 1609  
 Osaki Y, 3039, 6877  
 Oshi M, 4415  
 Oshima CT, 1547, 2789  
 Oshima T, 2303  
 Osman A, 4141  
 Ostertag H, 623  
 Oszczapowicz I, 7151  
 Otake Y, 169  
 Otsuji E, 313, 2389, 4399  
 Otsuka Kazunori, 3165  
 Otsuka Kichiro, 4051  
 Otsuka Kojiro, 275  
 Otsuka Kyoko, 275  
 Otsuka M, 2417  
 Otsuka T, 3721  
 Otsuka Y, 4267  
 Ott G, 3647  
 Ottaviani F, 2525  
 Ottesen B, 679  
 Otubo D, 3411  
 Ötvös K, 893  
 Ötvös R, 893  
 Ou Y-C, 2973, 5643  
 Ouaiissi M, 349  
 Overgaard J, 6297  
 Ovesna P, 2489  
 Owaki T, 2727, 3431  
 Owczarek T, 4819  
 Owen D, 3597  
 Oya N, 221  
 Oyama T, 1751, 3141  
 Oyama Y, 4223, 7219  
 Oyamada H, 4893  
 Oyedeji AO, 4135  
 Oyedeji OO, 4135  
 Ozaki T, 5211  
 Ozawa D, 909, 3623, 7473  
 Ozawa S, 1751  
 Ozkan M, 4463  
 Pace A, 1779  
 Pacini S, 3569  
 Pagani M, 537  
 Pagano M, 1287, 5105  
 Pahernik S, 1031  
 Pahk K, 4447  
 Palacio S, 301  
 Palaga T, 3925  
 Palakurthi S, 6345  
 Palermo L, 3683  
 Palermo R, 4377  
 Palermo S, 3067  
 Paliotta A, 5087, 6271  
 Pallisgaard N, 845  
 Palmirotta R, 1153  
 Palombo G, 2525  
 Palumbo B, 4335  
 Palumbo C, 5585  
 Pan YS, 7407  
 Panagopoulos V, 7007  
 Panebianco M, 1287, 5105  
 Panebianco V, 3747  
 Pangalis GA, 6717  
 Panis C, 1127  
 Panopoulos C, 1291  
 Panotopoulou E, 1021, 5749  
 Paolini A, 837  
 Papadaki EZ, 4411  
 Papadaki T, 5111  
 Papadimitriou C, 23, 5111  
 Papadimitriou E, 1387  
 Papadimitriou K, 1291  
 Papageorgiou SG, 6717  
 Papagrigoriadis S, 2061  
 Papalambros A, 3083  
 Papanastasopoulos P, 1531  
 Papandreou CN, 5649  
 Papaiconomou E, 1401  
 Pápay J, 5593  
 Papi RM, 1387  
 Pappa V, 6717  
 Paquette B, 5303  
 Parajuli P, 2715  
 Paris I, 363, 5241  
 Park CM, 2135  
 Park ES, 811  
 Park G, 4361  
 Park GY, 471  
 Park HJ, 6685  
 Park HS, 3457  
 Park HY, 2943  
 Park IA, 4275  
 Park J, 1715, 2807  
 Park JC, 355  
 Park J-H, 5621, 5715  
 Park JK, 6451  
 Park JO, 6585  
 Park J-Y, 2943  
 Park K, 5723  
 Park KH, 4447  
 Park K-M, 5621  
 Park KS, 1295  
 Park K-T, 3891  
 Park MH, 3635  
 Park M-S, 2551  
 Park S-H, 133  
 Park SH, 6585  
 Park Silvia, 1037, 4299  
 Park SJ, 2135  
 Park Sojung, 3557  
 Park Soyeon, 4447  
 Park SR, 4087

- Park S-W, 1731  
 Park SY, 3635  
 Park T, 4447  
 Park Y-J, 4985, 6389  
 Park Young Soo, 3807  
 Park Young Suk, 6585  
 Park Y-Y, 811  
 Parsons C, 631  
 Pasi F, 837  
 Pasqual EM, 2363  
 Pasqualetti F, 4281  
 Pasqualetti G, 4281  
 Passera R, 7159  
 Passeri D, 3303  
 Patel AD, 6305  
 Patel N, 1507  
 Patel R, 4247  
 Patel S, 4247  
 Pathak S, 6791  
 Paties C, 5083  
 Patnaik A, 2001  
 Patsouris ES, 3537  
 Paul P, 2269  
 Paula-Santos N, 7029  
 Pavicic MF, 6925  
 Pavlidis N, 6669  
 Pawinski A, 877, 1015, 6641  
 Pěč M, 4969  
 Pecen L, 3689  
 Pečina-Šlaus N, 4005  
 Pecka M, 3689  
 Pectasides D, 5649, 6691  
 Peczek L, 2811  
 Pedullà G, 5087, 6271  
 Pellacani G, 3021  
 Pellegrini E, 905  
 Pelli M, 5351  
 Pellucchi F, 3225  
 Penka M, 2489  
 Pentheroudakis G, 4949, 6669  
 Penttinen H, 1201  
 Peñate-Medina O, 645  
 Pepe A, 1011  
 Pepe P, 937  
 Perchellet EM, 1643  
 Perchellet J-PH, 1643  
 Pereira Da Silva KA, 1441  
 Pereira MC, 605, 5397  
 Perek N, 6527  
 Pérez MA, 6381  
 Pergolizzi S, 873  
 Perica K, 4005  
 Pericleous M, 9, 6861  
 Perovic NR, 5579  
 Persky MS, 243, 4247  
 Peržel'ová V, 3991  
 Pesek M, 3205, 5193, 7461  
 Pesta M, 7431  
 Peters GJ, 435, 517, 1493, 6951  
 Peters S, 3475  
 Petersen DL, 5277  
 Petit JY, 6677  
 Petraki C, 1401  
 Petrini F, 2525  
 Petrișor F, 373  
 Petru E, 1519  
 Petrucciani N, 6283  
 Pezzi R, 7425  
 Philippou A, 1401  
 Piacentini F, 3657  
 Pianou N, 2571  
 Piaskowski S, 2859  
 Pichler M, 557, 2709  
 Pichler R, 307  
 Piel B, 5671  
 Pierotti L, 4335  
 Pifano M, 4761  
 Piha-Paul SA, 1939, 2349  
 Piko B, 1275  
 Pikoulis E, 3083  
 Pilkington GJ, 6919  
 Pimentel MJ, 1993  
 Pinatto-Botelho MF, 6939  
 Pinna AD, 5689  
 Piotrowska A, 3811  
 Pircher M, 227, 307  
 Pirrò N, 349  
 Pisciole I, 4335  
 Pisconti S, 3683  
 Pissimissis N, 6691  
 Pistamaltzian N, 1291  
 Pistillo MP, 2589, 7425  
 Pitini V, 5121, 6701  
 Piunno A, 4335  
 Piura B, 745  
 Pizova K, 4095  
 Pizzicannella G, 2525  
 Plaimée P, 7327  
 Ploen J, 845  
 Poblete MT, 6925  
 Podhorska-Okolow M, 4059, 4819  
 Poggio F, 3715  
 Pogorzala M, 323  
 Poi MJ, 3285  
 Poirier B, 1183  
 Poirier É, 1183  
 Polascik TJ, 2405  
 Polberg K, 6473  
 Polite B, 5043  
 Polivka Jr J, 1587  
 Polivka J, 1587  
 Polliack A, 785  
 Pollio A, 3021  
 Pölönen T, 6581  
 Pongrakhananon V, 1931, 2231  
 Pongthai P, 7327  
 Ponomarev V, 7007  
 Ponti G, 3021  
 Pontoriero A, 873  
 Pop C, 385  
 Popa A, 413  
 Popeneciu V, 1031  
 Popescu I, 5563, 7303  
 Poprach A, 949  
 Porasuphatana S, 7327  
 Porcu L, 2395  
 Porpiglia F, 7159  
 Portarena I, 1153  
 Postlethwaite A, 2153  
 Pottier A, 443  
 Pouckova P, 3511  
 Pouget N, 177  
 Powerski M-J, 4315  
 Powrózek T, 3701  
 Poxhofer M, 3371  
 Pozza A, 5735  
 Pradhan RS, 2001, 3739  
 Prelaj A, 363  
 Presl J, 327  
 Prevot N, 6527  
 PRIO (Working Group Prevention and Integrative Oncology of the German Cancer Society), 943  
 Procopio G, 1027, 2395  
 Proença F, 1673  
 Pronzato P, 3715  
 Proschek D, 6459  
 Proschogo N, 7077  
 Prott FJ, 943  
 Provatopoulou X, 1387  
 Provencher L, 1183  
 Prpić M, 3177, 3861  
 Pruiti V, 2019  
 Przybylski P, 3701  
 Puech C, 6527  
 Puget G, 2311  
 Puisset F, 465  
 Puistola U, 2325  
 Pula B, 3811, 4029, 4059, 4819  
 Purtan-Purnichescu R, 5563  
 Pusceddu S, 5657  
 Pycha Alexander, 3067  
 Pycha Armin, 3067  
 Phunmanee A, 7327  
 Qazi MH, 1563  
 Qiao J, 2269  
 Qin C, 4649  
 Qin Yingfen, 117  
 Qin Yuan, 117  
 Quan P, 2883  
 Queirolo P, 3197  
 Quentin M, 2459  
 Ra Y-S, 5715  
 Rabenalt R, 2459  
 Rabin T, 6981  
 Rabinovich A, 745  
 Rabl H, 6767  
 Racek J, 7461  
 Rades D, 2105, 2455, 2503, 2555, 3727, 4351, 4357, 5079, 5221, 5503, 5589, 6763, 7309  
 Radomiak-Zaluska A, 2859  
 Radu P, 373  
 Radulovic P, 7203  
 Raffetto N, 3747, 4673  
 Ragnarsson-Olding B, 639  
 Rahimi-Levene N, 785  
 Rahman M, 565  
 Raica M, 1435, 3439, 5413  
 Raimondi AR, 6381  
 Raju U, 6981  
 Rakus D, 3811  
 Ralfkiaer E, 5277  
 Ralfkiaer U, 5277, 7207  
 Rall K, 3851  
 Ramacciato G, 6283  
 Ramolu L, 3489  
 Ramos DM, 659, 6945  
 Ramos G, 1609  
 Ramqvist T, 639, 2369  
 Ramsdell AF, 1171  
 Ramsden MK, 2145  
 Randisi F, 7449  
 Randone DF, 7159  
 Ranta T-M, 645

- Rappa F, 4153  
 Rashid S, 1563  
 Rasool M, 1563  
 Rastrelli M, 5251  
 Rau K-M, 1239  
 Rautalin M, 1201  
 Ravo V, 1011, 1233  
 Rawe S, 7055  
 Razzaq Z, 1563  
 Re GL, 2363  
 Rebonato A, 4335  
 Recio FO, 7191  
 Rediti M, 905  
 Refaat A, 1893  
 Reginelli A, 4335  
 Regini E, 1219  
 Rēma A, 1427  
 Remenyik E, 893  
 Remick SC, 455  
 Ren J, 2185  
 Repetto-Llamazares A, 3263  
 Requardt H, 5351  
 Resnick MB, 3957  
 Resnyak E, 3067  
 Ressler S, 227  
 Restrepo MH, 301  
 Reunanen J, 645  
 Rey P, 6677  
 Reyes F, 1609  
 Rhee JC, 3469  
 Rhee S, 4447  
 Rhodes JW, 3739  
 Rhomberg T, 5637  
 Rhomberg W, 5637  
 Ribeiro C, 2211  
 Ribeiro DA, 1547, 2789  
 Ribeiro FA, 1547  
 Ribeiro G, 1901  
 Ricci S, 575  
 Richter R, 385, 393, 401  
 Riecke B, 235  
 Riedl Z, 1737  
 Riegler FM, 2341  
 Rieneck K, 6315  
 Rieske P, 2859  
 Righini R, 1537, 5241  
 Riklund K, 3875  
 Rineer J, 4189, 7367  
 Ring A, 777  
 Rink M, 2255  
 Rinnerthaler G, 227  
 Rino Y, 2303  
 Riondino S, 1153  
 Rios-Santos F, 3217  
 Ripoll GV, 4761  
 Riska H, 2325  
 Rittig A, 7119  
 Rizzardi C, 7021  
 Rizzuto S, 4153  
 Ro J, 3807  
 Robert A-L, 3799  
 Roberto M, 6265  
 Robichaux JP, 1171  
 Robison RA, 2145  
 Robl B, 3881, 6961  
 Rocchini L, 3225  
 Rocco B, 5585  
 Rocconi RP, 7191  
 Rocha Lima CMS, 301  
 Rodenas A, 3997  
 Rodesjö M, 6973  
 Rodier J-F, 3489  
 Rody A, 985  
 Roedlich M-N, 5017  
 Rogatsch H, 819  
 Rogers MB, 2095  
 Roghi M, 2533  
 Rohan V, 1587  
 Rohde V, 623  
 Roife D, 4685  
 Roine R, 1201  
 Rojas J, 3523  
 Roma A, 5251  
 Romain CV, 2269  
 Romanzo A, 7449  
 Romeder F, 227  
 Rommens PM, 6459  
 Ronaghi F, 819  
 Roncaroli F, 6919  
 Roncella S, 2589, 7425  
 Rondogianni P, 2571, 6717  
 Røpke MA, 7207  
 Rosa AM, 1427  
 Rosell J, 2311  
 Rosell R, 493  
 Roselli M, 1153  
 Rosiak K, 2859  
 Rossi CR, 5251  
 Rossi D, 575  
 Rossi G, 5105  
 Rossi RE, 9, 6861  
 Rossitto M, 2019  
 Rotar IC, 373  
 Rotenberg S, 6305  
 Roth A, 249  
 Rothmund R, 3851, 6735  
 Rotman M, 4189  
 Rotmensz N, 6677  
 Rotondo A, 4335  
 Rousarova M, 5217  
 Roussakis C, 4797  
 Rousseau B, 4797  
 Rouzier R, 125, 3997  
 Roviello F, 5689  
 Royer H-D, 525  
 Ruanghirun T, 2231  
 Rubini A, 2899  
 Rubio CA, 2437, 3007, 6973  
 Rubio-Reyes C, 3523  
 Ruchlemer R, 785  
 Rudico L, 1435  
 Rudno-Rudzinska J, 3113  
 Rudolph A, 2745  
 Ruegg C, 4693  
 Ruffolo C, 5735  
 Ruge F, 2185  
 Ruge M, 7455  
 Ruggieri C, 1219  
 Ruggiero M, 3569  
 Ruibal Á, 269  
 Ruini C, 3021  
 Ruol A, 7455  
 Russo GI, 5051  
 Russowsky D, 1837  
 Rutteman GR, 2211  
 Ruzsa A, 1275  
 Ryan F, 2851  
 Ryan JJ, 509  
 Ryniak M, 243, 4247  
 Rys J, 4819  
 Ryška A, 1115  
 Rytting M, 1939  
 Ryu J-S, 759  
 Rzechonek A, 2565  
 Saake M, 3831  
 Saarni O, 2325  
 Saarto T, 1193, 1201  
 Sabino SM, 5057  
 Sachanas S, 6717  
 Sadahiro S, 4195  
 Sadamoto K, 6481  
 Sadanala KC, 4657  
 Saeki H, 3911, 4207, 4307, 5421, 6397, 7227  
 Safra T, 551  
 Safranek J, 4239  
 Sagar S, 4077  
 Sahara K, 2377  
 Saibu M, 4077  
 Saidak Z, 6417  
 Saidi N, 1213  
 Saif MW, 2547, 5609, 6775, 7267, 7339  
 Saigusa S, 3425, 5321  
 Saiki I, 1893  
 Sainis I, 7443  
 Saito G, 4195  
 Saito H, 2283, 3365  
 Saito J-I, 5099  
 Saito K, 915, 921, 5683  
 Saito M, 1821  
 Saito N, 169  
 Saito S, 3039  
 Saito T, 3543, 4231, 4427  
 Saito Y, 1953, 4789, 5187  
 Sakagami H, 1743, 3543, 4117, 4877, 5405  
 Sakaguchi H, 1947, 4427  
 Sakai C, 6489  
 Sakai H, 1983, 4261  
 Sakai M, 283, 909, 3623, 7473  
 Sakai Y, 5683  
 Sakaida I, 141, 4807  
 Sakakura C, 313, 2389  
 Sakamoto A, 3039  
 Sakamoto J, 195, 1967, 3583  
 Sakamoto K, 4201  
 Sakamoto N, 4589, 7145  
 Sakamoto Y, 5529  
 Sakane R, 5331  
 Sakata K, 5331  
 Sakatani T, 5153  
 Sakimura S, 5357  
 Sakurada A, 651  
 Sakurai H, 3721  
 Sakurai K, 899, 2399, 2771, 3753, 7129  
 Sakurai T, 2727, 3431  
 Saladino E, 2019, 5689  
 Salem AH, 2001  
 Salerno G, 2477, 4287, 5263  
 Salminen E, 6581  
 Salminen T, 4181  
 Salo T, 645  
 Salvail D, 4733  
 Salvi S, 2589  
 Salvia R, 2899  
 Samaratunga H, 6779  
 Samartzis A, 2571  
 Sammartino P, 5689  
 Samphao S, 1333

- Samura H, 6655  
 Sanche L, 5303  
 Sánchez-Hernández A, 1959  
 Sander S, 3011  
 Sandoo A, 1147  
 Sangkhathat S, 1333  
 Sano A, 909 7473  
 Sano F, 7401  
 Santeufemia DA, 2363, 7263  
 Santini C, 1643, 5351  
 Santoni F, 1679  
 Santoni-Rugiu E, 2991  
 Santos L, 735  
 Sapienza P, 5087, 6271  
 Sapino A, 1219  
 Saptefrati L, 1435  
 Saris P, 645  
 Sarkar S, 1071  
 Sarli E, 1011  
 Sarmiento J, 6925  
 Sarumi M, 2385, 2413  
 Sasagawa T, 867  
 Sasahara M, 1261  
 Sasaki A, 2113, 4893  
 Sasaki K, 2727, 4051  
 Sasaki M, 4621  
 Sasaki T, 2807  
 Sasaki Y, 2029  
 Sasano H, 1821  
 Sasnauskiene A, 5295  
 Sasor A, 3905  
 Sastre B, 349  
 Sato H, 995, 4709  
 Sato T, 1947, 2303  
 Satomi K, 5181  
 Satomura H, 4051  
 Satoshi Y, 3721  
 Sattlberger C, 227  
 Sauter G, 2255  
 Sautou V, 7247  
 Savaraj N, 6991  
 Sawada K, 3589, 6739  
 Sawada T, 7129  
 Sawada-Kitamura S, 3105  
 Sawicki M, 3701  
 Scambia G, 5689  
 Scapparone C, 2533  
 Scarano F, 6785  
 Scarpa M, 5735, 7455  
 Scarpa RM, 7159  
 Scarpa S, 2477, 4287, 5263  
 Schackert G, 3293  
 Schäfer D, 3011  
 Schäfer FW, 3607  
 Schallier D, 1179  
 Schanne DH, 1885  
 Schantz S, 243, 4247  
 Scheit K, 5337  
 Scheithauer W, 3669  
 Schem C, 3607  
 Schemmer P, 767  
 Schepp W, 2449  
 Scherer V, 7255  
 Scherr D, 3981  
 Schiavina R, 2443  
 Schild SE, 2455, 2503, 2555,  
 3727, 4351, 5079, 5221,  
 5589, 7309  
 Schimmöller L, 2459  
 Schindl M, 2377  
 Schinella D, 319  
 Schlomm T, 2255  
 Schlösser HA, 3313  
 Schlüter H, 2255  
 Schmeel FC, 4101  
 Schmeel LC, 4101  
 Schmeler K, 2349  
 Schmelzle M, 6633  
 Schmid R, 6767  
 Schmidt D, 665  
 Schmidt M, 665, 4457  
 Schmidt PT, 3007  
 Schmidt-Wolf IGH, 4101,  
 5375  
 Schmitt A, 465  
 Schnabel PA, 3707  
 Schnallinger M, 2559  
 Schnapauff D, 4315  
 Schneeweiss A, 6609  
 Schneider M, 7021  
 Schneider MA, 3707  
 Schoenberg MB, 6633  
 Scholefield JH, 3969  
 Scholz C, 4899, 4909  
 Schoppmann SF, 2341, 2377  
 Schramel FMNH, 7315  
 Schraml J, 3641  
 Schrauder MG, 829  
 Schreiber D, 4189, 7367  
 Schreiber S, 7045  
 Schreiber V, 3371  
 Schreieck S, 2559  
 Schubert A, 2841, 4781  
 Schubert T, 3475  
 Schuch G, 1779  
 Schueller J, 3669  
 Schuetz F, 6609  
 Schuetz M, 791  
 Schulten H-J, 1355, 1873  
 Schultz JD, 4929, 7061  
 Schulz C-O, 4899  
 Schulz-Wendtland R, 3831  
 Schumacher U, 3845, 4741,  
 7045  
 Schurmann C, 2249  
 Schuster T, 7255  
 Schwab B, 2745  
 Schwab LP, 3891  
 Schwab M, 3647  
 Schwameis K, 2341  
 Schwameis M, 2341  
 Schwartz D, 4189, 7367  
 Schwartz L, 973  
 Schwarz M, 4677  
 Schwint AE, 6381  
 Scialpi M, 4335  
 Scieglińska D, 2833  
 Scioli MG, 3303  
 Sciume C, 4153  
 Scognamiglio U, 6785  
 Scollica M, 2019  
 Scosyrev E, 2405  
 Scott JE, 1629  
 Scotti V, 7345  
 Scudamore CH, 3597  
 Scupoli MT, 1617  
 Scursoni AM, 4761  
 Seabra AD, 6405  
 Seagroves TN, 3891  
 Sears MT, 3285  
 Sebag F, 2581  
 Seccia V, 967  
 Seddiqi AS, 2255  
 Sedlmayer F, 6767  
 Segal-Eiras A, 5537  
 Segedin B, 2455  
 Sehdev A, 5043  
 Sehmisch L, 5079, 5589  
 Sehoul J, 249, 385, 393,  
 401, 407, 6725  
 Seike K, 3419  
 Seino M, 2331, 4723  
 Seino S, 4723  
 Seitz AT, 6633  
 Seitz J, 6609  
 Seker M, 4463  
 Seki N, 4767  
 Sekii S, 5091  
 Sekine S, 1743  
 Selander T, 5677  
 Sellari-Franceschini S, 967  
 Semjonow A, 665  
 Semperboni S, 5351  
 Senda M, 183, 4439  
 Senf B, 943  
 Sengas I, 5749  
 Sengoku N, 259, 6749  
 Seno M, 6289  
 Seo H-S, 2869  
 Seo JW, 2943  
 Seo M, 4447  
 Seo Y, 7389  
 Seo YM, 4657  
 Seol H, 4275  
 Serati M, 5703  
 Seretis C, 2087  
 Seretis F, 2087  
 Sergeantanis TN, 1227  
 Serizawa M, 2779  
 Sermsri U, 295  
 Sesti A, 6647  
 Seto T, 927, 3825, 5743  
 Setoyama T, 2727, 3431  
 Setzer WN, 4135  
 Sever AR, 1087  
 Shafii B, 5117  
 Shah BK, 3855, 5117, 6731  
 Shah M, 1709  
 Shah S, 5543  
 Shahin MS, 7191  
 Shaikh MV, 7177  
 Shany S, 6565  
 Shao Y-Y, 1047  
 Sharma AK, 1  
 Shasha D, 243, 4247  
 Shayiremu D, 715  
 Sheen-Chen S-M, 1239  
 Sheikh IA, 1563  
 Shen D, 2919  
 Shen R, 3981  
 Shen T, 683  
 Shen W-C, 6755  
 Shetye J, 6973  
 Shi H, 859  
 Shi Y-F, 531  
 Shiba H, 2417, 3789, 5163  
 Shiba M, 4311  
 Shibahara H, 5331  
 Shibasaki H, 4367  
 Shibata H, 3165  
 Shibata R, 5021, 5695  
 Shibata T, 5199

- Shibazaki Y, 4849  
 Shibutani M, 899, 2399, 3753  
 Shibuya K, 4723  
 Shida A, 955, 4471, 4813  
 Shida Y, 4051  
 Shigemori H, 1657, 5487  
 Shigemura K, 3365  
 Shigeyama M, 6481  
 Shih L-C, 3731  
 Shih Y-CT, 5043  
 Shikimori M, 5729  
 Shim S-H, 1001  
 Shim S-M, 3557  
 Shimada C, 3543, 4877, 5405  
 Shimada H, 5099  
 Shimada M, 995, 1953, 3403, 4217, 4709, 4789, 5187, 6339  
 Shimada Y, 1053, 2029, 2165, 5037  
 Shimizu S, 2023  
 Shimoda M, 3617  
 Shimodaira C, 1743  
 Shimokawa H, 981  
 Shimokawa M, 927  
 Shimokawa T, 851  
 Shimono Y, 3337  
 Shin E, 6451  
 Shin H-Y, 4857  
 Shin I-S, 4839, 6505  
 Shin JY, 4985  
 Shin K-C, 3189  
 Shin M, 2821  
 Shin SH, 3635  
 Shin SJ, 1939  
 Shin SK, 355  
 Shin YC, 2869  
 Shinden Y, 5357  
 Shindo Y, 4201  
 Shinichiro I, 4213  
 Shinsato Y, 4767  
 Shintani K, 1245  
 Shiotani A, 3157  
 Shiozaki A, 313, 2389  
 Shiozawa M, 2303  
 Shirabe K, 4307, 4421, 5313, 6655  
 Shirahata A, 4121  
 Shirai K, 5099  
 Shirai T, 5569  
 Shirai Y, 5163  
 Shiraishi Y, 927, 3825  
 Shirakawa T, 215, 2035, 3365  
 Shirao K, 2029  
 Shirasawa S, 4489, 4551, 4561  
 Shirasu N, 4481  
 Shirataki Y, 4117  
 Shiota T, 671  
 Shirouzu K, 4569, 4633  
 Shitara K, 89  
 Shiwaku H, 5695  
 Shode FO, 4135  
 Shoji H, 5037  
 Shoji K, 695  
 Shopp GM, 4733  
 Shourbaji RA, 243, 4247  
 Shridhar V, 2331  
 Shrivastava N, 7177  
 Shui H-A, 4109  
 Shun C-T, 2223  
 Shvidel L, 785  
 Sianidou M, 3707  
 Sideris M, 2061  
 Siegert G, 1723  
 Sielezneff I, 349  
 Sieniawska E, 6473  
 Sikula J, 49  
 Silva AG, 5397  
 Silva SRM, 5599  
 Silva TB, 5057  
 Silvestrini-Biavati A, 2533  
 Silvestris N, 3683  
 Simanek V, 4239, 7279  
 Simasi J, 2841, 4781  
 Simeon V, 937  
 Simko JP, 3629  
 Simões AL, 3217  
 Simon JC, 6633  
 Simon K, 2357  
 Simon R, 2255  
 Singer JM, 2255  
 Singh CR, 1643  
 Singh M, 2807  
 Singh NP, 2807, 3399  
 Singh Ranger G, 6277  
 Sinn H-P, 6609  
 Sintonen H, 2325  
 Sisti G, 7345  
 Sitoci-Ficici KH, 3293  
 Siu A, 659, 6945  
 Sivridis E, 3119  
 Skalicka-Woźniak K, 6473  
 Skarstedt M, 147  
 Skieceviciene J, 7167  
 Skondra M, 6691  
 Skoura E, 2571  
 Skov L, 7207  
 Slominski AT, 2153, 2735  
 Smeets D, 5517  
 Smetana Jr K, 3991  
 Smetanay K, 6609  
 Smid K, 6951  
 Šmigoc T, 339  
 Smit EF, 435  
 Smith R, 3569  
 Smith Schneider S, 2985  
 Smolle E, 819, 1519, 1553  
 Smolle M, 819  
 Snackey C, 2689  
 Soans E, 3271  
 Soares JMA, 5397  
 Soares N, 1377  
 Sobajima J, 915  
 Soejima Y, 5313  
 Soga D, 671  
 Sohara Y, 5229  
 Sohda M, 283, 909, 3623, 7473  
 Sohn BH, 811  
 Sohn C-H, 5389  
 Sohn TS, 6585  
 Soini Y, 4181  
 Solari N, 3197  
 Soldić Ž, 1167  
 Solhaug Ø, 4253  
 Solichová D, 3689  
 Soliman KFA, 2763, 5447  
 Solinski D, 4029  
 Solomon M, 6505  
 Soma G-I, 4497  
 Somarakis G, 6669  
 Sommer JU, 4929  
 Sone H, 4021  
 Song C, 5723  
 Song G, 6363  
 Song H, 367  
 Song Joo-Young, 4939  
 Song Ju-Young, 2517  
 Song Q, 455  
 Song YS, 2135  
 Songca SP, 4135  
 Sonnenberg M, 3647  
 Sonoda T, 2007, 2481, 3839  
 Sonpavde G, 3377, 3383  
 Sood A, 811  
 Sookprasert A, 7327  
 Sopracordevole F, 4345  
 Sorbi F, 7345  
 Sørensen BS, 6297  
 Sørensen JB, 2991  
 Sorsa T, 645  
 Sotiropoulos V, 6717  
 Sottile A, 7159  
 Soubeyran P, 5007  
 Sousa SMB, 3217  
 Špaček J, 5555  
 Spaczynski M, 4029  
 Spadaccini A, 2525  
 Sparvieri A, 2525  
 Spatola GF, 4153  
 Spear BT, 1709  
 Spengler G, 1737  
 Spidlen V, 4239  
 Spindler K-LG, 845  
 Sprouse AA, 5363  
 Spurný P, 3991  
 Šrámek V, 3689  
 Srikoon P, 1865  
 Sritularak B, 1931, 6573  
 Stäbler A, 6735  
 Staeger MS, 6431  
 Stahl PR, 2255  
 Stamatian F, 373  
 Stambuk J, 3523  
 Standop J, 2357  
 Stassek B, 2105  
 Stathopoulos D, 5143  
 Stávale JN, 2789  
 Stawski R, 2859  
 Stebbing J, 1531  
 Stefanou D, 4977  
 Steffen A, 6627  
 Steinau H-U, 777  
 Steiner N, 6701  
 Steinstraesser L, 7119  
 Stelloo E, 1493  
 Stenberg J, 4253  
 Stender C, 3475  
 Stenmarker M, 3563  
 Stepulak A, 6473  
 Stern-Straeter J, 7061  
 Sterpetti AV, 6271  
 Steurer S, 2255  
 Steyaert J-M, 973  
 Stift J, 2377  
 Stigbrand T, 3875  
 Stoczynska-Fidelus E, 2859  
 Stojadinovic A, 6363

- Stojak M, 7151  
 Stölting DP, 525  
 Stope MB, 3475  
 Stoppoloni D, 4069  
 Stordal B, 503  
 Stormi T, 6581  
 Stravodimos KG, 7415  
 Stravopodis DJ, 1021  
 Strehl JD, 5127  
 Stricker I, 777, 7119  
 Strojnik T, 339  
 Strojny L, 4969  
 Struck L, 4741  
 Študentová H, 1115, 3689  
 Studer A-S, 349  
 Studer ER, 1643  
 Sturgeon SR, 2985  
 Sturla D, 5703  
 Styczynski J, 323, 7379  
 Su C-C, 7097  
 Su C-H, 6711  
 Su H-L, 1811  
 Su J, 7091  
 Su Y-C, 2927  
 Suardi N, 3225  
 Sudan S, 1691  
 Sudo A, 933  
 Suenaga S, 141, 4807  
 Sugimachi K, 5357  
 Sugimoto K, 3403  
 Sugimoto N, 851  
 Sugimoto Y, 89  
 Sugio K, 3825  
 Sugita Y, 3543, 4877, 5405  
 Sugiura F, 3045  
 Sugiura T, 5211  
 Sugiyama D, 4539, 4561  
 Sugiyama H, 61, 6353  
 Sugiyama K, 6489  
 Suh N, 3557  
 Sukegawa Y, 3045  
 Sumi K, 5199, 5091  
 Sumitomo M, 89  
 Sumitomo S-I, 5729  
 Sun C-F, 5661  
 Sun D-I, 5709  
 Sun P, 1417  
 Sun S, 2957  
 Sun Y, 2919, 3765  
 Sunami E, 5465  
 Sundelin B, 2437  
 Sunela K, 4181  
 Sung M-W, 1731  
 Suo Z, 859  
 Suojanen J, 645  
 Surapaneni A, 4189  
 Surarit R, 1857  
 Surico D, 2497  
 Sürmeli Z, 4329  
 Sutani A, 2755  
 Sutoh T, 3141, 3147, 3775  
 Sütterlin M, 153  
 Suzaki Y, 4615  
 Suzawa T, 89  
 Suzin J, 2811  
 Suzuki A, 7271  
 Suzuki E, 4231  
 Suzuki G, 203, 1989, 5205  
 Suzuki N, 4201  
 Suzuki O, 915, 7389  
 Suzuki R, 4117, 4685, 4747  
 Suzuki S, 909, 283, 3623, 4723, 7473  
 Suzuki T, 1821, 4021, 4195  
 Suzumura T, 5211  
 Svasti J, 1857  
 Svaton M, 7461  
 Svobodník A, 3689  
 Svobodova S, 327, 5217  
 Swain A, 4539  
 Sylvester PW, 2715  
 Syrigos KN, 4665, 5143, 5649  
 Syrios J, 2069  
 Syrjänen K, 5057  
 Szabo K, 893  
 Szabo P, 3991  
 Szalai E, 893  
 Szekely L, 893  
 Szeto A, 1609  
 Szubert M, 2811  
 Taban O, 3439  
 Tabata A, 4521, 4627  
 Tabata C, 3061  
 Tabata K-I, 3781  
 Tabata S, 4767  
 Tabbara IA, 1507, 3257  
 Tachezy M, 4741  
 Tachikawa R, 275  
 Tachiwada T, 4767  
 Tada R, 4503, 4557  
 Tadmor T, 785  
 Taglieri L, 2477, 4287, 5263  
 Tago K, 4223, 7219  
 Taguchi K, 3825  
 Taguchi T, 963, 1057, 2701, 3583  
 Tahara T, 5199  
 Tai K, 5631, 7287  
 Taieb D, 2581  
 Tajima T, 5181  
 Tajiri H, 4849, 4869, 6353  
 Taka E, 2763  
 Takács D, 1737  
 Takada K, 955  
 Takada T, 3141, 3775  
 Takagawa R, 4267  
 Takagi Y, 3153  
 Takahashi A, 4709  
 Takahashi Hiroki, 7145  
 Takahashi Hiroyuki, 4595  
 Takahashi I, 6655  
 Takahashi Kana, 5091  
 Takahashi Kazuhiro, 2331  
 Takahashi Kenichi, 195  
 Takahashi M, 4021, 4051, 4267  
 Takahashi N, 4471  
 Takahashi S, 4367, 4391  
 Takahashi Toshiaki, 2779, 5133  
 Takahashi Toshifumi, 2331  
 Takahashi Tsuyoshi, 2427  
 Takahashi Y, 2913, 5357  
 Takai M, 5631, 7287  
 Takaishi S, 215, 2035  
 Takakura K, 4849, 4869, 6353  
 Takakuwa O, 3517  
 Takano Y, 5357  
 Takao K, 3543, 4877, 5405  
 Takasaki M, 5067  
 Takashima A, 5037  
 Takashima T, 3583  
 Takasu C, 995, 1953, 4217, 4709, 6339  
 Takata A, 2427  
 Takayama E, 5729  
 Takayoshi K, 215  
 Takeda H, 3039  
 Takeda K, 2421  
 Takeda Y, 4767  
 Takehara T, 7389  
 Takeishi K, 4421  
 Takemasa I, 3169  
 Takemura M, 3517  
 Takenaka T, 927, 2537, 3825, 5743  
 Takeno S, 5695  
 Takenouchi H, 4201  
 Takenoyama M, 927, 3825, 5743  
 Takeshima M, 1785  
 Takeshita H, 921  
 Takeshita J, 275, 7467  
 Takeshita T, 5021  
 Takeuchi A, 3105, 5569  
 Takeuchi H, 1751  
 Takeyama H, 7145  
 Takigawa M, 671  
 Takiguchi S, 2427  
 Takizawa J, 4021  
 Takizawa S, 169  
 Tamai S, 3157  
 Tamaki N, 805  
 Tamaki Y, 4311  
 Tamari K, 7389  
 Tamatani D, 4583  
 Tambo M, 6705  
 Tamiya A, 2023  
 Tamura K, 2541, 5287  
 Tamura S, 215, 2035  
 Tan IBH, 7407  
 Tan KS, 4561  
 Tan Y, 1417  
 Tanagornmeatar K, 6573  
 Tanaka A, 4195  
 Tanaka E, 2015, 2537, 3077, 4433  
 Tanaka F, 981, 7185  
 Tanaka G, 4223, 7219  
 Tanaka Hiroaki, 899, 2399, 2771, 3753, 7129  
 Tanaka Hiroto, 3947, 4509, 4529  
 Tanaka Hisashi, 1975  
 Tanaka Katsuaki, 2303  
 Tanaka Koji, 3425, 5321  
 Tanaka Kosuke, 275  
 Tanaka Kuniya, 2421, 5547  
 Tanaka Kyoko, 585  
 Tanaka M, 69  
 Tanaka Naritaka, 283, 909, 3623, 7473  
 Tanaka Natsuki, 4569  
 Tanaka Nobuaki, 3157  
 Tanaka Norimitsu, 5205  
 Tanaka S, 6489  
 Tanaka Takayuki, 4213  
 Tanaka Tatsuya, 7145  
 Tanaka Tohru, 4583

- Tanaka Toshiaki, 1989, 5205  
 Tanaka Toshihiro, 1947  
 Tanaka Y, 4427, 4561  
 Tang CL, 7407  
 Tang EKY, 2153  
 Tang J-Y, 3765  
 Tang R, 4993  
 Tang R-P, 1239  
 Tang X-J, 729  
 Taniguchi K, 867, 2421  
 Taniguchi Y, 3153  
 Tanimoto A, 5153  
 Tanino H, 259, 6749  
 Tannapfel A, 777, 7119  
 Tarpley M, 1629  
 Tasaki T, 4885, 5631  
 Tashiro M, 5099  
 Tatokoro M, 5683  
 Tatsumi K, 2537  
 Taubmann M, 3569  
 Taucher V, 1519, 1553  
 Tautenhahn H-M, 6633  
 Tavenard A, 3799  
 Tavernier J, 7247  
 Tawada A, 4231  
 Teber D, 1031  
 Teishima J, 695  
 Telek B, 2377  
 Telivala T, 7367  
 Temme A, 3293  
 Tengström M, 3031  
 Tengvar M, 2437  
 Teodoro AJ, 1377  
 Terakubo S, 3543, 4877, 5405  
 Terauchi T, 183, 4439  
 Terazawa R, 3419  
 Terazawa T, 1053  
 Terheyden P, 5079  
 Terjung A, 7233  
 Tertipis N, 2369  
 Testa I, 1027, 2395  
 Teugels E, 5517  
 Teymoortash A, 2433  
 Thai PV, 7309  
 Thaler J, 6767  
 Thangarajah F, 723  
 Theobald M, 6459  
 Theodoropoulos G, 6991  
 Thiel FC, 829  
 Thiel R, 4315  
 Thomas A, 477  
 Thomas M, 3707  
 Thomassin J, 177  
 Thorns C, 2105, 2249, 4351, 5221, 5503  
 Thornton PD, 1643  
 Thuny F, 349  
 Thway K, 3663  
 Thyer L, 3569  
 Tiemann K, 3607  
 Tieu EW, 2153  
 Tímár J, 5593  
 Tinacci E, 7345  
 Tinari N, 2525  
 Tinelli C, 837, 2497  
 Tippayamontri T, 5303  
 Tirmazy SH, 3793  
 Tiseo M, 3185  
 Tiszlavicz L, 5593  
 Titsworth WL, 565  
 Tobío A, 3347  
 Togitani K, 5067  
 Toh HC, 7407  
 Tohda S, 2913, 6259  
 Tohnai I, 5729  
 Toita T, 5091  
 Toiyama Y, 3425, 5321  
 Tokai H, 4213  
 Tokizawa Y, 3589  
 Tokuda K, 4807  
 Tokumitsu Y, 4201  
 Tokumoto M, 7129  
 Tokunaga S, 6655  
 Toledo D, 1233  
 Tolia M, 23, 1291  
 Tolláli T, 1015  
 Toma A, 4399  
 Toma-Dasu I, 2801  
 Tomalty D, 7239  
 Tomas A, 1679  
 Tomas D, 2291  
 Tomasello G, 4153  
 Tomasi A, 3021  
 Tomasoni C, 4797  
 Tombolini V, 3747, 4673, 6913  
 Tomii K, 275  
 Tominaga E, 585  
 Tominaga M, 4621  
 Tominaga Y, 963, 1057, 4673  
 Tomioka H, 3337  
 Tomirotti M, 7361  
 Tomita M, 3137  
 Tomoda M, 191  
 Tomoishi J, 4415  
 Tomoyasu T, 4521  
 Tomšová M, 5555  
 Tonak M, 6459  
 Tony LKH, 7407  
 Tonyali O, 4463  
 Topolcan O, 327, 1587, 3205, 4239, 5193, 5217, 7279, 7431  
 Torelli L, 7021  
 Torelli T, 1027  
 Torii Y, 107  
 Torri V, 2395  
 Tortolani F, 4345  
 Tot T, 887  
 Touboul C, 5671  
 Toumpanakis C, 6601  
 Toyama M, 1771  
 Toyama Y, 2283  
 Toyang NJ, 1637, 3505  
 Toyoda M, 3337  
 Toyokawa G, 927, 3825, 5743  
 Toyokawa T, 899, 2399, 2771, 3753, 7129  
 Toyozawa R, 927, 3825  
 Tozzoli R, 6663  
 Traettino M, 1011  
 Tran T, 243, 4247  
 Trang NT, 2455, 7309  
 Trautmann C, 3647  
 Treda C, 2859  
 Trencsényi G, 49  
 Trendowski M, 2195  
 Trenti E, 3067  
 Treska V, 1281, 4239, 5217, 7279  
 Treskova I, 1281, 5217, 7279  
 Trignani M, 1207, 2525  
 Trimpop N, 2357  
 Trinh A, 3579  
 Trivillin VA, 6381  
 Trope C, 859  
 Tropea S, 5251  
 Troppan K, 557  
 Truini M, 2589  
 Trunk M, 153  
 Tsagkouli S, 4665  
 Tsai C-H, 7001, 7039  
 Tsai Chang-Hai, 6711  
 Tsai Chin-Hua, 1239  
 Tsai C-W, 2263, 2951, 3731, 4109, 4963, 5481, 6711, 7001, 7039  
 Tsai C-Y, 5029, 6617  
 Tsai M-H, 2951, 3731  
 Tsang N-M, 6755  
 Tschmelitsch J, 6767  
 Tseng J-C, 1715  
 Tseng J-H, 5029, 6617  
 Tseng S-H, 1595  
 Tsiginou A, 1227  
 Tsimberidou A, 2349  
 Tsimplaki E, 1021, 5749  
 Tsivian M, 2405  
 Tsopra O, 6717  
 Tsoukala G, 4665  
 Tsoukalas N, 23, 1291  
 Tsubamoto H, 2007, 2481, 3839, 5331  
 Tsubata Y, 2755  
 Tsubura A, 1347  
 Tsuchiya A, 1759  
 Tsuchiya H, 3105, 3721, 4893, 5569  
 Tsuchiya T, 3419  
 Tsuda H, 3157  
 Tsuji M, 4893  
 Tsuji T, 2023, 5683  
 Tsujikawa K, 4767  
 Tsujinaka T, 5169  
 Tsujita E, 4421  
 Tsujiwaki S, 4045  
 Tsukinaga S, 6353  
 Tsukiyama I, 2283  
 Tsukuda H, 5211  
 Tsunedomi R, 4201  
 Tsuno NH, 5465  
 Tsunoda T, 4551  
 Tsunoda Y, 4893  
 Tsurumi H, 7271  
 Tsurusaki T, 1983  
 Tsuruta N, 3053  
 Tsurutani J, 3583  
 Tsushima T, 5133  
 Tsushima Y, 283, 909, 3623, 7473  
 Tsutsui T, 3589  
 Tsutsumi S, 1255, 3141, 3147, 3775  
 Tu C-Y, 5175, 7001, 7039  
 Tu H-J, 729  
 Tubiana-Mathieu N, 1213  
 Tuckey RC, 2153  
 Tumor Bank Ovarian Cancer (TOC), 385  
 Tunariu N, 3663

- Tural D, 4329  
 Turner RM, 1087  
 Turrini I, 7345  
 Tutino V, 4775  
 Tzeng Y-J, 5473  
 Tzeng Y-M, 1811  
 Tzeveleki I, 4949  
 Tzoutzos K, 4977  
 Uchi R, 5357  
 Uchida A, 933  
 Uchida H, 4415  
 Uchida K, 3425  
 Uchikado Y, 2727, 3431  
 Uchino K, 215, 2035  
 Uchiyama T, 4021  
 Uckermann O, 3293  
 Udagawa Y, 107  
 Udaka Y, 4893  
 Uder M, 3831  
 Ueda K, 7401  
 Ueda M, 2421, 5357  
 Ueda R, 89  
 Ueda T, 1657, 4885, 5487, 5631, 7287  
 Ueda Y, 159, 3589  
 Uedo N, 851  
 Uemura T, 3517  
 Ueno M, 1663  
 Ueno Satoru, 5523, 6739  
 Ueno Satoshi, 3391  
 Ueno Shinichi, 6655  
 Ueoka R, 4701  
 Uesawa Y, 1743, 3543, 4877, 5405  
 Ueyama J, 2283  
 Ugorski M, 4819  
 Uhlig S, 2357  
 Uhlmann D, 6633  
 Uhrig LK, 3285  
 Ujvari D, 893  
 Ulamec M, 2291  
 Ulaş A, 4329, 4463  
 Ulrich C, 39  
 Umbreit C, 4929, 7061  
 Umebayashi M, 3947, 4509, 4529  
 Umemura S-I, 6481  
 Umene K, 585  
 Umeno H, 203, 1989, 5205  
 Ůnal OŮ, 4463  
 Uncu D, 4463  
 Underhill DA, 4717  
 Uno K, 183  
 Ura T, 2029  
 Urakami K, 2779  
 Uramoto H, 981  
 Urasaki Y, 5631  
 Urashima M, 955  
 Urata S, 6739  
 Urbanski A, 3313  
 Urey C, 5269  
 Urken M, 243  
 Ursino S, 967  
 Uthoff D, 777  
 Uto Y, 4503, 4557, 4577, 4583, 4589, 4621  
 Utsunomiya T, 1953, 3403, 4789, 5187  
 Uwatoko S, 4595  
 Uysal M, 4329, 4463  
 Uzui K, 1657, 4885, 5487  
 Uzzo ML, 4153  
 Vadot L, 7247  
 Vaeteewoottacharn K, 1865  
 Vaiopoulos AG, 3083  
 Valach J, 3991  
 Valavanis C, 3537, 4949  
 Valencia E, 5609  
 Valente M, 5657  
 Valente P, 7449  
 Valenti MT, 1617  
 Valentino A, 7425  
 Valladares H, 3523  
 Vámosi G, 49  
 Van Den Broek M, 4693  
 Van Den Eertwegh AJM, 1493  
 Van Doren J, 3357  
 Van Moorselaar RJA, 2689  
 Van Wezel T, 1673  
 Vanacker L, 5517  
 Vang S, 3957  
 Vangara KK, 6345  
 Vareli K, 7443  
 Varesano S, 2589  
 Varinská L, 3991  
 Varol U, 4329  
 Vasantha Rupasinghe HP, 1691  
 Vashist Y, 4741  
 Vasiljeva J, 6725  
 Vassilakopoulos TP, 6717  
 Vassilakos G, 1401  
 Vats T, 1939  
 Vázquez S, 1959  
 Vecchio S, 5075  
 Vejvodova S, 4239  
 Vekhter B, 5043  
 Velez J, 1609  
 Vénat-Bouvet L, 1213  
 Vendittozzi S, 2477, 5263  
 Veninga T, 2555  
 Venook AP, 7357  
 Venzke T, 239  
 Vera J, 1609  
 Vercher FJ, 2311  
 Verona-Santos J, 6991  
 Verzoni E, 1027, 2395  
 Vesely DL, 1459  
 Vetvicka D, 3511  
 Vetvicka V, 2275, 6939  
 Vetvickova J, 2275  
 Vicinanza R, 4287  
 Victorino VJ, 1127  
 Vikhrevá PN, 2315  
 Villa G, 3197  
 Villabona L, 2369  
 Villnow E, 2437  
 Vilmar A, 2991  
 Virman J, 4181  
 Virudachalam S, 631  
 Visintin R, 7361  
 Vitásková D, 1115  
 Vitfell-Rasmussen J, 3663  
 Viviano G, 1617  
 Vlachtsis K, 6495  
 Vlad I-C, 413  
 Vladušić T, 4005  
 Vlasak P, 327  
 Vlastos A, 2369  
 Vo VA, 5509  
 Vodicka J, 4239  
 Volti GL, 5051  
 Von Schulz-Hausmann SA, 4101  
 Von Wolff M, 3851  
 Vošmik M, 3689  
 Vrhovac I, 4005  
 Vrzalova J, 327, 5217  
 Vyzula R, 949  
 Wadsak W, 6647  
 Waisberg J, 5599  
 Wakabayashi H, 1743  
 Wakahara M, 3153  
 Wakatabe Y, 3781  
 Wakiyama S, 3789  
 Walder G, 1343  
 Waldmann A, 985  
 Walker EJ, 3629  
 Wall I, 5375  
 Wallaschofski H, 2249  
 Wallwiener D, 6735  
 Walter C, 3851  
 Walther R, 3475  
 Wang C, 4247  
 Wang C-C, 3093  
 Wang CCC, 1801  
 Wang C-L, 4013  
 Wang D, 7191  
 Wang Haibo, 2919  
 Wang H-C, 4109, 6711, 7319  
 Wang Hong, 3357  
 Wang J, 2153, 3891  
 Wang J-H, 3093  
 Wang JL, 6363  
 Wang S, 5621  
 Wang S-H, 3093  
 Wang S-S, 5643  
 Wang S-Y, 6617  
 Wang T, 7191  
 Wang X, 6537  
 Wang Yan, 367  
 Wang Y-C, 5175  
 Wang Yufeng, 4807  
 Wang Z-Q, 6981  
 Wangpaichitr M, 6991  
 Waraya M, 259, 6749  
 Ward E, 3569  
 Warner BM, 3285  
 Warnke J-P, 249  
 Warth A, 3707  
 Wasgindt S, 153  
 Washington AV, 1609  
 Wasik MA, 5277, 7207  
 Wasle I, 6701  
 Wataha JC, 6305  
 Watanabe AHU, 5057  
 Watanabe K, 191  
 Watanabe Masahiko, 6749  
 Watanabe Masaru, 2779  
 Watanabe N, 3721  
 Watanabe Takahiro, 6481  
 Watanabe Toshiaki, 5465  
 Watrowski R, 239  
 Watson CT, 3505  
 Watson RJ, 6557  
 Wazir U, 1  
 Weber A, 2503  
 Weber M, 6647  
 Weeks HP, 2185  
 Weghorst CM, 3285  
 Wegwitz F, 7045



- Wehler TC, 6459  
 Wei M, 1679  
 Weigel MT, 3607  
 Weiss AA, 3597  
 Weiss C, 153, 7061  
 Weiss M, 3475  
 Wendling F, 1483  
 Wenger RH, 4693  
 Wenkel E, 3831  
 Wengers AS, 3607  
 Wenz F, 1885  
 Wenzel E, 4781  
 Wenzl K, 557  
 Werba G, 2377  
 Werkoff G, 3997  
 Werner JA, 2433  
 Werynska B, 3811, 4059  
 Westermann AM, 665  
 Westhoff PG, 7315  
 Wex T, 7167  
 Weyant MJ, 2145  
 Wheler J, 2349  
 Whyand T, 9, 6861  
 Wickerath M, 3399  
 Wicklein D, 4741  
 Widén E, 5147  
 Wieczorek S, 7119  
 Wieners G, 4315  
 Wiese M, 525  
 Wiley E, 5001  
 Willenbacher W, 2559  
 Willerslev-Olsen A, 5277  
 Wilson C, 2385  
 Wiltberger G, 6633  
 Windrichova J, 7431  
 Winfield LL, 4755  
 Winiecka-Klimek M, 2859  
 Wirtz R, 4949  
 Witkiewicz W, 4819  
 Wobser M, 5277  
 Woetmann A, 5277, 7207  
 Wojas-Krawczyk K, 3701  
 Wollenberg B, 6627  
 Womble T, 2763  
 Won HS, 5709  
 Won J-K, 5389  
 Wong K, 6505  
 Wong V, 2195  
 Wongkham S, 1865  
 Woo J-K, 2869  
 Woodhams R, 6749  
 Worth M, 7367  
 Wu C, 6991  
 Wu C-E, 1301, 5029  
 Wu C-F, 3765  
 Wu D, 3981  
 Wu F, 117  
 Wu H-C, 5481  
 Wu J-C, 3549  
 Wu Lili, 117  
 Wu Liyang, 715  
 Wu M-J, 2973  
 Wu M-S, 2223  
 Wu Q, 859  
 Wu S-J, 1801  
 Wu T-F, 4717  
 Wubetu GY, 4789  
 Wurlitzer M, 2255  
 Wysocki M, 323, 7379  
 Xanthakis I, 2571, 4949  
 Xesfyngi D, 1021  
 Xiong H, 2001, 3739  
 Xu FF, 2957  
 Xu L-H, 683  
 Xu Y-Y, 683  
 Yabushita Y, 5547  
 Yaegashi T, 3391  
 Yagi H, 4615  
 Yagita H, 1893  
 Yagublu V, 2123  
 Yajima R, 1255, 3141, 3147, 3775  
 Yalcinkaya I, 385  
 Yamaai T, 6443  
 Yamada K, 2537, 7383  
 Yamada S, 1953, 4789  
 Yamada T, 867, 3157  
 Yamada Yasuhide, 1053, 2029, 5037  
 Yamada Yuji, 5755  
 Yamada-Okabe H, 1821  
 Yamagishi H, 159  
 Yamaguchi H, 5465  
 Yamaguchi K, 1663, 2779  
 Yamaguchi M, 927, 3825, 5743  
 Yamaguchi N, 4267  
 Yamaguchi S, 3141, 3147, 3775, 4051  
 Yamaguchi Y, 1765  
 Yamahira A, 4021  
 Yamamoto H, 3169, 5357  
 Yamamoto I, 4609  
 Yamamoto K, 5169  
 Yamamoto Masakazu, 867, 4747  
 Yamamoto Masatatsu, 4767  
 Yamamoto Mitsugu, 3819  
 Yamamoto Naoto, 2303  
 Yamamoto Nobuyuki, 1975, 2779, 5133  
 Yamamoto Norio, 3105, 5569  
 Yamamoto Satoshi, 4595  
 Yamamoto Seiichiro, 169  
 Yamamoto Sohei, 3157  
 Yamamoto Y, 313, 2389, 4399  
 Yamamura T, 1701  
 Yamana I, 5695  
 Yamanegi K, 3061, 7351  
 Yamanouchi K, 2331  
 Yamasaki Makoto, 2427  
 Yamasaki Masaaki, 2007, 2481  
 Yamasaki Motoo, 89  
 Yamashita H, 3819  
 Yamashita Keishi, 259, 6749  
 Yamashita Kimihiro, 3411  
 Yamashita R, 5695  
 Yamashita T, 3157  
 Yamashita Y, 2399, 5695  
 Yamashita Y-I, 4307, 4421  
 Yamato M, 4747  
 Yamauchi T, 1657, 4885, 5487, 5631, 7287  
 Yamazaki H, 203, 1989, 2015, 2537, 3077, 4433, 5205, 5755, 7373, 7383  
 Yamazaki K, 5133  
 Yamazaki N, 169  
 Yamazaki R, 3391  
 Yamazoe S, 899, 2399  
 Yamura M, 1765  
 Yanaga K, 191, 955, 2417, 3789, 4471, 4813, 5163  
 Yanagita Y, 221  
 Yanagitani N, 1975, 5153  
 Yanar M, 3845  
 Yang C-H, 7137  
 Yang C-K, 5643  
 Yang C-R, 2973, 5643  
 Yang C-W, 2263  
 Yang I, 7197  
 Yang J-H, 1295  
 Yang Jianning, 2001  
 Yang J-L, 6537  
 Yang Jun, 683  
 Yang L-X, 3243  
 Yang M-D, 3731, 7039  
 Yang MH, 3469  
 Yang MY, 6951  
 Yang M-Y, 7137  
 Yang S, 3469  
 Yang T-S, 6755  
 Yang W-C, 3765  
 Yang W-J, 2973  
 Yang W-M, 4717  
 Yang X, 455  
 Yang Y, 715, 6515  
 Yano S, 695  
 Yao L, 367  
 Yao Y-L, 4717  
 Yap AQ, 3093  
 Yashiro M, 899, 2399, 2771  
 Yasuda H, 3425  
 Yasuno H, 613  
 Yatomi Y, 5465  
 Yaylim I, 753  
 Yazici O, 4329  
 Ye L, 715, 1417, 6515  
 Yeh C-N, 5029, 6617  
 Yeh K-H, 3695  
 Yeh M-H, 7319  
 Yeh S-P, 7319  
 Yeh T-S, 5029, 6617  
 Yerokun T, 4755  
 Yildiz I, 4329  
 Yildiz P, 753  
 Yim NY, 3635  
 Ynagita Y, 1255  
 Yoden E, 3759  
 Yokobori T, 283, 909, 3623, 7473  
 Yokoi T, 3589  
 Yokosuka O, 4231  
 Yokoyama A, 5067  
 Yokoyama M, 5683  
 Yokoyama S, 1893  
 Yokoyama Y, 4021  
 Yonemitsu Y, 5313  
 Yonesaka K, 5211  
 Yonese J, 5683  
 Yoneyama H, 4849  
 Yoneyama K, 5021  
 Yong C-C, 3093  
 Yoo HJ, 4829, 4857  
 Yoo LR, 5709  
 Yoo R-E, 5389  
 Yoo YB, 1295  
 Yoon CY, 3457  
 Yoon H-E, 2023

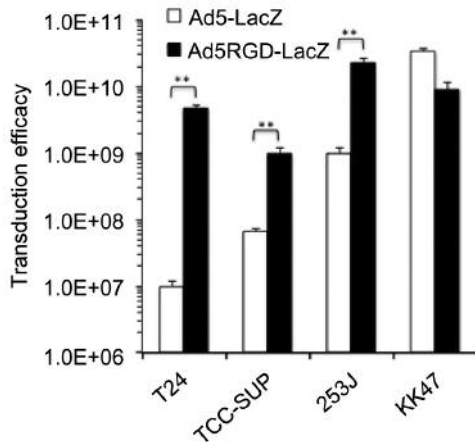
- Yoon JH, 701  
 Yoon MS, 2517  
 Yoon M-S, 4939  
 Yoon SM, 5621  
 Yoshida A, 4207, 5631, 7287  
 Yoshida EM, 3597  
 Yoshida Kazunari, 3781  
 Yoshida Ken, 203, 1989,  
 2015, 2537, 3077, 4433,  
 5205, 5755, 7373, 7383  
 Yoshida Kenshi, 4701  
 Yoshida Koji, 3125  
 Yoshida Kosaku, 6353  
 Yoshida N, 4569  
 Yoshida S, 2113, 5683  
 Yoshida Takefumi, 4569  
 Yoshida Toshimi, 1251  
 Yoshida Tsukihisa, 927, 5743  
 Yoshida Tsuyoshi, 183  
 Yoshida Tsuyoshi, 4439  
 Yoshidome K, 3583  
 Yoshihara K, 2303  
 Yoshikawa Kazuhiro, 89  
 Yoshikawa Kozo, 995, 4217,  
 4709, 6339  
 Yoshikawa M, 4231  
 Yoshikawa T, 2303  
 Yoshimine T, 61  
 Yoshimura K, 1771, 4201
- Yoshinaga K, 6397  
 Yoshino K, 3589  
 Yoshino S, 4201  
 Yoshio K, 5091  
 Yoshioka H, 4213  
 Yoshioka N, 2113  
 Yoshioka Y, 2015, 3077,  
 4433, 5755, 7389  
 Yoshiyama A, 5181, 6423  
 Yoshizaki S, 6353  
 Yoshizawa K, 1347  
 Yoshizumi T, 4307, 4421,  
 5313  
 Yotsumoto F, 4615  
 You M, 6991  
 Youn H, 1715  
 Youn H-Y, 4839  
 Youssef H, 2087  
 Yu C-C, 2927, 4161  
 Yu F-S, 4161  
 Yu G, 2195  
 Yu JA, 2145  
 Yu JJ, 455  
 Yu JQ, 541, 1923, 5453, 7077  
 Yue C-H, 3549, 6467  
 Yuge K, 4569  
 Yuklea M, 785  
 Yumita N, 6481  
 Yun HJ, 1409
- Yung BC, 3531  
 Yunos NM, 4141  
 Yuri T, 1347  
 Yusa S-I, 6353  
 Yusof R, 6557  
 Zabel M, 4029, 4059, 4819  
 Zabernigg A, 2559  
 Zadinova M, 3511  
 Zagouri F, 1227  
 Zaharieva I, 723  
 Zahid S, 1563  
 Zaitsu Y, 4207  
 Zalazar N, 5537  
 Zamaraeva M, 1723  
 Zanatta M, 1617  
 Zander A, 1779  
 Zandona L, 7021  
 Zang C, 4899, 4909  
 Zangerl G, 2559  
 Zangiacomi V, 2779  
 Zanini S, 2899  
 Zannettino ACW, 7007  
 Zanon V, 2899  
 Zar N, 147  
 Zarccone F, 4153  
 Zatloukal K, 2883  
 Zätterström U, 6593  
 Zeng W, 117, 7091  
 Zhang J, 729, 2821
- Zhang N, 715  
 Zhang R, 4685  
 Zhang X, 715  
 Zhang XQ, 2957  
 Zhang Y, 367, 1417  
 Zhao H, 367  
 Zhao Y, 5421  
 Zheng X, 3357  
 Zheng Y-F, 683  
 Zhou F, 683  
 Zhou J, 117  
 Zhou Y, 4899, 4909  
 Zhu X-Q, 683  
 Zieba J, 2859  
 Ziegler P, 3475  
 Zielinska-Chomej K, 2801  
 Zimmermann U, 3475  
 Zinner R, 2349  
 Zinonos I, 7007  
 Zittermann A, 4641  
 Zografos G, 1227, 1387,  
 1401  
 Zoras O, 2079  
 Zorn M, 2985, 6609  
 Zörner B, 2341  
 Zoul Z, 5555  
 Zummo G, 4153  
 Zweifel M, 4693  
 Zygogianni A, 23

## Errata

Volume 31, No. 8, page 3059: Line 22, of the Results section should read:

less often needed a dose reduction ( $p=0.025$ ) than patients

Volume 32, No. 8, page 3139: Figure 4 should be replaced by the following:



Volume 32, No. 8, page 3140: Line 4, left column, should read:

transduction levels in all human high-grade bladder cancer cells as

Volume 32, No. 8, page 3140: Line 19, left column, should read:

achieve a higher antitumor effect in high-grade bladder cancer cells with

Volume 32, No. 8, page 3140: Line 27, left column, should read:

target high-grade bladder cancer cells, and by applying our findings, it

Volume 32, No. 8, page 3140: Line 29, left column, should read:

strategies for the treatment of high-grade bladder cancer cells.

Volume 32, No. 10, page 4227: Lines 19-24 of the left column should read:

balance towards cell death (Figure 2). These findings suggest “a model whereby a switch in the duration of CDK1 activation dramatically increases the extent of BCL2, BCLXL and MCL1 phosphorylation, which acts as a sensor for CDK1 signal duration, resulting in the loss of their anti-apoptotic function, thus coupling mitotic arrest to apoptosis” (as described in Ref. 12). However,

Volume 33, No. 9, page 4049: Authors and affiliations should read:

AINUR AKILZHANOVA<sup>1,2,3</sup>, ZHANNUR NURKINA<sup>2</sup>, KUVAT MOMYNALIEV<sup>3</sup>,  
ERLAN RAMANCULOV<sup>3</sup>, ZHAXIBAI ZHUMADILOV<sup>2</sup>, TOLEBAY RAKHYPBEBKOV<sup>4</sup>,  
NAOMI HAYASHIDA<sup>1</sup>, MASAHIRO NAKASHIMA<sup>5</sup> and NOBORU TAKAMURA<sup>1</sup>

<sup>1</sup>*Department of Global Health, Medicine and Welfare,  
Nagasaki University Graduate School of Biomedical Sciences, Nagasaki, Japan;*

<sup>2</sup>*Department of Genomic and Personalised Medicine, Center for Life Sciences,  
Nazarbayev University, Astana, Kazakhstan;*

<sup>3</sup>*National Center for Biotechnology, Astana, Kazakhstan;*

<sup>4</sup>*Semey State Medical University, Oncology Center, Semey, Kazakhstan;*

<sup>5</sup>*Department of Tumor and Diagnostic Pathology,  
Nagasaki University Graduate School of Biomedical Sciences, Nagasaki, Japan;*

Volume 33, No. 10, page 4213: Authors' names should read:

EMAD KANDIL<sup>1</sup>, ADAM HAUCH<sup>1</sup>, PAUL FRIEDLANDER<sup>2</sup>, MEI SHENG<sup>2</sup>,  
KOJI TSUMAGARI<sup>1</sup>, AHMAD SAEED<sup>1</sup>, JEFFREY M. GIMBLE<sup>3</sup> and BRIAN G. ROWAN<sup>4</sup>

Volume 33, No. 12, page 5511: The name of the 8th author should read:

JOHN N. LUKENS<sup>1</sup>

Volume 34, No. 1, page 259: The name of the last author should read:

MASAHIKO WATANABE

Volume 34, No. 3, page 1285: The Acknowledgements should read:

### **Acknowledgements**

This project was supported by research grant P 36 (Research Project IGA MZCR NT 11017-5/2010) of Charles University, Prague, Czech Republic.

Volume 34, No. 4, page 1937: Acknowledgements should read:

### **Acknowledgements**

This research has been supported by the National Research University Project, Office of Higher Education Commission (WCU-012-HR-57). The Authors would like to thank the Rachadapisaek Sompote Post-Doctoral Fund, Chulalongkorn University, and Mr. Krich Rajprasit, for proofreading.

Volume 34, No. 5, Abstract No 88, page 2657: The list of Authors and affiliations should read:

Veronica Prati<sup>1</sup>, Fiorella Ruatta<sup>1</sup>, Elisabetia Garibladi<sup>2</sup>, G. Cattari<sup>2</sup>, A. Gracobbe<sup>3</sup>, P. Gabriele<sup>2</sup>, G. Muto<sup>3</sup>, M. Aglietta<sup>1</sup>, Cinzia Ortega<sup>1</sup>

<sup>1</sup>Oncology Department, IRCCS-FPO Candiolo, Turin, Italy;

<sup>2</sup>Radiotherapy Department, IRCCS-FPO Candiolo, Turin, Italy;

<sup>3</sup>Urology Department, Bosco Hospital, Turin, Italy

Volume 34, No. 5, page 2237: Acknowledgements should read:

**Acknowledgements**

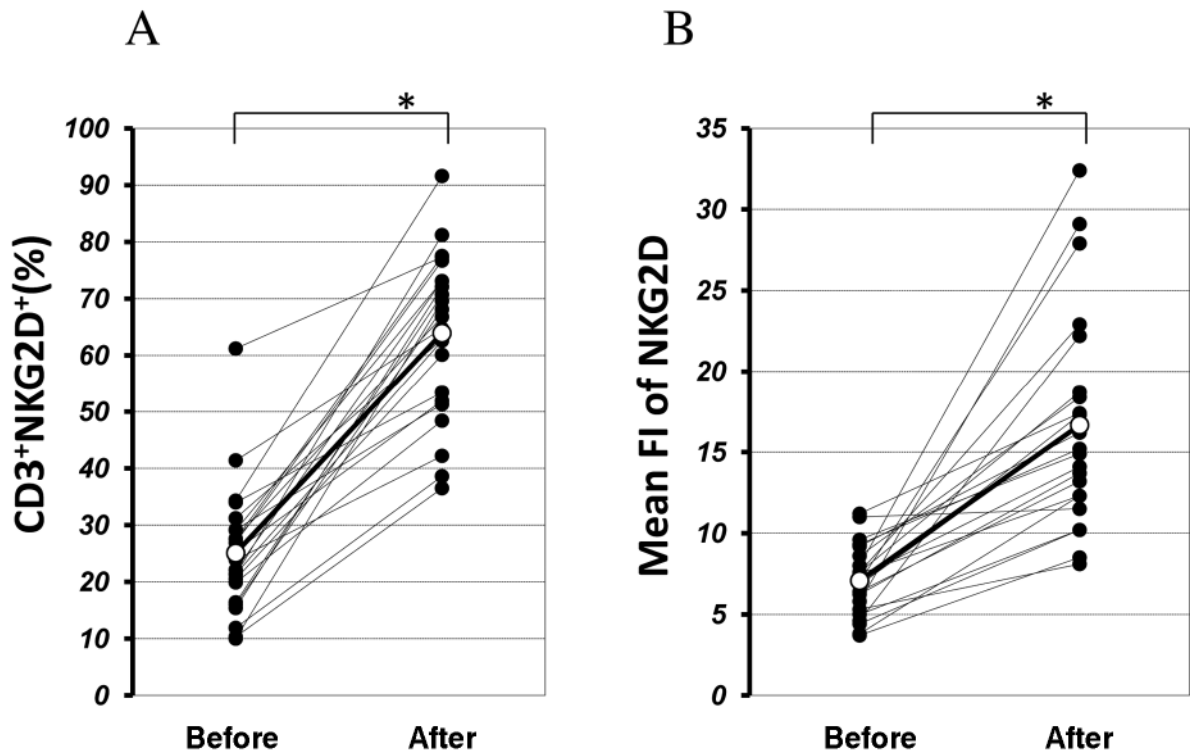
This work was supported by a research grant from the 90th Anniversary of Chulalongkorn University Fund (Ratchadaphiseksompot Endowment Fund, Chulalongkorn University).

Volume 34, No. 6, page 3197: The affiliation of the 5th Author should change:

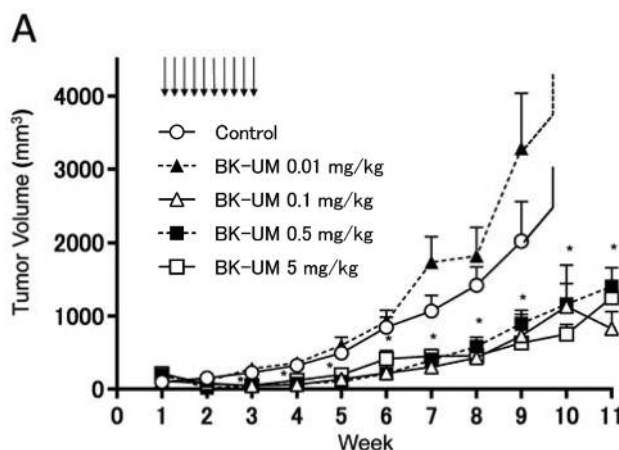
MARCO GIPPONI<sup>1</sup>, NICOLA SOLARI<sup>2</sup>, DAVIDE GIOVINAZZO<sup>2</sup>, PAOLA QUEIROLO<sup>3</sup>, SERGIO BERTOGLIO<sup>2,7</sup>, GIUSEPPE VILLA<sup>4</sup>, MARINA GUALCO<sup>5</sup>, DARIO BLEIDL<sup>6</sup> and FERDINANDO CAFIERO<sup>2</sup>

*Divisions of <sup>1</sup>Surgery, Breast Unit, <sup>2</sup>Surgical Oncology, <sup>3</sup>Medical Oncology, <sup>4</sup>Nuclear Medicine Unit and <sup>5</sup>Pathology Unit, Istituto di Ricovero e Cura a Carattere Scientifico “Azienda Ospedaliera Universitaria San Martino-IST”, Genoa, Italy; <sup>6</sup>Dermatologic Unit, Giannina Gaslini Institute, Genoa, Italy; <sup>7</sup>Dipartimento di Scienze Chirurgiche a Diagnostiche Intergate (DISC), Genoa, Italy*

Volume 34, No. 8, page 4533: Figure 1 should be replaced by:



Volume 34, No. 8, page 4619: Figure 4A should be replaced by:



Volume 34, No. 9, page 5193: The title should read:

## The Role of Neuron-specific Enolase (NSE) and Thymidine Kinase (TK) Levels in Prediction of Efficacy of EGFR-TKIs in Patients with Advanced-stage NSCLC

Volume 34, No. 9, pages 5193-5198: The word “thimidine” in the title, abstract (line 5), introduction (line 14), Table I (line 5) and Table II (line 10) should read “thymidine”.

Volume 34, No. 10, page 5649: The name of the 4th author should read:

XANTHIPI MAVROPOULOU<sup>4</sup>,

Volume 34, No. 10, page 5910 and page 5928: Abstract Nos 197 and 224 are similar. Please omit abstract No 224.

Volume 34, No. 10, page 5927: At the end of abstract No 222, please add:

Grant support: Fondo Nacional de Desarrollo Científico y Tecnológico (FONDECYT) #11110199

Volume 34, No. 10, page 5939: In the title of abstract No. 238 the authors should read:

Christodoulos A. Christodoulou, Ruolin Ma and Sassan Hafizi

Volume 34, No. 10, page 6079: Abstract No. 455 by Naz *et al.* is retracted as not-presented.

Volume 34, No. 10, page 6093: Abstract No. 477 by Ozturk *et al.* is retracted as not-presented.

Volume 34, No. 10, page 6169, left column, lines 12-18 should read:

spent each year in the care of patients. Cancer is a big business with a large constituency in academia, hospitals and drug manufacturers to support the status quo. Between 1971 and 2014, the US population increased by 56.8%, diagnosis by 162.3% and death by 74.8%. *In situ* breast (62, 570), *in situ* melanoma (63,770), basal and squamous cell cancers were excluded from cancer statistics. Using PCa as a case study, our

Volume 34, No. 10, page 6170: The title of abstract No. 598 should read:

**598**  
**ANALYSIS OF THE T CELL RECEPTOR**  
**REPERTOIRE IN BREAST CANCER USING**  
**EMULSION SINGLE CELL RT-PCR**

Volume 34, No. 10, page 6198: The title of abstract No. 639 should read:

**639**  
**PREVENTION STRATEGY OF ADULT**  
**T-CELL LEUKEMIA/LYMPHOMA BY**  
**HTLV-1 ERADICATION**

## Instructions to Authors 2014

*General Policy.* ANTICANCER RESEARCH (AR) will accept original high quality works and reviews on all aspects of experimental and clinical cancer research. The Editorial Policy suggests that priority will be given to papers advancing the understanding of cancer causation, and to papers applying the results of basic research to cancer diagnosis, prognosis, and therapy. AR will also accept the following for publication: (a) Abstracts and Proceedings of scientific meetings on cancer, following consideration and approval by the Editorial Board; (b) Announcements of meetings related to cancer research; (c) Short reviews (of approximately 120 words) and announcements of newly received books and journals related to cancer, and (d) Announcements of awards and prizes.

The principal aim of AR is to provide prompt publication (print and online) for original works of high quality, generally within 1-2 months from final acceptance. Manuscripts will be accepted on the understanding that they report original unpublished works on the cancer problem that are not under consideration for publication by another journal, and that they will not be published again in the same form. All authors should sign a submission letter confirming the approval of their article contents. All material submitted to AR will be subject to review, when appropriate, by two members of the Editorial Board and by one suitable outside referee. The Editors reserve the right to improve manuscripts on grammar and style.

The Editors and Publishers of AR accept no responsibility for the contents and opinions expressed by the contributors. Authors should warrant due diligence in the creation and issuance of their work.

*NIH Open Access Policy.* The journal acknowledges that authors of NIH funded research retain the right to provide a copy of the final manuscript to the NIH four months after publication in ANTICANCER RESEARCH, for public archiving in PubMed Central.

*Copyright.* Once a manuscript has been published in ANTICANCER RESEARCH, which is a copyrighted publication, the legal ownership of all published parts of the paper has been transferred from the Author(s) to the journal. Material published in the journal may not be reproduced or published elsewhere without the written consent of the Managing Editor or Publisher.

*Format.* Two types of papers may be submitted: (i) Full papers containing completed original work, and (ii) review articles concerning fields of recognisable progress. Papers should contain all essential data in order to make the presentation clear. Reasonable economy should be exercised with respect to the number of tables and illustrations used. Papers should be written in clear, concise English. Spelling should follow that given in the "Shorter Oxford English Dictionary".

*Manuscripts.* Submitted manuscripts should not exceed fourteen (14) pages (approximately 250 words per double - spaced typed page), including abstract, text, tables, figures, and references (corresponding to 4 printed pages). Papers exceeding four printed pages will be subject to excess page charges. All manuscripts should be divided into the following sections:

(a) *First page* including the title of the presented work [not exceeding fifteen (15) words], full names and full postal addresses of all Authors, name of the Author to whom proofs are to be sent, key words, an abbreviated running title, an indication "review", "clinical", "epidemiological", or "experimental" study, and the date of submission. (Note: The order of the Authors is not necessarily indicative of their contribution to the work. Authors may note their individual contribution(s) in the appropriate section(s) of the presented work); (b) *Abstract* not exceeding 150 words, organized according to the following headings: Background/Aim - Materials and Methods/Patients and Methods - Results - Conclusion; (c) *Introduction*; (d) *Materials and Methods/Patients and Methods*; (e) *Results*; (f) *Discussion*; (g) *Acknowledgements*; (h) *References*. All pages must be numbered consecutively. Footnotes should be avoided. Review articles may follow a different style according to the subject matter and the Author's opinion. Review articles should not exceed 35 pages (approximately 250 words per double-spaced typed page) including all tables, figures, and references.

*Figures.* All figures (whether photographs or graphs) should be clear, high contrast, at the size they are to appear in the journal: 8.00 cm (3.15 in.) wide for a single column; 17.00 cm (6.70 in.) for a double column; maximum height: 20.00 cm (7.87 in.). Graphs must be submitted as photographs made from drawings and must not require any artwork, typesetting, or size modifications. Symbols, numbering and lettering should be clearly legible. The number and top of each figure must be indicated. Colour plates are charged.

*Tables.* Tables should be typed double-spaced on a separate page, numbered with Roman numerals and should include a short title.

*References.* Authors must assume responsibility for the accuracy of the references used. Citations for the reference sections of submitted works should follow the standard form of "Index Medicus" and must be numbered consecutively. In the text, references should be cited by number. Examples: 1 Sumner AT: The nature of chromosome bands and their significance for cancer research. *Anticancer Res* 1: 205-216, 1981. 2 McGuire WL and Chamnes GC: Studies on the oestrogen receptor in breast cancer. In: *Receptors for Reproductive Hormones* (O' Malley BW, Chamnes GC (eds.). New York, Plenum Publ Corp., pp 113-136, 1973.



*Nomenclature and Abbreviations.* Nomenclature should follow that given in "Chemical Abstracts", "Index Medicus", "Merck Index", "IUPAC –IUB", "Bergey's Manual of Determinative Bacteriology", The CBE Manual for Authors, Editors and Publishers (6th edition, 1994), and MIAME Standard for Microarray Data. Human gene symbols may be obtained from the HUGO Gene Nomenclature Committee (HGNC) (<http://www.gene.ucl.ac.uk/>). Approved mouse nomenclature may be obtained from <http://www.informatics.jax.org/>. Standard abbreviations are preferable. If a new abbreviation is used, it must be defined on first usage.

*Clinical Trials.* Authors of manuscripts describing clinical trials should provide the appropriate clinical trial number in the correct format in the text.

For International Standard Randomised Controlled Trials (ISRCTN) Registry (a not-for-profit organization whose registry is administered by Current Controlled Trials Ltd.) the unique number must be provided in this format: ISRCTNXXXXXXXX (where XXXXXXXX represents the unique number, always prefixed by "ISRCTN"). Please note that there is no space between the prefix "ISRCTN" and the number. Example: ISRCTN47956475.

For Clinicaltrials.gov registered trials, the unique number must be provided in this format: NCTXXXXXXXX (where XXXXXXXX represents the unique number, always prefixed by 'NCT'). Please note that there is no space between the prefix 'NCT' and the number. Example: NCT00001789.

*Ethical Policies and Standards.* ANTICANCER RESEARCH agrees with and follows the "Uniform Requirements for Manuscripts Submitted to Biomedical Journals" established by the International Committee of Medical Journal Editors in 1978 and updated in October 2001 ([www.icmje.org](http://www.icmje.org)). Microarray data analysis should comply with the "Minimum Information About Microarray Experiments (MIAME) standard". Specific guidelines are provided at the "Microarray Gene Expression Data Society" (MGED) website. Presentation of genome sequences should follow the guidelines of the NHGRI Policy on Release of Human Genomic Sequence Data. Research involving human beings must adhere to the principles of the Declaration of Helsinki and Title 45, U.S. Code of Federal Regulations, Part 46, Protection of Human Subjects, effective December 13, 2001. Research involving animals must adhere to the Guiding Principles in the Care and Use of Animals approved by the Council of the American Physiological Society. The use of animals in biomedical research should be under the careful supervision of a person adequately trained in this field and the animals must be treated humanely at all times. Research involving the use of human foetuses, foetal tissue, embryos and embryonic cells should adhere to the U.S. Public Law 103-41, effective December 13, 2001.

*Submission of Manuscripts.* Please follow the Instructions to Authors regarding the format of your manuscript and references. There are 3 ways to submit your article (NOTE: Please use only one of the 3 options. Do not send your article twice.):

1. To submit your article online please visit: IIAR-Submissions (<http://www.iiar-anticancer.org/submissions/login.php>)
2. You can send your article via e-mail to [journals@iiar-anticancer.org](mailto:journals@iiar-anticancer.org). Please remember to always indicate the name of the journal you wish to submit your paper. The text should be sent as a Word document (\*.doc) attachment. Tables, figures and cover letter can also be sent as e-mail attachments.
3. You can send the manuscript of your article via regular mail in a USB stick, DVD, CD or floppy disk (including text, tables and figures) together with three hard copies to the following address:

John G. Delinasios  
International Institute of Anticancer Research (IIAR)  
Editorial Office of ANTICANCER RESEARCH,  
IN VIVO, CANCER GENOMICS and PROTEOMICS.  
1st km Kapandritiou-Kalamou Road  
P.O. Box 22, GR-19014 Kapandriti, Attiki  
GREECE

Submitted articles will not be returned to Authors upon rejection.

*Galley Proofs.* Unless otherwise indicated, galley proofs will be sent to the first-named Author of the submission. Corrections of galley proofs should be limited to typographical errors. Reprints, PDF files, and/or Open Access may be ordered after the acceptance of the paper. Requests should be addressed to the Editorial Office.

Copyright© 2014 - International Institute of Anticancer Research (J.G. Delinasios). All rights reserved (including those of translation into other languages). No part of this journal may be reproduced, stored in a retrieval system, or transmitted in any form or by any means, electronic, mechanical, photocopying, microfilming, recording or otherwise, without written permission from the Publisher.

### Editorial Staff

Managing Editor: J.G. DELINASIOS, Athens, Greece

Assistant Managing Editor and Executive Publisher: G.J. DELINASIOS, Athens, Greece

Production Editor: E. ILIADIS, Athens, Greece

### Editorial Office

International Institute of Anticancer Research,  
1st km Kapandritiou-Kalamou Rd.,  
Kapandriti, P.O.Box 22, Attiki 19014, Greece  
Tel and Fax: +30-22950-53389

Please visit the IAR websites: [www.iar-anticancer.org](http://www.iar-anticancer.org); [www.iarjournals.org](http://www.iarjournals.org)

E-mails:

Editor: [editor@iar-anticancer.org](mailto:editor@iar-anticancer.org); Journals: [journals@iar-anticancer.org](mailto:journals@iar-anticancer.org); IAR: [iar@iar-anticancer.org](mailto:iar@iar-anticancer.org)

**Publication Data:** ANTICANCER RESEARCH (AR) is published monthly. Each annual volume contains twelve issues and index.

**Copyright:** Once a manuscript has been published in AR, which is a copyrighted publication, the legal ownership of all published parts of the paper passes from the Author to the Journal.

**ANTICANCER RESEARCH is available in print (ISSN: 0250-7005) and online (ISSN: 1791-7530) through Stanford University HighWire Press with access to full text/PDF articles from all previous volumes since January 1st, 2004. For online/print subscription rates, please visit the IAR websites: [www.iar-anticancer.org](http://www.iar-anticancer.org); [www.ar.iarjournals.org](http://www.ar.iarjournals.org)**

**Annual Subscription Rates 2015:** Institutional subscription online: Euro 1,650.00. Institutional subscription print: Euro 1,670.00. Institutional subscription online & print: Euro 1,700.00. Personal subscription online: Euro 780.00. Personal subscription print: Euro 800.00. Personal subscription online & print: Euro 830.00. Prices include rapid delivery and insurance. Previous volumes of Anticancer Research (Vol. 1-34, 1981-2014) are available at 50% discount on the above rates.

**Subscription Orders:** Orders can be placed at agencies, bookstores, or directly with the publisher. Cheques should be made payable to J.G. Delinassios, Executive Publisher of Anticancer Research, Athens, Greece and should be sent to the Editorial Office.

**Correspondence:** (subscription orders, reprint orders, change of address, disposition of submitted manuscripts, advertising rates requests, and general editorial matters) should be directed to Dr. J.G. Delinassios, Executive Publisher and Managing Editor, Editorial Office.

**Advertising:** Correspondence and rate requests should be addressed to the Editorial Office.

**Book Reviews:** Recently published books and journals should be sent to the Editorial Office. Reviews will be published within 2-4 months.

Articles in ANTICANCER RESEARCH are regularly indexed in all bibliographic services, including *Current Contents (Life Sciences)*, *Science Citation Index*, *Index Medicus*, *Biological Abstracts*, *PubMed*, *Chemical Abstracts*, *Excerpta Medica*, *University of Sheffield Biomedical Information Service*, *Current Clinical Cancer*, *AIDS Abstracts*, *Elsevier Bibliographic Database*, *EMBASE*, *Compendex*, *GEOBASE*, *EMBiology*, *Elsevier BIOBASE*, *FLUIDEX*, *World Textiles*, *Scopus*, *Progress in Palliative Care*, *Cambridge Scientific Abstracts*, *Cancergram (International Cancer Research Data Bank)*, *MEDLINE*, *Reference Update - RIS Inc.*, *PASCAL-CNRS*, *Inpharma-Reactions (Datastar, BRS)*, *CABS*, *Immunology Abstracts*, *Telegen Abstracts*, *Genetics Abstracts*, *Nutrition Research Newsletter*, *Dairy Science Abstracts*, *Current Titles in Dentistry*, *Inpharma Weekly*, *BioBase*, *MedBase*, *CAB Abstracts/Global Health Databases*, *Investigational Drugs Database*, *VINITI Abstracts Journal*, *Leeds Medical Information*, *PubsHub*, *Sociedad Iberoamericana de Información Científica (SIIC) Databases*.

Authorization to photocopy items for internal or personal use, or the internal or personal clients, is granted by ANTICANCER RESEARCH, provided that the base fee of US\$2.00 per copy, plus 0.40 per page is paid directly to Copyright Clearance Center, 27 Congress Street, Salem, MA 01970, USA. For those organizations that have been granted a photocopy license by CCC, a separate system of payment has been arranged. The fee code for users of the Transactional Reporting Service is 0250-7005/2012 US\$2.00 +0.40.

The Editors and Publishers of the journal ANTICANCER RESEARCH accept no responsibility for the opinions expressed by the contributors or for the content of the advertisements appearing herein.

### Editorial Office

International Institute of Anticancer Research,  
1st km Kapandritiou-Kalamou Rd.,  
Kapandriti, P.O.Box 22, Attiki 19014, Greece  
Tel and Fax: +30-22950-53389

PHOTOCOMPOSITION BY IAR  
PRINTED BY ENTYPPO, GREECE  
PRINTED ON ACID-FREE PAPER